

# WIESER CONCRETE PRECAST TANKS



*Innovation, Quality & Service Since 1965*

**REV. FEBRUARY 2022**



*“Where Quality is a Standard, Not an Extra”*

**Proven Performance from the Industry Leader!**



ALL TANKS ARE MANUFACTURED TO EXCEED ASTM-1227 REQUIREMENTS  
PIPE SIZES AND LOCATIONS, ACCESS OPENINGS AND SIZES CAN BE ADJUSTED

**[website: wieserconcrete.com](http://www.wieserconcrete.com)**

| Plant Information   | Service Provided   |
|---|--|
| <p><b>Wieser Concrete Products, Inc.</b><br/>W3716 US Hwy 10, Maiden Rock, WI 54750<br/><b>Phone: (715) 647-2311 ♦ (800) 325-8456</b><br/>Fax: (715) 647-5181<br/>E-Mail: <a href="mailto:winkler@wieserconcrete.com">winkler@wieserconcrete.com</a></p>                                  | <p><b>HOME OFFICE</b><br/>Sales<br/>Manufacturing<br/>&amp; Delivery</p> |
| <p><b>Wieser Concrete Products, Inc.</b><br/>2815 Riley Road, Portage, WI 53901<br/><b>Phone: (608) 742-4464 ♦ (800) 362-7220</b><br/>Fax: (608) 742-3769<br/>E-Mail: <a href="mailto:lorih@wieserconcrete.com">lorih@wieserconcrete.com</a></p>  | <p>Sales<br/>Manufacturing<br/>&amp; Delivery</p>                        |
| <p><b>Wieser Concrete Products, Inc.</b><br/>N5561 Miranda Way, Fond du Lac, WI 54937<br/><b>Phone: (920) 922-3830 ♦ (800) 641-5937</b><br/>Fax: (920) 922-1415</p>   | <p>Distribution</p>  |
| <p><b>Wieser Concrete Products, Inc.</b><br/>W7698 Hwy 70, Spooner, WI 54801<br/><b>Phone: (715) 635-8333 ♦ (800) 336-3416</b><br/>E-Mail: <a href="mailto:winkler@wieserconcrete.com">winkler@wieserconcrete.com</a></p>   | <p>Sales &amp;<br/>Delivery</p>  |
| <p><b>Wieser Concrete Products, Inc.</b><br/>4419 Wagon Wheel Road, Roxana, IL 62024<br/><b>Phone: (715) 647-2311 ♦ (800) 325-8456</b><br/>Fax: (715) 647-5181<br/>E-Mail: <a href="mailto:dreww@wieserconcrete.com">dreww@wieserconcrete.com</a></p>                                     | <p>Sales<br/>Manufacturing<br/>&amp; Delivery</p>                        |
| <p><b>Wieser Concrete Products, Inc.</b><br/>Jordan, MN<br/><b>Phone: (715) 647-2311 ♦ (800) 325-8456</b><br/>Fax: (715) 647-5181<br/>E-Mail: <a href="mailto:winkler@wieserconcrete.com">winkler@wieserconcrete.com</a></p>  | <p>Distribution</p>  |
| <p><b>Wieser Concrete Products, Inc.</b><br/><b>MN Precast Industries</b><br/>5480 142nd St. E., Rosemount, MN 55068<br/><b>Phone: (715) 647-2311 ♦ (800) 325-8456</b><br/>Fax: (715) 647-5181<br/>E-Mail: <a href="mailto:winkler@wieserconcrete.com">winkler@wieserconcrete.com</a></p> | <p>Distribution</p>  |

# WIESER CONCRETE

Wieser Concrete, Inc  
Spooner

Wieser Concrete, Inc  
Rosemount

Wieser Concrete, Inc  
Maiden Rock

Wieser Concrete, Inc  
Portage


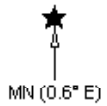
Wieser Concrete, Inc  
Fond Du Lac

Wieser Concrete, Inc  
Roxana

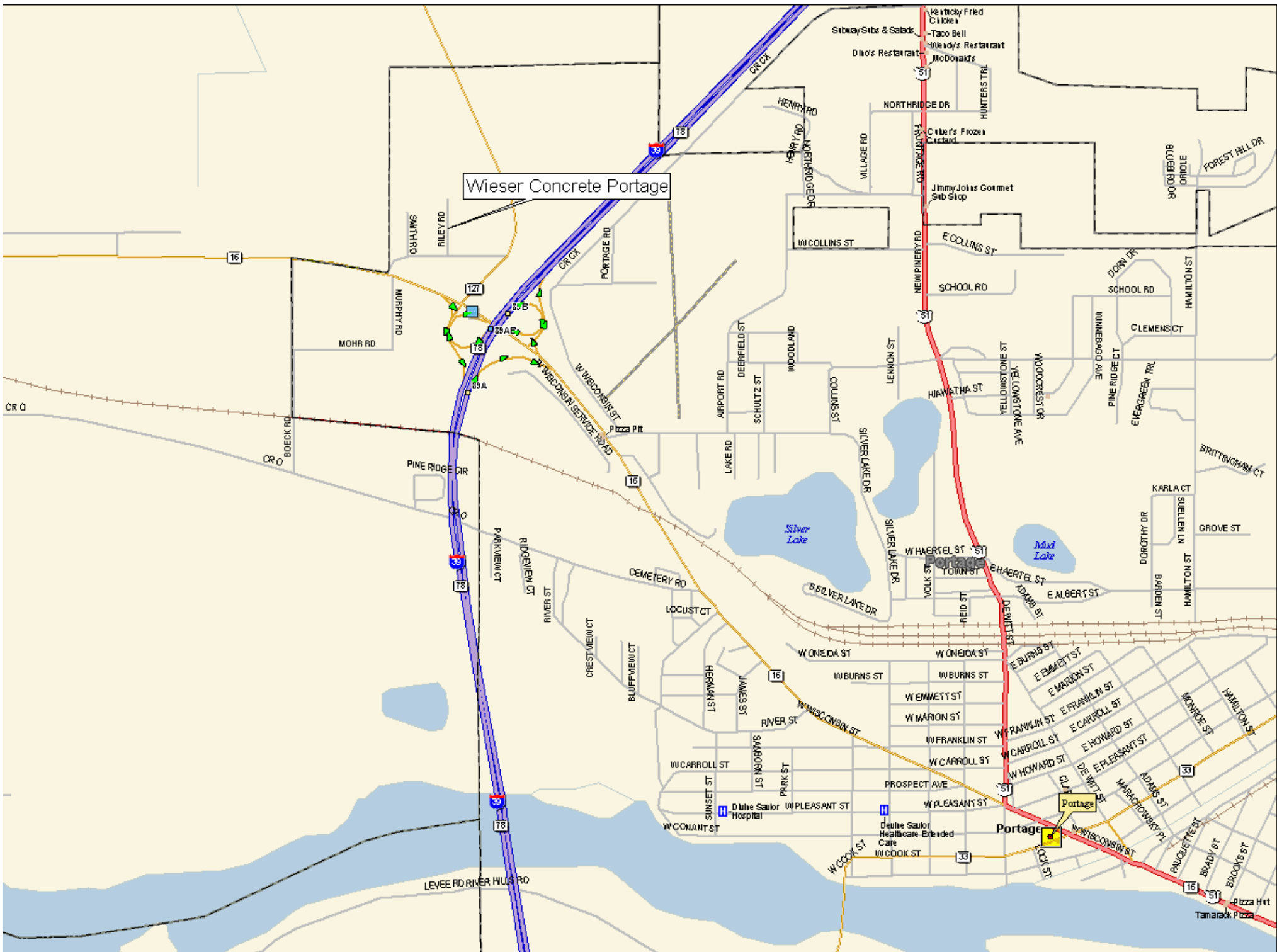




Data use subject to license.  
© 2004 DeLorme. Street Atlas USA © 2005.  
www.delorme.com




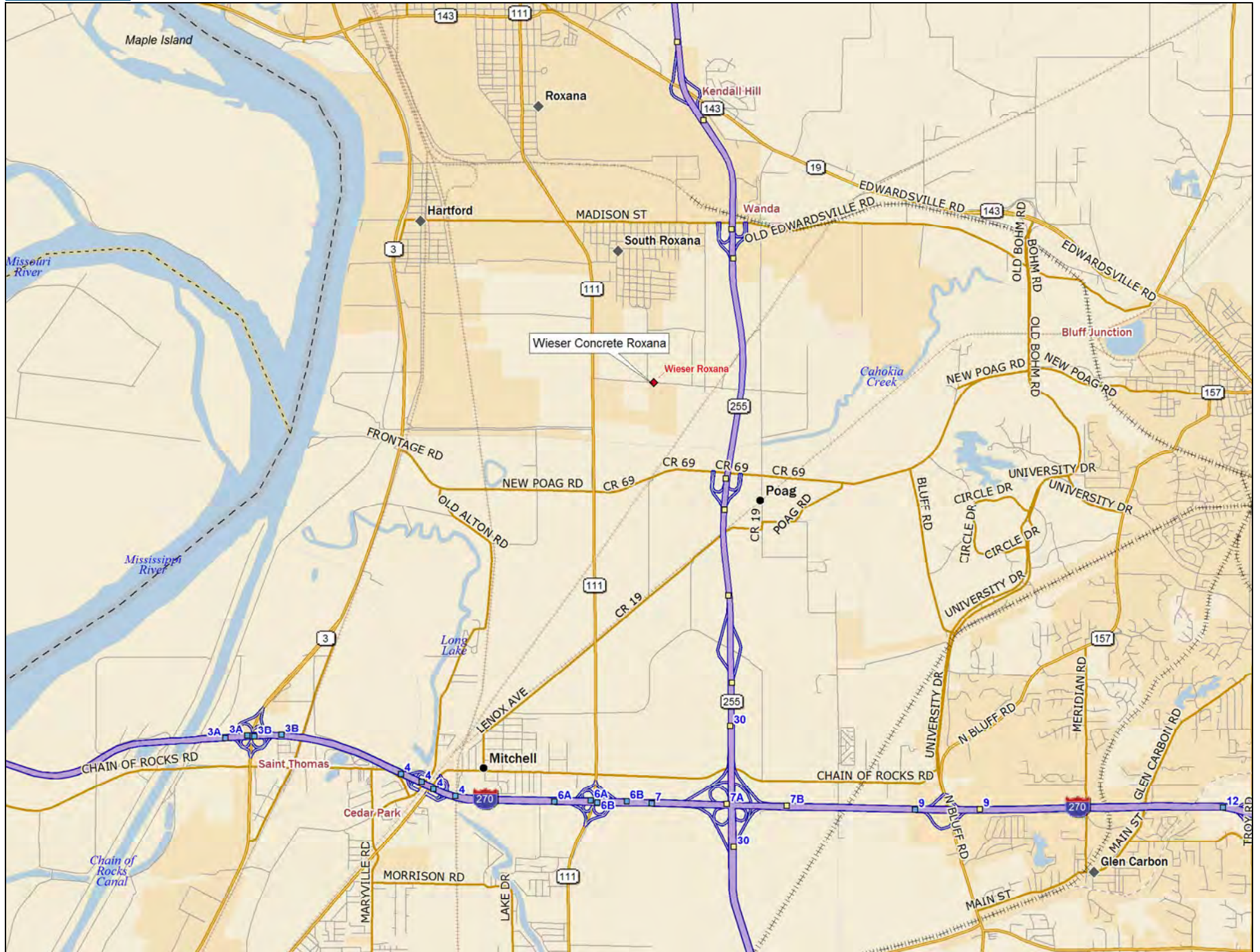
Data Zoom 10-7



Wieser Concrete Portage







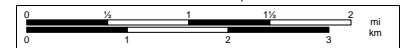
Data use subject to license.

© DeLorme. DeLorme Street Atlas USA® 2009.

www.delorme.com



Scale 1 : 75,000



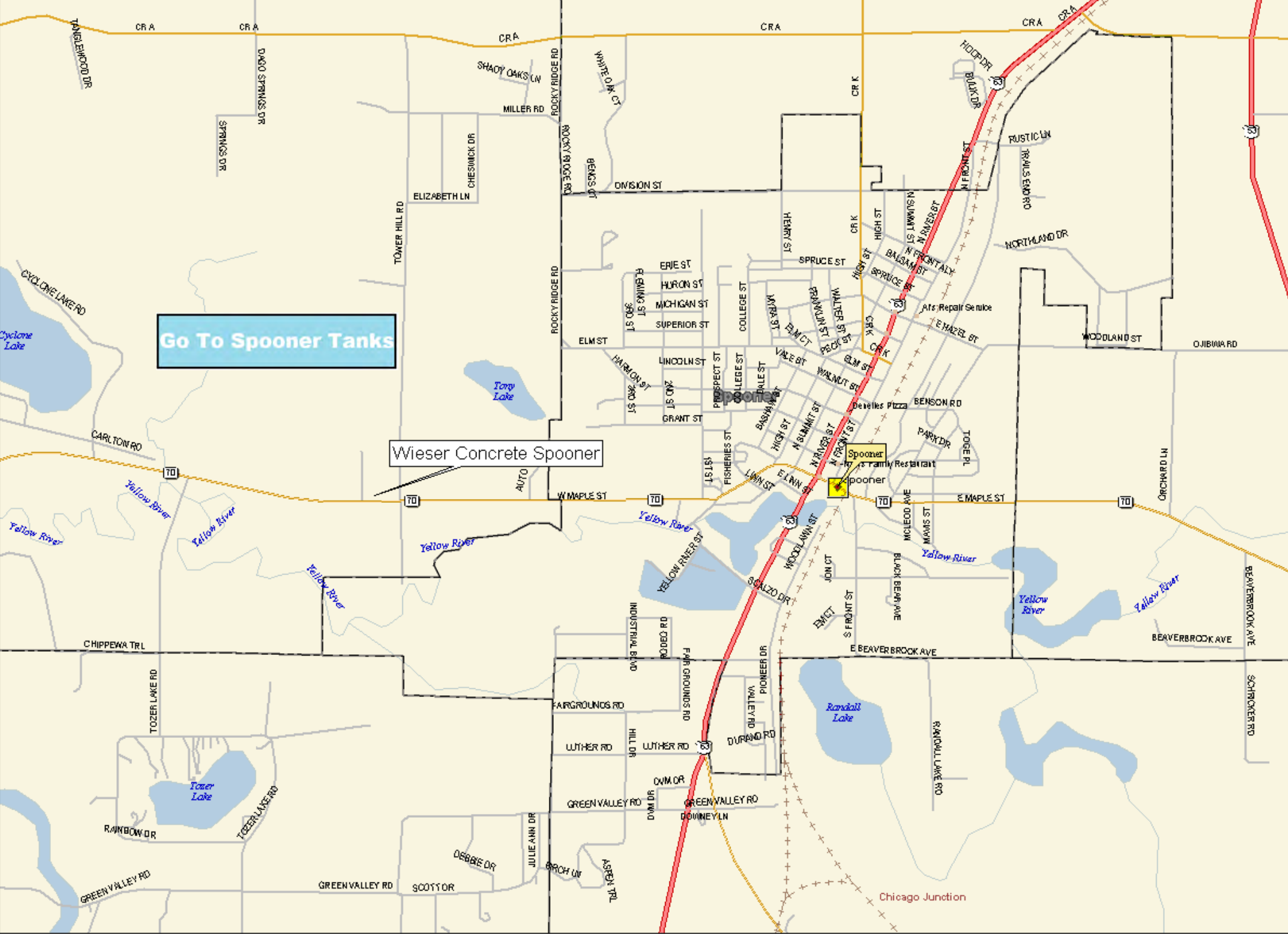
1" = 1.18 mi

Data Zoom 11-4

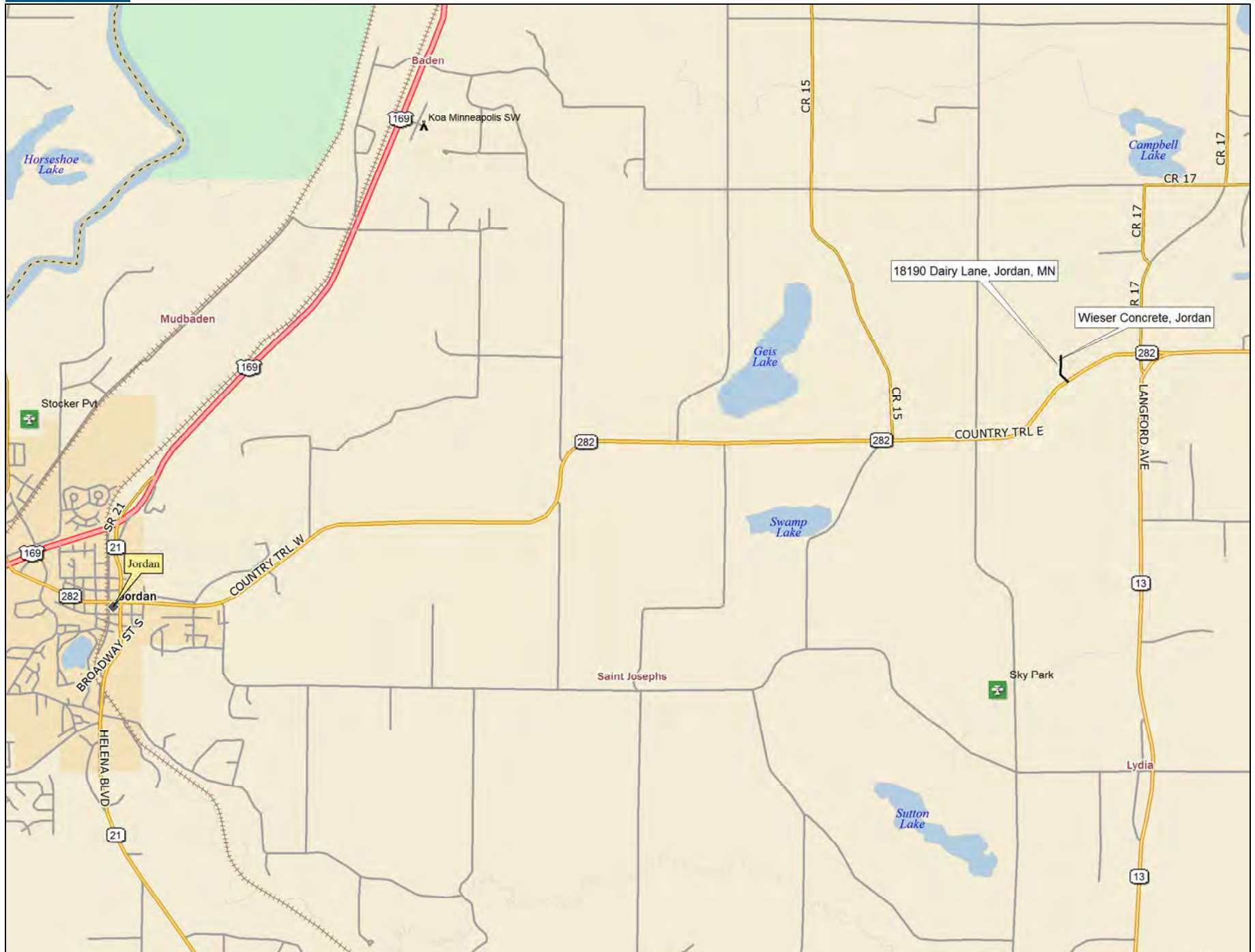
Go To Spooner Tanks

Wieser Concrete Spooner

Spooner  
Spooner  
Spooner



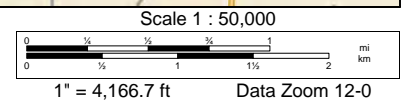




Data use subject to license.

© DeLorme. DeLorme Street Atlas USA® 2009.

www.delorme.com






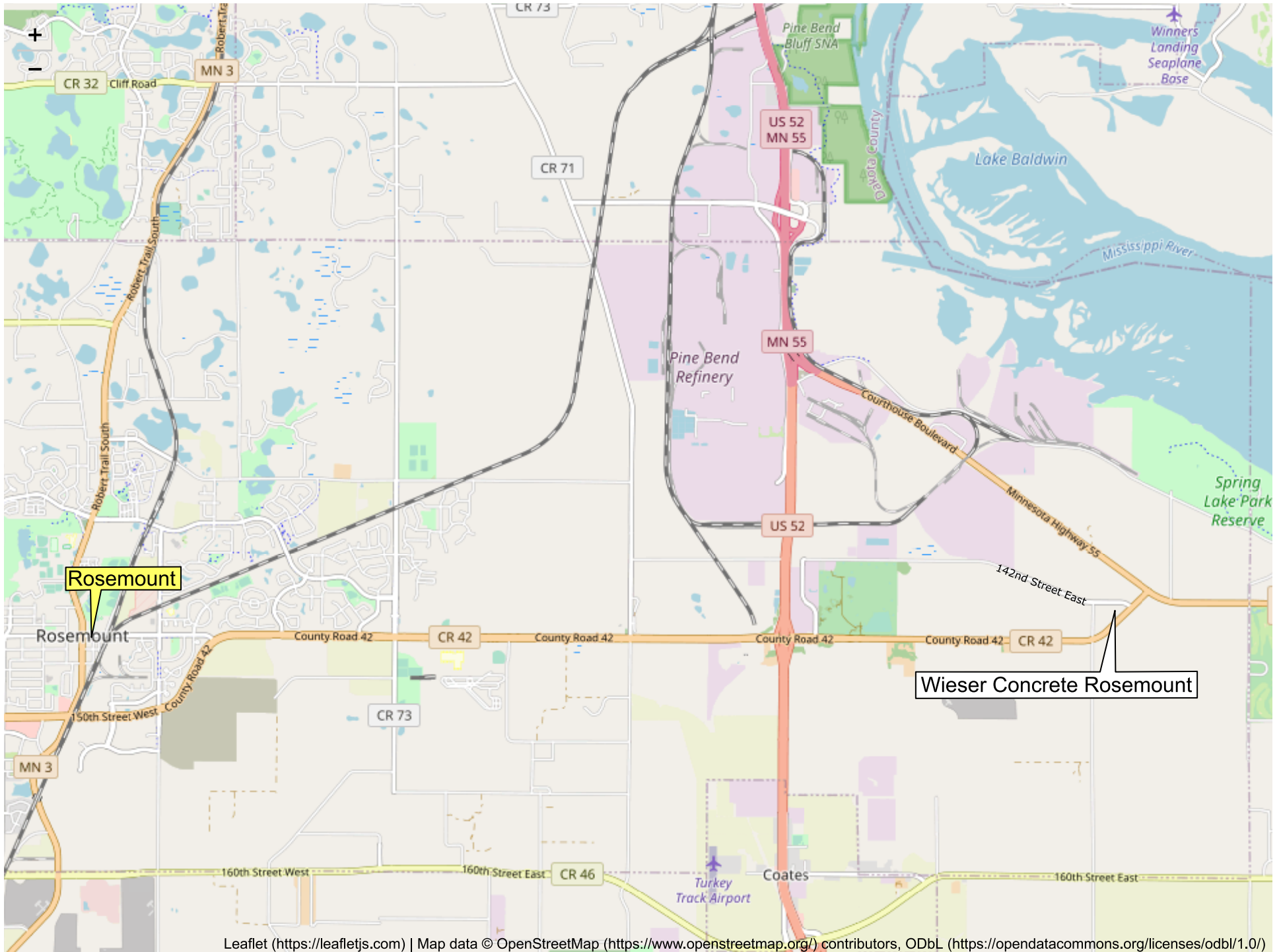
Wieser Concrete Menomonie



Data use subject to license.  
 © 2004 DeLorme. Street Atlas USA © 2005.  
 www.delorme.com



Data Zoom 13-0



Click on blue model # to view individual drawing.

**STANDARD TANKS AT MAIDEN ROCK - SPOONER (NON-Traffic up to 3,000 Gallon) 800-325-8456 Rev February 2022**

| <b>MODEL #</b>                    | <b>STYLE</b>   | <b>WISCONSIN<br/>eSLA PTO No:</b> | <b>EXP. DATE</b> | <b>INLET<br/>(INCHES)</b> | <b>3 YEAR<br/>(GPD)</b> | <b>DIMENSIONS<br/>(INCHES)</b> | <b>LIQUID CAPACITY<br/>(GALLONS/INCH)</b> |
|-----------------------------------|--|-----------------------------------|------------------|---------------------------|-------------------------|--------------------------------|---|
| <b>SINGLE COMPARTMENT TANKS</b>   |  |                                   |                  |                           |                         |                                |   |
| <a href="#">W320-MR</a>           | Septic, Pump, Siphon or Holding                          | 20190085                          | January-25       | 46 1/2                    | 153                     | 4'-2" x 4'-2"                  | 8.00                                      |
| <a href="#">WLP750-MR</a>         | Septic, Pump, Siphon or Holding                          | 041805905                         | May-23           | 42                        | 364                     | Ø7'-0"                         | 20.28                                     |
| <a href="#">WLP1000-MR</a>        | Septic, Pump, Siphon or Holding                          | 041805903                         | May-23           | 42                        | 480                     | 8'-8" x 7'-2"                  | 27.83                                     |
| <a href="#">W1250-MR</a>          | Septic, Pump, Siphon or Holding                          | 032000034                         | January-25       | 53                        | 603                     | 8'-8" x 7'-2"                  | 26.81                                     |
| <a href="#">WLP1250-MR</a>        | Septic, Pump, Siphon or Holding                          | 032000035                         | January-25       | 41                        | 600                     | 10'-0 1/4" x 7'-0"             | 34.81                                     |
| <a href="#">WLP1645-MR</a>        | Septic, Pump, Siphon or Holding                          | 021805889                         | February-23      | 43                        | 789                     | 12'-2" x 7'-0"                 | 43.32                                     |
| <a href="#">W1665-MR</a>          | Septic, Pump, Siphon or Holding                          | 022000005                         | January-25       | 57                        | 800                     | 9'-2" x 7'-9"                  | 32.65                                     |
| <a href="#">WLP2000-MR</a>        | Septic, Pump, Siphon or Holding                          | 032000036                         | January-25       | 43                        | 970                     | 13'-8" x 8'-0"                 | 56.27                                     |
| <a href="#">W2000-MR</a>          | Septic, Pump, Siphon or Holding                          | 111805946                         | January-24       | 53                        | 966                     | 12'-7" x 7'-2"                 | 42.92                                     |
| <a href="#">W2500-MR</a>          | Septic, Pump, Siphon or Holding                          | 032000033                         | January-25       | 57                        | 1184                    | 13'-3 1/2" x 7'-9"             | 49.46                                     |
| <a href="#">WLP2250 - MN</a>      | Septic, Pump, Siphon or Holding                          | N/A                               | N/A              | 40                        | N/A                     | 15'-3 1/4" x 8'-5 1/4"         | 69.44                                     |
| <a href="#">WLP2500*</a>          | Septic, Pump, Siphon or Holding                          | 112000074                         | November-25      | 43                        | 1197                    | 15'-3 1/4" x 8'-5 1/4"         | 69.44                                     |
| <a href="#">W3000-MR</a>          | Septic, Pump, Siphon or Holding                          | 041805910                         | May-23           | 57                        | 1440                    | 15'-6" x 7'-9"                 | 58.94                                     |
| <a href="#">WLP3000*</a>          | Septic, Pump, Siphon or Holding                          | 112000075                         | November-25      | 50                        | 1437                    | 15'-4" x 8'-6"                 | 69.77                                     |
| <b>DRYWELL TANKS</b>              |  |                                   |                  |                           |                         |                                |   |
| <a href="#">W1300 - MR</a>        | Drywell  | N/A                               | N/A              | 55                        | Round                   | Ø7'-0"                         | N/A                                       |
| <a href="#">W2600 - MR</a>        | Drywell  | N/A                               | N/A              | 115                       | Round                   | Ø7'-0"                         | N/A                                       |
| <b>MULTIPLE COMPARTMENT TANKS</b> |  |                                   |                  |                           |                         |                                |   |
| <a href="#">W1000/600-MR</a>      | Septic/Septic, Septic/Pump,<br>Septic/Siphon, or Holding | 041805908                         | May-23           | 57                        | 768<br>479              | 9'-6 7/8" x 7'-9"              | 19.61 (Septic)<br>11.82 (Pump)            |
| <a href="#">WLP700/300-MR</a>     | Septic/Septic  | N/A                               | N/A              | 42                        | N/A                     | 8'-8" x 7'-2"                  | 26.79                                     |
| <a href="#">W840/500-MR</a>       | Septic/Septic, Septic/Pump,<br>Septic/Siphon, or Holding | 012100009                         | January-26       | 48                        | 647<br>404              | 9'-5 3/4" x 7'-9"              | 19.61 (Septic)<br>11.82 (Pump)            |
| <a href="#">WLP1000/600-MR</a>    | Septic/Septic, Septic/Pump,<br>Septic/Siphon, or Holding | 041805907                         | May-23           | 42                        | 770<br>481              | 12'-6" x 7'-0"                 | 27.88 (Septic)<br>16.76 (Pump)            |
| <a href="#">WLP1000/650-MR</a>    | Septic/Septic, Septic/Pump,<br>Septic/Siphon, or Holding | 061705832                         | August-22        | 43                        | 788<br>479              | 12'-2" x 7'-0"                 | 26.32 (Septic)<br>17.00 (Pump)            |
| <a href="#">W1250/750-MR</a>      | Septic/Septic, Septic/Pump,<br>Septic/Siphon, or Holding | 021805890                         | February-23      | 53                        | 986<br>623              | 12'-11" x 7'-2"                | 27.66 (Septic)<br>16.12 (Pump)            |
| <a href="#">WLP1200/800-MR</a>    | Septic/Septic, Septic/Pump,<br>Septic/Siphon, or Holding | 061705829                         | June-22          | 41                        | 960<br>577              | 13'-8" x 8'-0"                 | 33.46 (Septic)<br>22.24 (Pump)            |
| <a href="#">WLP1500/900 - MN</a>  | Septic/Septic, Septic/Pump,<br>Septic/Siphon, or Holding | N/A                               | N/A              | 43                        | N/A<br>N/A              | 15'-3 1/4" x 8'-5 1/4"         | 41.67 (Septic)<br>25.00 (Pump)            |
| <a href="#">WLP1585/950*</a>      | Septic/Septic, Septic/Pump,<br>Septic/Siphon, or Holding | 012100009                         | January-26       | 45                        | 1213<br>758             | 15'-3 3/8" x 8'-5 3/8"         | 41.67 (Septic)<br>25.00 (Pump)            |
| <a href="#">WLP1800/1100*</a>     | Septic/Septic, Septic/Pump,<br>Septic/Siphon, or Holding | 012100009                         | January-26       | 50                        | 1389<br>862             | 15'-4" x 8'-6"                 | 41.86 (Septic)<br>25.58 (Pump)            |
| <b>HOLDING TANKS</b>              |  |                                   |                  |                           |                         |                                |   |
| <a href="#">WSLP2000 HOLDING*</a> | Holding or Pump  | 111705858                         | December-22      | 34                        | N/A                     | 15'-4" x 8'-6"                 | 69.77                                     |
| <b>GREASE INTERCEPTORS</b>        |  |                                   |                  |                           |                         |                                |   |
| <a href="#">WLP1000-MR</a>        | Grease Interceptor                                       |                                   |                  | 42                        | N/A                     | 8'-8" x 7'-2"                  | 27.83                                     |
| <a href="#">W1250-MR</a>          | Grease Interceptor                                       |                                   |                  | 53                        | N/A                     | 8'-8" x 7'-2"                  | 26.81                                     |
| <a href="#">W2000-MR</a>          | Grease Interceptor                                       |                                   |                  | 53                        | N/A                     | 12'-7" x 7'-2"                 | 42.92                                     |
| <a href="#">WLP2000-MR</a>        | Grease Interceptor                                       |                                   |                  | 43                        | N/A                     | 13'-8" x 8'-0"                 | 56.27                                     |
| <a href="#">W2500-MR</a>          | Grease Interceptor                                       |                                   |                  | 57                        | N/A                     | 13'-3 1/2" x 7'-9"             | 49.46                                     |
| <a href="#">W3000-MR</a>          | Grease Interceptor                                       |                                   |                  | 57                        | N/A                     | 15'-6" x 7'-9"                 | 58.94                                     |
| <a href="#">WLP3000*</a>          | Grease Interceptor                                       |                                   |                  | 50                        | N/A                     | 15'-4" x 8'-6"                 | 69.77                                     |

\*See the large tank section for drawings of these low profile tanks.

\*\*Top number for septic/septic, bottom number for septic/pump.

# W320-MR TANK SPECIFICATIONS

**DIMENSIONS:**

WALL: 3"  
 BOTTOM: 3"  
 COVER: 4"  
 MANHOLE: 24" I.D. PRECAST CONCRETE RISER  
 HEIGHT: 58"  
 LENGTH: 4'-2"  
 WIDTH: 4'-2"  
 BELOW INLET: 46 1/2"  
 LIQUID LEVEL: 43"  
 WEIGHT: BOTTOM 3,015 LBS.  
           COVER 870 LBS.

**INLET AND OUTLET:**

4" CAST-A-SEAL BOOT OR EQUAL GASKET

**INLET AND OUTLET Baffle AND FILTER:**

WISCONSIN, SEE DETAIL #10  
 (OTHER STATES SEE CHART)

LIQUID CAPACITY: 8.00 GAL/IN

LOADING DESIGN: 8'-0" UNSATURATED SOIL

**TANK CAN BE USED AS:**

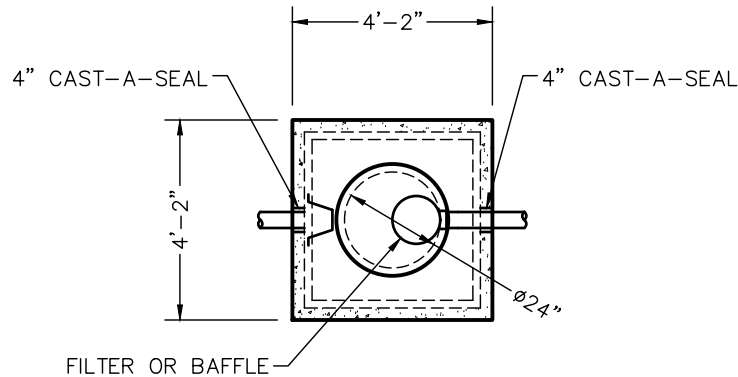
SEPTIC / HOLDING / PUMP OR SIPHON

COVER: MIX DESIGN #8 (NO FIBER)

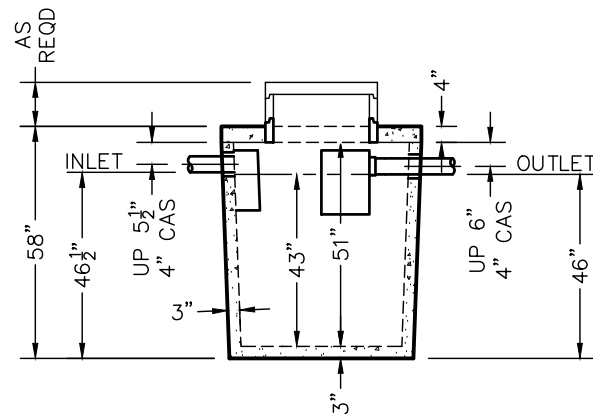
TANK: MIX DESIGN #10 (STRUCTURAL FIBER)

**CUSTOMIZED TANKS:**

FOR CUSTOM TANKS CONTACT WIESER CONCRETE



TOP VIEW



SIDE VIEW

TANKS ARE MANUFACTURED TO MEET OR EXCEED ASTM C-1227 REQUIREMENTS

REVIEWED BY \_\_\_\_\_  
 REVIEW DATE \_\_\_\_\_

**DRAWINGS SUBMITTED  
FOR APPROVAL**

APPROVED BY: \_\_\_\_\_  
 APPROVAL DATE: \_\_\_\_\_  
 PRODUCTS NEEDED BY: \_\_\_\_\_

|  |               |                |               |            |  |
|--|---------------|----------------|---------------|------------|--|
| PRE-POUR:  |               | DATE:          |               | POST-POUR: |  |
| SCALE: 1/4" = 1'-0"                                    | DRAWN BY: WCP | DATE: 00/00/00 | FILE: w320-mr |            |  |
| <b>WIESER CONCRETE</b>                                 |               |                |               |            |  |
| W3716 US HWY 10, MAIDEN ROCK, WI 54750<br>800-325-8456 |               |                |               |            |  |
| W320-MR<br>SEPTIC MANUAL                               |               |                |               |            |  |
| SHEET NO.<br>1 OF 1                                    |               |                |               |            |  |

# WLP750-MR TANK SPECIFICATIONS

**DIMENSIONS:**

WALL: 2 1/2"  
 BOTTOM: 3"  
 COVER: 5"  
 MANHOLE: 24" I.D. PRECAST CONCRETE RISER  
 HEIGHT: 54"  
 OUTSIDE DIAMETER: 7'-0"  
 BELOW INLET: 42"  
 LIQUID LEVEL: 37"  
 WEIGHT: BOTTOM 3,740 LBS.  
           COVER 2,410 LBS.

**INLET AND OUTLET:**

4" CAST-A-SEAL BOOT OR EQUAL GASKET

**INLET AND OUTLET BAFFLE AND FILTER:**

WISCONSIN, SEE DETAIL #10  
 (OTHER STATES SEE CHART)

LIQUID CAPACITY: 20.28 GAL/IN

**HOLDING TANK:**

OUTLET HOLE PLUGGED  
 ACTUAL CAPACITY: 790 GALLONS

LOADING DESIGN: 8'-0" UNSATURATED SOIL

**TANK CAN BE USED AS:**

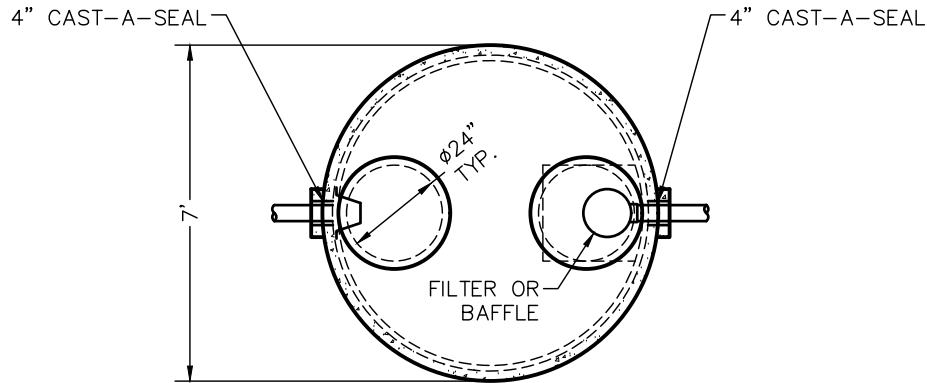
SEPTIC / HOLDING / PUMP OR SIPHON

COVER: MIX DESIGN #8 (NO FIBER)

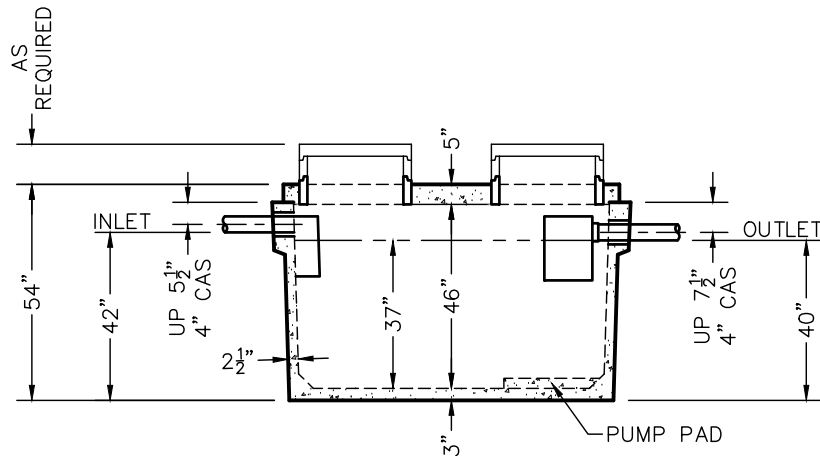
TANK: MIX DESIGN #10 (STRUCTURAL FIBER)

**CUSTOMIZED TANKS:**

FOR CUSTOM TANKS CONTACT WIESER CONCRETE



TOP VIEW



SIDE VIEW

TANKS ARE MANUFACTURED TO MEET OR EXCEED ASTM C-1227 REQUIREMENTS

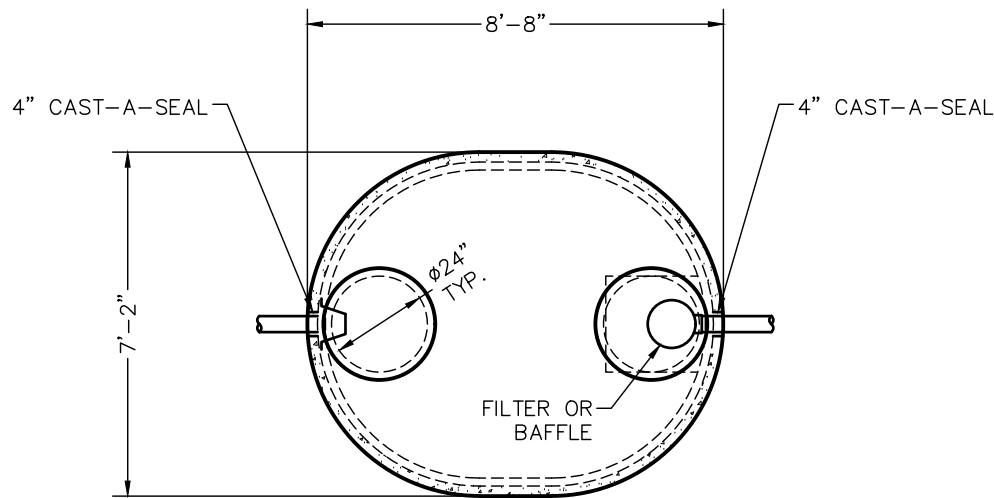
|  |  |                        |  |      |  |                     |  |               |  |                |  |                 |
|--|--|------------------------|--|------|--|---------------------|--|---------------|--|----------------|--|-----------------|
| PRE-POUR:  |  | DATE:                  |  | REV. |  | SCALE: 1/4" = 1'-0" |  | DRAWN BY: WCP |  | DATE: 00/00/00 |  | FILE: wlp750-mr |
| POST-POUR:   |  | <b>WIESER CONCRETE</b> |  |      |  |                     |  |               |  |                |  |                 |
| W3716 US HWY 10, MAIDEN ROCK, WI 54750<br>800-325-8456 |  |                        |  |      |  |                     |  |               |  |                |  |                 |
| WLP750-MR<br>SEPTIC MANUAL                             |  |                        |  |      |  |                     |  |               |  |                |  |                 |
| SHEET NO.<br>1 OF 1                                    |  |                        |  |      |  |                     |  |               |  |                |  |                 |

REVIEWED BY \_\_\_\_\_  
REVIEW DATE \_\_\_\_\_

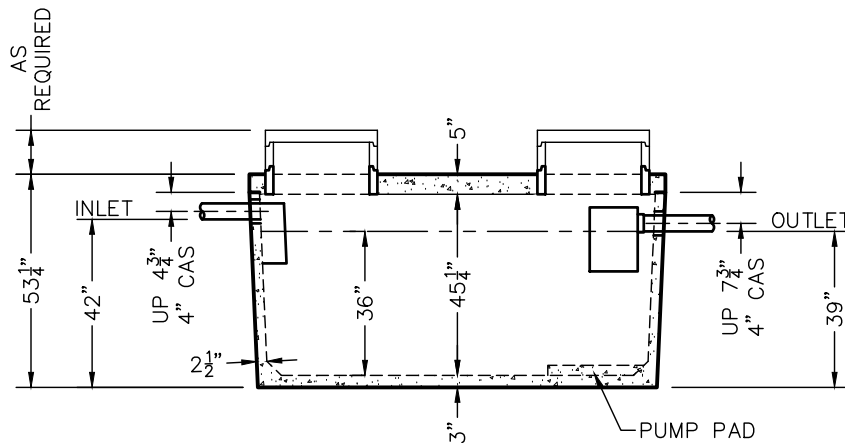
**DRAWINGS SUBMITTED  
FOR APPROVAL**

APPROVED BY: \_\_\_\_\_  
APPROVAL DATE: \_\_\_\_\_  
PRODUCTS NEEDED BY: \_\_\_\_\_

# WLP1000-MR TANK SPECIFICATIONS



TOP VIEW



SIDE VIEW

**DIMENSIONS:**

WALL: 2 1/2"  
 BOTTOM: 3"  
 COVER: 5"  
 MANHOLE: 24" I.D. PRECAST CONCRETE RISER  
 HEIGHT: 53 1/4"  
 LENGTH: 8'-8"  
 WIDTH: 7'-2"  
 BELOW INLET: 42"  
 LIQUID LEVEL: 36"  
 WEIGHT: BOTTOM 6,790 LBS.  
           COVER 3,195 LBS.

**INLET AND OUTLET:**

4" CAST-A-SEAL BOOT OR EQUAL GASKET

**INLET AND OUTLET BAFFLE AND FILTER:**

WISCONSIN, SEE DETAIL #10  
 (OTHER STATES SEE CHART)

LIQUID CAPACITY: 27.83 GAL/IN

**HOLDING TANK:**

OUTLET HOLE PLUGGED  
 ACTUAL CAPACITY: 1,085 GALLONS

LOADING DESIGN: 8'-0" UNSATURATED SOIL

**TANK CAN BE USED AS:**

SEPTIC / HOLDING / PUMP OR SIPHON

COVER: MIX DESIGN #8 (NO FIBER)

TANK: MIX DESIGN #10 (STRUCTURAL FIBER)

**CUSTOMIZED TANKS:**

FOR CUSTOM TANKS CONTACT WIESER CONCRETE

TANKS ARE MANUFACTURED TO MEET OR EXCEED ASTM C-1227 REQUIREMENTS

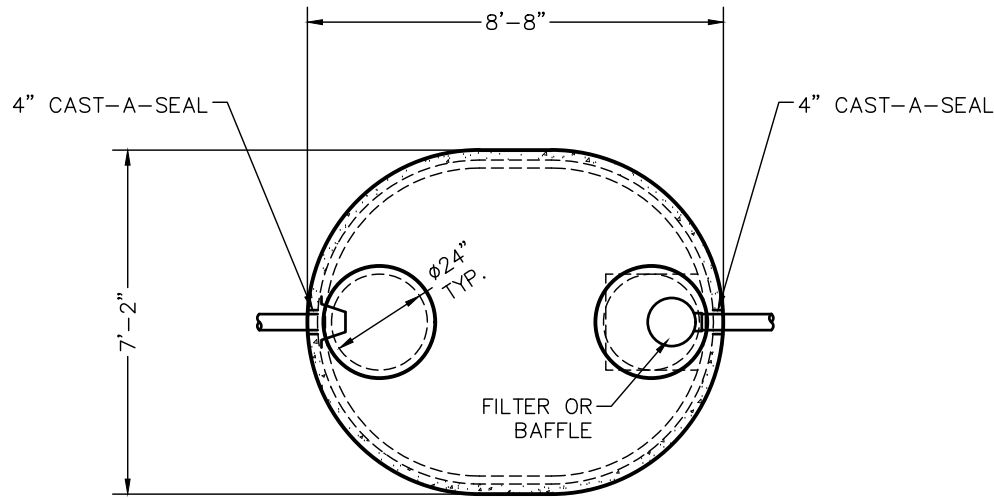
REVIEWED BY \_\_\_\_\_  
 REVIEW DATE \_\_\_\_\_

**DRAWINGS SUBMITTED  
FOR APPROVAL**

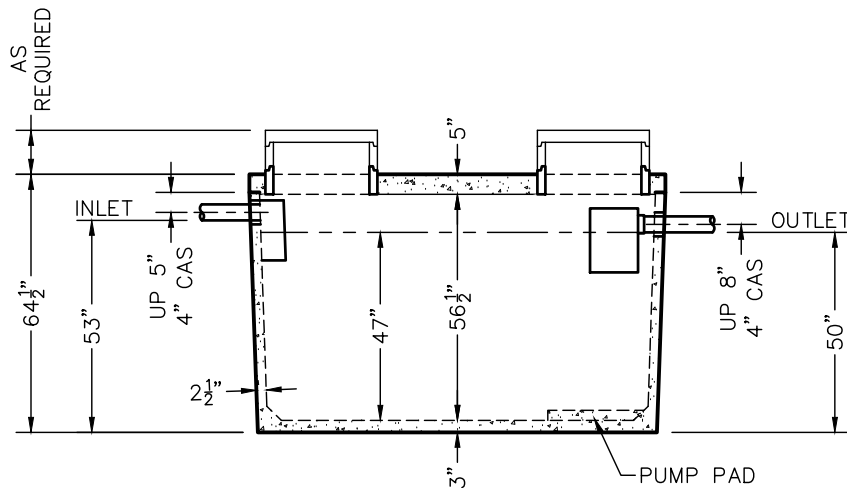
APPROVED BY: \_\_\_\_\_  
 APPROVAL DATE: \_\_\_\_\_  
 PRODUCTS NEEDED BY: \_\_\_\_\_

|  |               |                |                  |            |  |
|--|---------------|----------------|------------------|------------|--|
| PRE-POUR:  |               | DATE:          |                  | POST-POUR: |  |
| SCALE: 1/4" = 1'-0"                                    | DRAWN BY: WCP | DATE: 00/00/00 | FILE: wlp1000-mr |            |  |
| <b>WIESER CONCRETE</b>                                 |               |                |                  |            |  |
| W3716 US HWY 10, MAIDEN ROCK, WI 54750<br>800-325-8456 |               |                |                  |            |  |
| WLP1000-MR   |               | SEPTIC MANUAL  |                  |            |  |
| SHEET NO.  |               |                |                  |            |  |
| 1 OF 1   |               |                |                  |            |  |

# W1250-MR TANK SPECIFICATIONS



TOP VIEW



SIDE VIEW

**DIMENSIONS:**

WALL: 2 7/16"  
 BOTTOM: 3"  
 COVER: 5"  
 MANHOLE: 24" I.D. PRECAST CONCRETE RISER  
 HEIGHT: 64 1/2"  
 LENGTH: 8'-8"  
 WIDTH: 7'-2"  
 BELOW INLET: 53"  
 LIQUID LEVEL: 47"  
 WEIGHT: BOTTOM 4,025 LBS.  
           COVER 3,195 LBS.

**INLET AND OUTLET:**

4" CAST-A-SEAL BOOT OR EQUAL GASKET

**INLET AND OUTLET BAFFLE AND FILTER:**

WISCONSIN, SEE DETAIL #10  
 (OTHER STATES SEE CHART)

LIQUID CAPACITY: 26.81 GAL/IN

**HOLDING TANK:**

OUTLET HOLE PLUGGED  
 ACTUAL CAPACITY: 1,340 GALLONS

LOADING DESIGN: 8'-0" UNSATURATED SOIL

**TANK CAN BE USED AS:**

SEPTIC / HOLDING / PUMP OR SIPHON

COVER: MIX DESIGN #8 (NO FIBER)

TANK: MIX DESIGN #10 (STRUCTURAL FIBER)

**CUSTOMIZED TANKS:**

FOR CUSTOM TANKS CONTACT WIESER CONCRETE

REVIEWED BY \_\_\_\_\_  
 REVIEW DATE \_\_\_\_\_

**DRAWINGS SUBMITTED  
FOR APPROVAL**

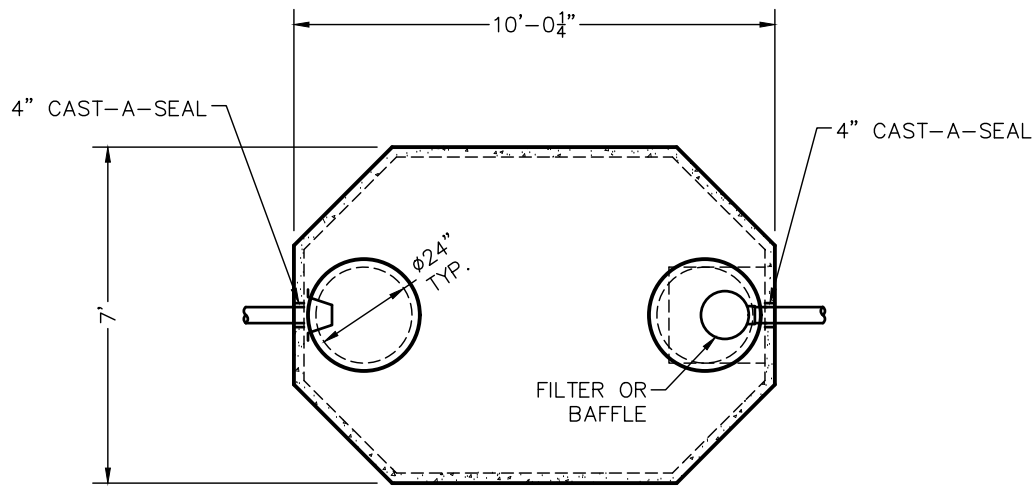
APPROVED BY: \_\_\_\_\_  
 APPROVAL DATE: \_\_\_\_\_  
 PRODUCTS NEEDED BY: \_\_\_\_\_

TANKS ARE MANUFACTURED TO MEET OR EXCEED ASTM C-1227 REQUIREMENTS

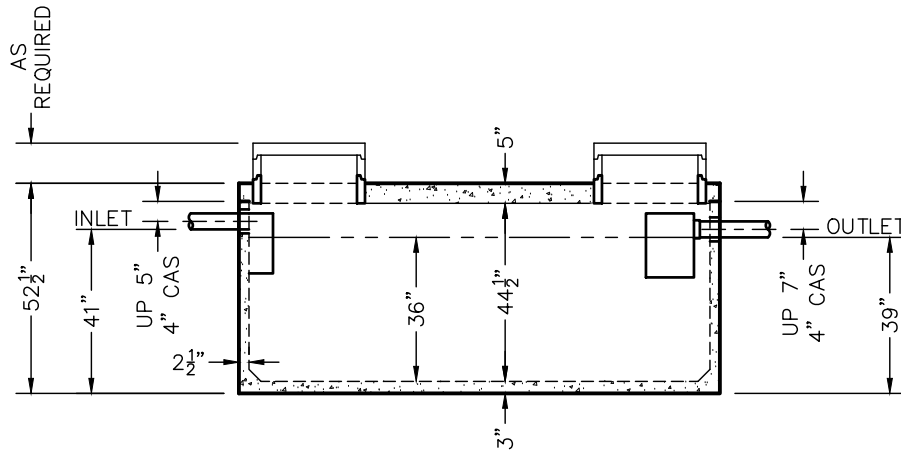
|  |               |                |                |      |  |
|--|---------------|----------------|----------------|------|--|
| PRE-POUR:  |               | DATE:          |                | REV. |  |
| SCALE: 1/4" = 1'-0"                                    | DRAWN BY: WCP | DATE: 00/00/00 | FILE: w1250-mr |      |  |
| <b>WIESER CONCRETE</b>                                 |               |                |                |      |  |
| W3716 US HWY 10, MAIDEN ROCK, WI 54750<br>800-325-8456 |               |                |                |      |  |
| W1250-MR   | SEPTIC MANUAL |                |                |      |  |
| SHEET NO. 1 OF 1                                       |               |                |                |      |  |



# WLP1250-MR TANK SPECIFICATIONS



TOP VIEW



SIDE VIEW

**DIMENSIONS:**

WALL: 2 1/2"  
 BOTTOM: 3"  
 COVER: 5"  
 MANHOLE: 24" I.D. PRECAST CONCRETE RISER  
 HEIGHT: 52 1/2"  
 LENGTH: 10'-0 1/4"  
 WIDTH: 7'-0"  
 BELOW INLET: 41"  
 LIQUID LEVEL: 36"  
 WEIGHT: BOTTOM 4,945 LBS.  
           COVER 3,865 LBS.

**INLET AND OUTLET:**

4" CAST-A-SEAL BOOT OR EQUAL GASKET

**INLET AND OUTLET BAFFLE AND FILTER:**

WISCONSIN, SEE DETAIL #10  
 (OTHER STATES SEE CHART)

LIQUID CAPACITY: 34.81 GAL/IN

**HOLDING TANK:**

OUTLET HOLE PLUGGED  
 ACTUAL CAPACITY: 1,323 GALLONS

LOADING DESIGN: 8'-0" UNSATURATED SOIL

**TANK CAN BE USED AS:**

SEPTIC / HOLDING / PUMP OR SIPHON

COVER: MIX DESIGN #8 (NO FIBER)

TANK: MIX DESIGN #10 (STRUCTURAL FIBER)

**CUSTOMIZED TANKS:**

FOR CUSTOM TANKS CONTACT WIESER CONCRETE

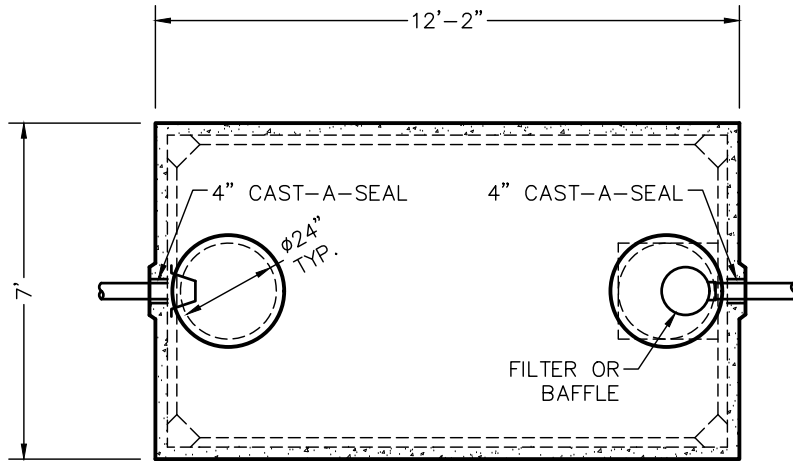
|  |               |                |                  |      |  |
|--|---------------|----------------|------------------|------|--|
| PRE-POUR:  |               | DATE:          |                  | REV. |  |
| SCALE: 1/4" = 1'-0"                                    | DRAWN BY: WCP | DATE: 00/00/00 | FILE: wlp1250-mr |      |  |
| <b>WIESER CONCRETE</b>                                 |               |                |                  |      |  |
| W3716 US HWY 10, MAIDEN ROCK, WI 54750<br>800-325-8456 |               |                |                  |      |  |
| WLP1250-MR<br>SEPTIC MANUAL                            |               |                |                  |      |  |
| SHEET NO.<br>1 OF 1                                    |               |                |                  |      |  |

REVIEWED BY \_\_\_\_\_  
 REVIEW DATE \_\_\_\_\_

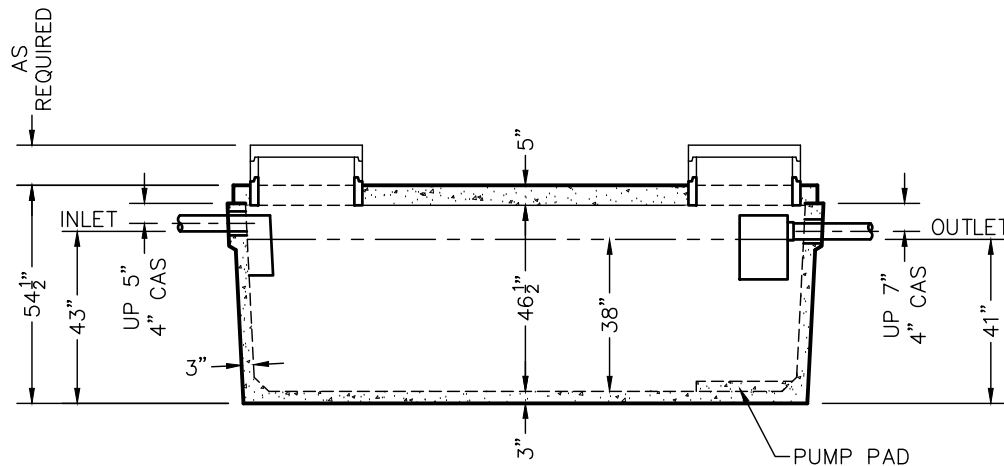
**DRAWINGS SUBMITTED  
FOR APPROVAL**

APPROVED BY: \_\_\_\_\_  
 APPROVAL DATE: \_\_\_\_\_  
 PRODUCTS NEEDED BY: \_\_\_\_\_

# WLP1645-MR TANK SPECIFICATIONS



TOP VIEW



SIDE VIEW

**DIMENSIONS:**

WALL: 3"  
 BOTTOM: 3"  
 COVER: 5"  
 MANHOLE: 24" I.D. PRECAST CONCRETE RISER  
 HEIGHT: 54 1/2"  
 LENGTH: 12'-2"  
 WIDTH: 7'-0"  
 BELOW INLET: 43"  
 LIQUID LEVEL: 38"  
 WEIGHT: BOTTOM 8,600 LBS.  
           COVER 5,400 LBS.

**INLET AND OUTLET:**

4" CAST-A-SEAL BOOT OR EQUAL GASKET

**INLET AND OUTLET BAFFLE AND FILTER:**

WISCONSIN, SEE DETAIL #10  
 (OTHER STATES SEE CHART)

LIQUID CAPACITY: 43.32 GAL/IN

**HOLDING TANK:**

OUTLET HOLE PLUGGED  
 ACTUAL CAPACITY: 1,733 GALLONS

LOADING DESIGN: 8'-0" UNSATURATED SOIL

**TANK CAN BE USED AS:**

SEPTIC / HOLDING / PUMP OR SIPHON

COVER: MIX DESIGN #8 (NO FIBER)

TANK: MIX DESIGN #10 (STRUCTURAL FIBER)

**CUSTOMIZED TANKS:**

FOR CUSTOM TANKS CONTACT WIESER CONCRETE

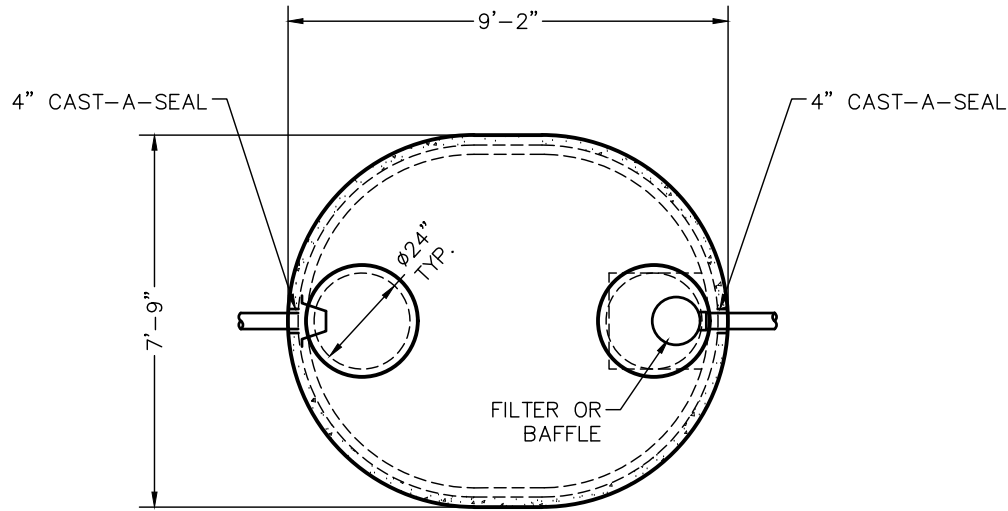
REVIEWED BY \_\_\_\_\_  
 REVIEW DATE \_\_\_\_\_

**DRAWINGS SUBMITTED  
FOR APPROVAL**

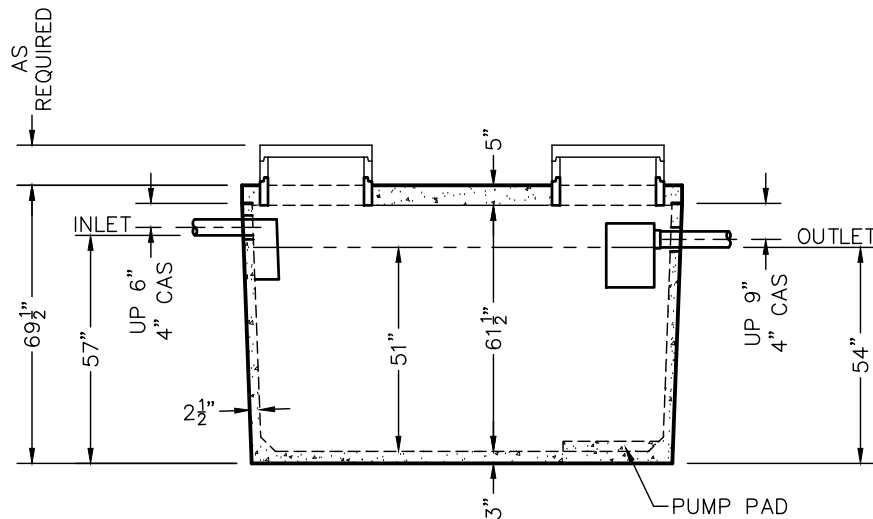
APPROVED BY: \_\_\_\_\_  
 APPROVAL DATE: \_\_\_\_\_  
 PRODUCTS NEEDED BY: \_\_\_\_\_

|  |                |                  |            |
|--|----------------|------------------|------------|
| PRE-POUR:  |                | DATE:            |            |
| SCALE: 1/4" = 1'-0"                                    | DRAWN BY: WCP  | REV.             | POST-POUR: |
| DATE: 00/00/00   | DATE: 00/00/00 | FILE: wlp1645-mr |            |
| <b>WIESER CONCRETE</b>                                 |                |                  |            |
| W3716 US HWY 10, MAIDEN ROCK, WI 54750<br>800-325-8456 |                |                  |            |
| WLP1645-MR   | SEPTIC MANUAL  |                  |            |
| SHEET NO.  |                |                  |            |
| 1 OF 1   |                |                  |            |

# W1665-MR TANK SPECIFICATIONS



TOP VIEW



SIDE VIEW

**DIMENSIONS:**

- WALL: 2 1/2"
- BOTTOM: 3"
- COVER: 5"
- MANHOLE: 24" I.D. PRECAST CONCRETE RISER
- HEIGHT: 69 1/2"
- LENGTH: 9'-2"
- WIDTH: 7'-9"
- BELOW INLET: 57"
- LIQUID LEVEL: 51"
- WEIGHT: BOTTOM 8,130 LBS.  
COVER 3,640 LBS.

**INLET AND OUTLET:**

4" CAST-A-SEAL BOOT OR EQUAL GASKET

**INLET AND OUTLET BAFFLE AND FILTER:**

WISCONSIN, SEE DETAIL #10  
(OTHER STATES SEE CHART)

LIQUID CAPACITY: 32.65 GAL/IN

**HOLDING TANK:**

OUTLET HOLE PLUGGED  
ACTUAL CAPACITY: 1,763 GALLONS

LOADING DESIGN: 8'-0" UNSATURATED SOIL

**TANK CAN BE USED AS:**

SEPTIC / HOLDING / PUMP OR SIPHON

COVER: MIX DESIGN #8 (NO FIBER)

TANK: MIX DESIGN #10 (STRUCTURAL FIBER)

**CUSTOMIZED TANKS:**

FOR CUSTOM TANKS CONTACT WIESER CONCRETE

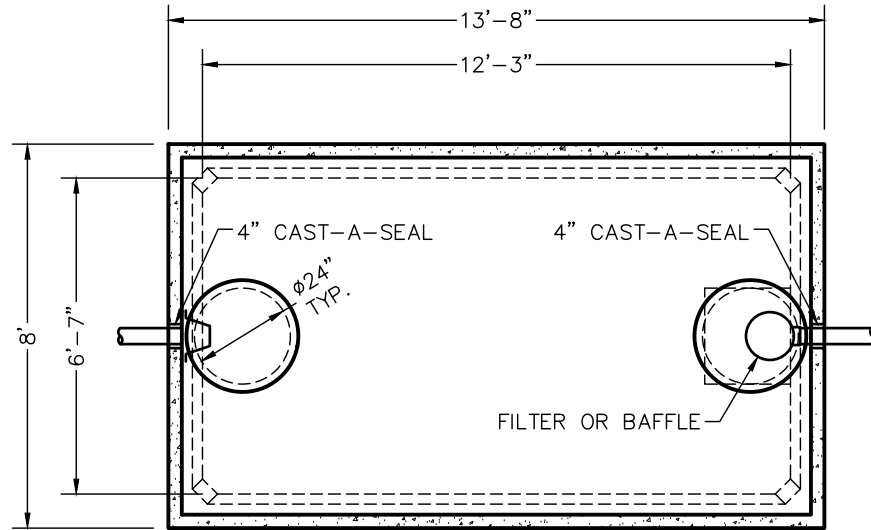
REVIEWED BY \_\_\_\_\_  
REVIEW DATE \_\_\_\_\_

**DRAWINGS SUBMITTED  
FOR APPROVAL**

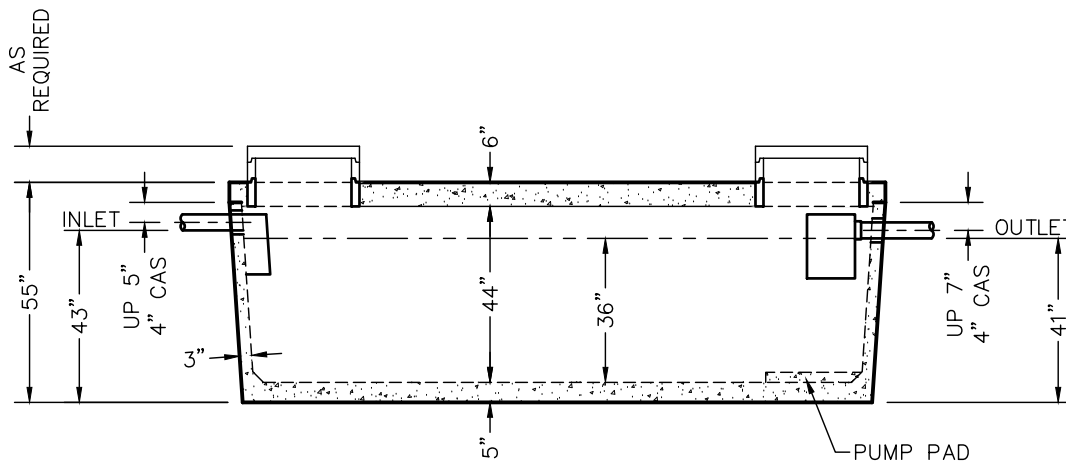
APPROVED BY: \_\_\_\_\_  
APPROVAL DATE: \_\_\_\_\_  
PRODUCTS NEEDED BY: \_\_\_\_\_

|               |               |                     |  |  |
|---------------|---------------|---------------------|--|--|
| PRE-POUR:     |               | DATE:               |  | <p style="font-size: 24pt; font-weight: bold; margin: 0;">WIESER CONCRETE</p> <p style="font-size: 10pt; margin: 0;">W3716 US HWY 10, MAIDEN ROCK, WI 54750<br/>800-325-8456</p> |
| REV.          |               | SCALE: 1/4" = 1'-0" |  |  |
| DRAWN BY: WCP |               | DATE: 00/00/00      |  |  |
| POST-POUR:    |               | FILE: w1665-mr      |  |  |
| W1665-MR      | SEPTIC MANUAL |                     |  | SHEET NO.<br>1 OF 1  |

# WLP2000-MR TANK SPECIFICATIONS



TOP VIEW



SIDE VIEW

**DIMENSIONS:**

WALL: 3"  
 BOTTOM: 5"  
 COVER: 6"  
 MANHOLE: 24" I.D. PRECAST CONCRETE RISER  
 HEIGHT: 55"  
 LENGTH: 13'-8"  
 WIDTH: 8'-0"  
 BELOW INLET: 43"  
 LIQUID LEVEL: 36"  
 WEIGHT: BOTTOM 14,060 LBS.  
           COVER 8,170 LBS.

**INLET AND OUTLET:**

4" CAST-A-SEAL BOOT OR EQUAL GASKET

**INLET AND OUTLET Baffle AND FILTER:**

WISCONSIN, SEE DETAIL #10  
 (OTHER STATES SEE CHART)

LIQUID CAPACITY: 56.27 GAL/IN

**HOLDING TANK:**

OUTLET HOLE PLUGGED  
 ACTUAL CAPACITY: 2,138 GALLONS

LOADING DESIGN: 8'-0" UNSATURATED SOIL

**TANK CAN BE USED AS:**

SEPTIC / HOLDING / PUMP OR SIPHON

COVER: MIX DESIGN #8 (NO FIBER)

TANK: MIX DESIGN #9 (SMALL FIBER)

**CUSTOMIZED TANKS:**

FOR CUSTOM TANKS CONTACT WIESER CONCRETE

REVIEWED BY \_\_\_\_\_  
 REVIEW DATE \_\_\_\_\_

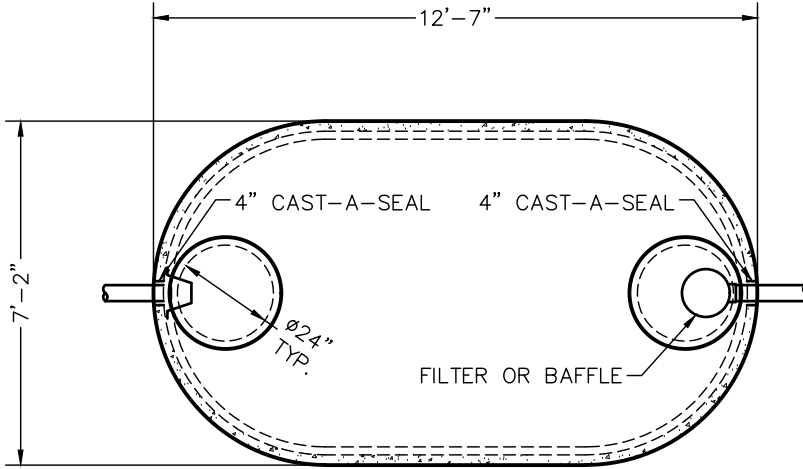
**DRAWINGS SUBMITTED  
FOR APPROVAL**

APPROVED BY: \_\_\_\_\_  
 APPROVAL DATE: \_\_\_\_\_  
 PRODUCTS NEEDED BY: \_\_\_\_\_

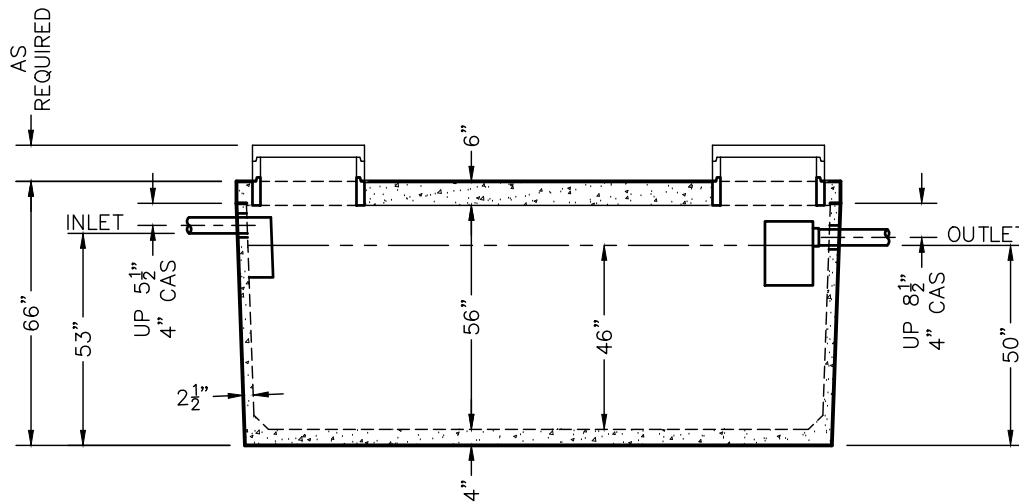
TANKS ARE MANUFACTURED TO MEET OR EXCEED ASTM C-1227 REQUIREMENTS

|  |               |                |                  |      |  |
|--|---------------|----------------|------------------|------|--|
| PRE-POUR:  |               | DATE:          |                  | REV. |  |
| SCALE: 1/4" = 1'-0"                                    | DRAWN BY: WCP | DATE: 00/00/00 | FILE: wlp2000-mr |      |  |
| <b>WIESER CONCRETE</b>                                 |               |                |                  |      |  |
| W3716 US HWY 10, MAIDEN ROCK, WI 54750<br>800-325-8456 |               |                |                  |      |  |
| WLP2000-MR   |               |                | SEPTIC MANUAL    |      |  |
| SHEET NO. 1 OF 1                                       |               |                |                  |      |  |

# W2000-MR TANK SPECIFICATIONS



TOP VIEW



SIDE VIEW

**DIMENSIONS:**

WALL: 2 1/2"  
 BOTTOM: 4"  
 COVER: 6"  
 MANHOLE: 24" I.D. PRECAST CONCRETE RISER  
 HEIGHT: 66"  
 LENGTH: 12'-7"  
 WIDTH: 7'-2"  
 BELOW INLET: 53"  
 LIQUID LEVEL: 46"  
 WEIGHT: BOTTOM 9,430 LBS.  
           COVER 5,940 LBS.

**INLET AND OUTLET:**

4" CAST-A-SEAL BOOT OR EQUAL GASKET

**INLET AND OUTLET BAFFLE AND FILTER:**

WISCONSIN, SEE DETAIL #10  
 (OTHER STATES SEE CHART)

LIQUID CAPACITY: 42.92 GAL/IN

**HOLDING TANK:**

OUTLET HOLE PLUGGED  
 ACTUAL CAPACITY: 1,085 GALLONS

LOADING DESIGN: 8'-0" UNSATURATED SOIL

**TANK CAN BE USED AS:**

SEPTIC / HOLDING / PUMP OR SIPHON

COVER: MIX DESIGN #8 (NO FIBER)

TANK: MIX DESIGN #10 (STRUCTURAL FIBER)

**CUSTOMIZED TANKS:**

FOR CUSTOM TANKS CONTACT WIESER CONCRETE

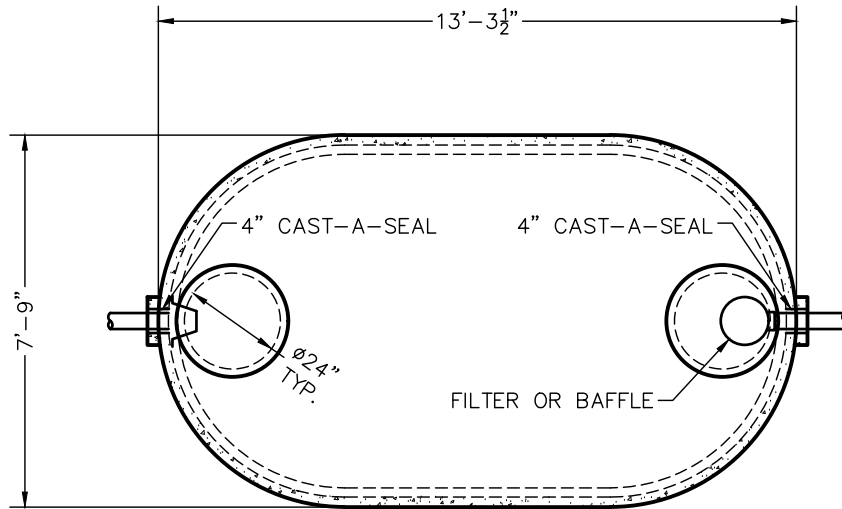
REVIEWED BY \_\_\_\_\_  
 REVIEW DATE \_\_\_\_\_

**DRAWINGS SUBMITTED  
FOR APPROVAL**

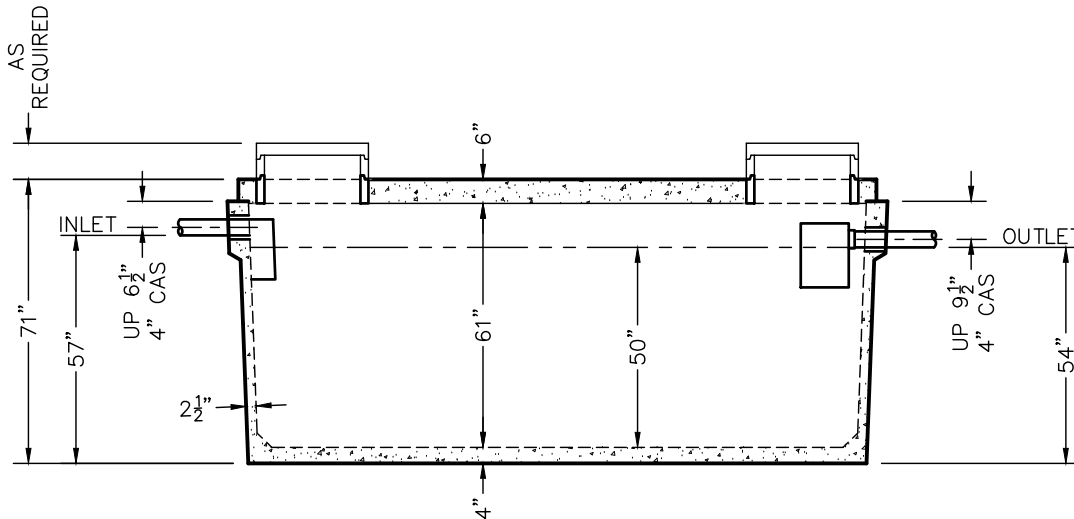
APPROVED BY: \_\_\_\_\_  
 APPROVAL DATE: \_\_\_\_\_  
 PRODUCTS NEEDED BY: \_\_\_\_\_

|  |                     |                        |                |
|--|---------------------|------------------------|----------------|
| PRE-POUR:  |                     | DATE:                  |                |
| REV.   | SCALE: 1/4" = 1'-0" | DRAWN BY: WCP          | DATE: 00/00/00 |
| POST-POUR:   | FILE: w2000-mr      | <b>WIESER CONCRETE</b> |                |
| W3716 US HWY 10, MAIDEN ROCK, WI 54750<br>800-325-8456 |                     |                        |                |
| W2000-MR   | SEPTIC MANUAL       |                        |                |
| SHEET NO.  |                     |                        |                |
| 1 OF 1   |                     |                        |                |

# W2500-MR TANK SPECIFICATIONS



TOP VIEW



SIDE VIEW

**DIMENSIONS:**

- WALL: 2 1/2"
- BOTTOM: 4"
- COVER: 6"
- MANHOLE: 24" I.D. PRECAST CONCRETE RISER
- HEIGHT: 71"
- LENGTH: 13'-3 1/2"
- WIDTH: 7'-9"
- BELOW INLET: 57"
- LIQUID LEVEL: 50"
- WEIGHT: BOTTOM 10,500 LBS.  
COVER 6,340 LBS.

**INLET AND OUTLET:**

4" CAST-A-SEAL BOOT OR EQUAL GASKET

**INLET AND OUTLET BAFFLE AND FILTER:**

WISCONSIN, SEE DETAIL #10  
(OTHER STATES SEE CHART)

LIQUID CAPACITY: 49.46 GAL/IN

**HOLDING TANK:**

OUTLET HOLE PLUGGED  
ACTUAL CAPACITY: 2,621 GALLONS

LOADING DESIGN: 8'-0" UNSATURATED SOIL

**TANK CAN BE USED AS:**

SEPTIC / HOLDING / PUMP OR SIPHON

COVER: MIX DESIGN #8 (NO FIBER)

TANK: MIX DESIGN #9 (SMALL FIBER)

**CUSTOMIZED TANKS:**

FOR CUSTOM TANKS CONTACT WIESER CONCRETE

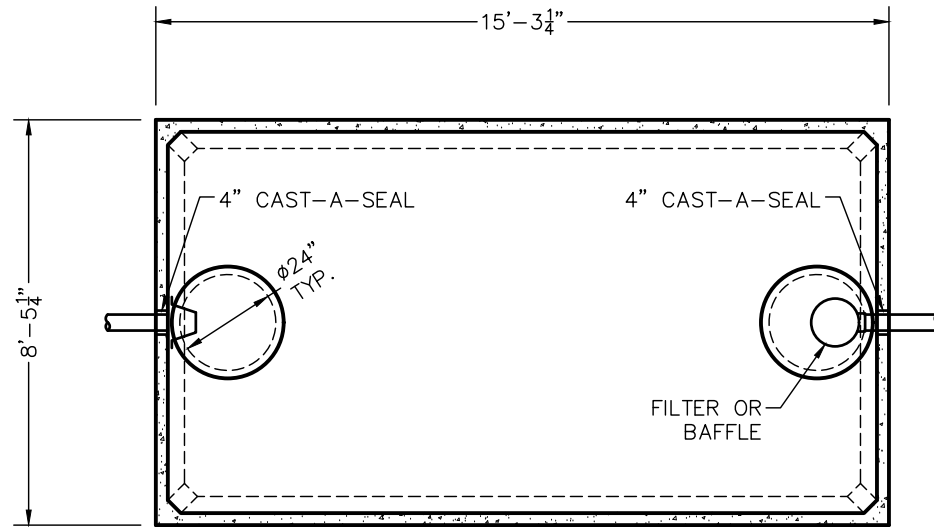
|  |                     |               |                |
|--|---------------------|---------------|----------------|
| PRE-POUR:  |                     | DATE:         |                |
| REV.   | SCALE: 1/4" = 1'-0" | DRAWN BY: WCP | DATE: 00/00/00 |
| POST-POUR:   | FILE: w2500-mr      |               |                |
| <b>WIESER CONCRETE</b>                                 |                     |               |                |
| w3716 US HWY 10, MAIDEN ROCK, WI 54750<br>800-325-8456 |                     |               |                |
| W2500-MR   |                     | SEPTIC MANUAL |                |
| SHEET NO.<br>1 OF 1                                    |                     |               |                |

REVIEWED BY \_\_\_\_\_  
REVIEW DATE \_\_\_\_\_

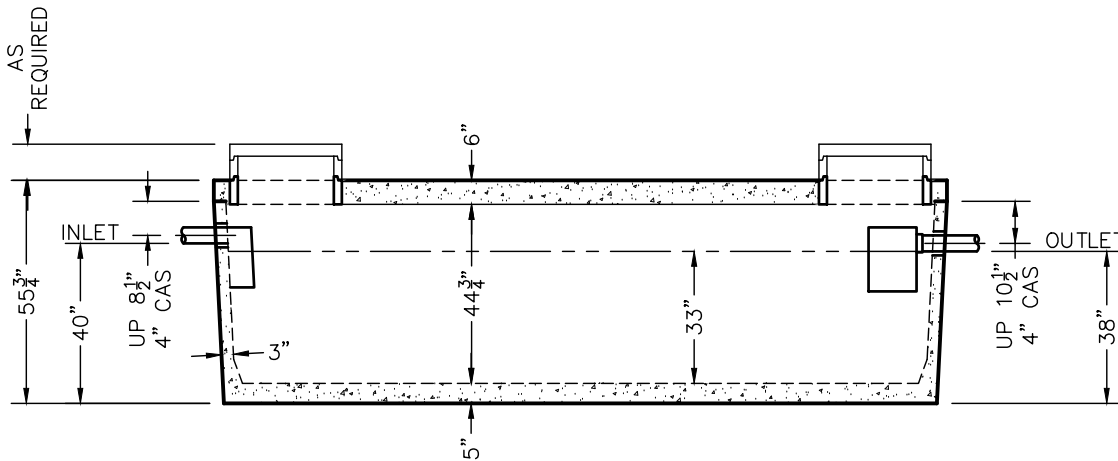
**DRAWINGS SUBMITTED  
FOR APPROVAL**

APPROVED BY: \_\_\_\_\_  
APPROVAL DATE: \_\_\_\_\_  
PRODUCTS NEEDED BY: \_\_\_\_\_

# WLP2250-MN TANK SPECIFICATIONS



TOP VIEW



SIDE VIEW

**DIMENSIONS:**

- WALL: 3"
- BOTTOM: 5"
- COVER: 6"
- MANHOLE: 24" I.D. PRECAST CONCRETE RISER
- HEIGHT: 55 3/4"
- LENGTH: 15'-3 5/16"
- WIDTH: 8'-5 5/16"
- BELOW INLET: 40"
- LIQUID LEVEL: 33"
- WEIGHT: BOTTOM 15,600 LBS.  
COVER 9,300 LBS.

**INLET AND OUTLET:**

4" CAST-A-SEAL BOOT OR EQUAL GASKET

**INLET AND OUTLET BAFFLE AND FILTER:**

WISCONSIN, SEE DETAIL #10  
(OTHER STATES SEE CHART)

LIQUID CAPACITY: 69.44 GAL/IN

**HOLDING TANK:**

OUTLET HOLE PLUGGED  
ACTUAL CAPACITY: 2,639 GALLONS

LOADING DESIGN: 8'-0" UNSATURATED SOIL

**TANK CAN BE USED AS:**

SEPTIC / HOLDING / PUMP OR SIPHON

COVER: MIX DESIGN #8 (NO FIBER)

TANK: MIX DESIGN #9 (SMALL FIBER)

**CUSTOMIZED TANKS:**

FOR CUSTOM TANKS CONTACT WIESER CONCRETE

REVIEWED BY \_\_\_\_\_  
REVIEW DATE \_\_\_\_\_

**DRAWINGS SUBMITTED  
FOR APPROVAL**

APPROVED BY: \_\_\_\_\_  
APPROVAL DATE: \_\_\_\_\_  
PRODUCTS NEEDED BY: \_\_\_\_\_

TANKS ARE MANUFACTURED TO MEET OR EXCEED ASTM C-1227 REQUIREMENTS

|            |                     |               |                |  |
|------------|---------------------|---------------|----------------|--|
| PRE-POUR:  |                     | DATE:         |                | <p style="font-size: 24pt; font-weight: bold; margin: 0;">WIESER CONCRETE</p> <p style="font-size: 10pt; margin: 0;">W3716 US HWY 10, MAIDEN ROCK, WI 54750<br/>800-325-8456</p> |
| REV.       | SCALE: 1/4" = 1'-0" | DRAWN BY: WCP | DATE: 00/00/00 |  |
| POST-POUR: |                     |               |                |  |
|            |                     |               |                |  |
| WLP2250-MN |                     | SEPTIC MANUAL |                |  |
|            |                     |               |                | SHEET NO.<br>1 OF 1  |

# W3000-MR TANK SPECIFICATIONS

**DIMENSIONS:**

WALL: 2 1/2"  
 BOTTOM: 4"  
 COVER: 6"  
 MANHOLE: 24" I.D. PRECAST CONCRETE RISER  
 HEIGHT: 71"  
 LENGTH: 15'-6"  
 WIDTH: 7'-9"  
 BELOW INLET: 57"  
 LIQUID LEVEL: 50"  
 WEIGHT: BOTTOM 12,260 LBS.  
           COVER 8,350 LBS.

**INLET AND OUTLET:**

4" CAST-A-SEAL BOOT OR EQUAL GASKET

**INLET AND OUTLET Baffle AND FILTER:**

WISCONSIN, SEE DETAIL #10  
 (OTHER STATES SEE CHART)

LIQUID CAPACITY: 58.94 GAL/IN

**HOLDING TANK:**

OUTLET HOLE PLUGGED  
 ACTUAL CAPACITY: 3,183 GALLONS

LOADING DESIGN: 8'-0" UNSATURATED SOIL

**TANK CAN BE USED AS:**

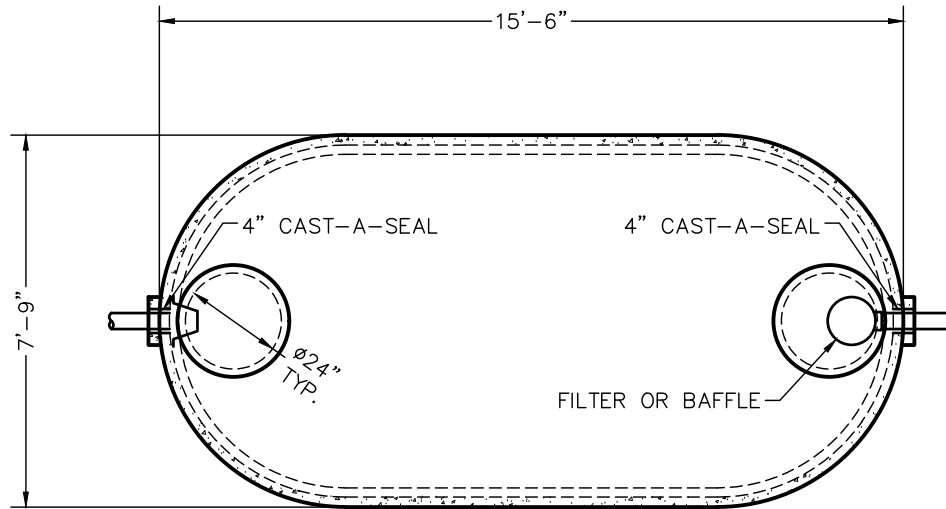
SEPTIC / HOLDING / PUMP OR SIPHON

COVER: MIX DESIGN #8 (NO FIBER)

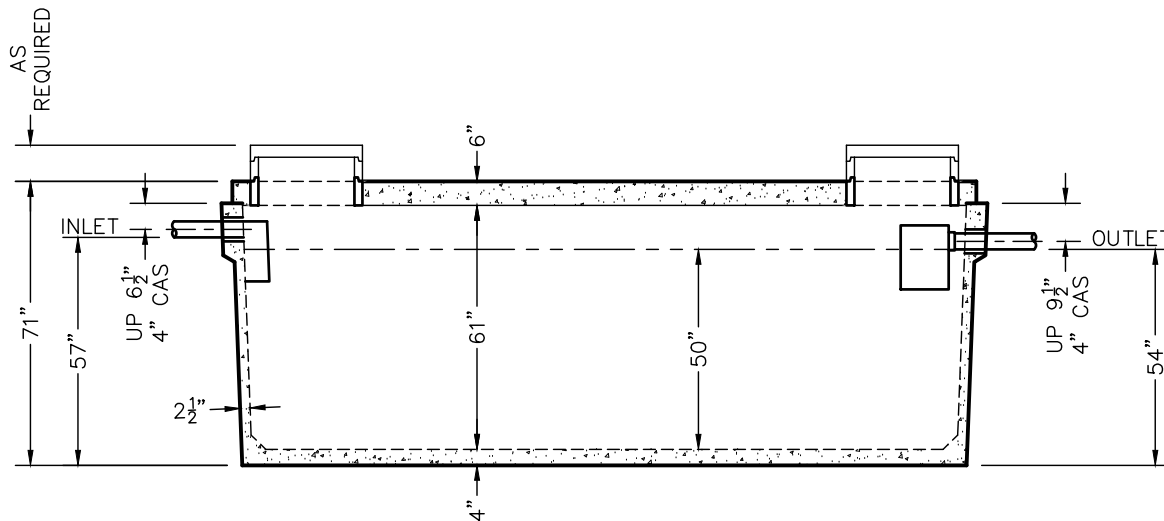
TANK: MIX DESIGN #9 (SMALL FIBER)

**CUSTOMIZED TANKS:**

FOR CUSTOM TANKS CONTACT  
 WIESER CONCRETE



TOP VIEW



SIDE VIEW

TANKS ARE MANUFACTURED TO MEET OR EXCEED ASTM C-1227 REQUIREMENTS

|  |                     |               |                |
|--|---------------------|---------------|----------------|
| PRE-POUR:  |                     | DATE:         |                |
| REV.   | SCALE: 1/4" = 1'-0" | DRAWN BY: WCP | DATE: 00/00/00 |
| POST-POUR:   | FILE: w3000-mr      |               |                |
| <b>WIESER CONCRETE</b>                                 |                     |               |                |
| W3716 US HWY 10, MAIDEN ROCK, WI 54750<br>800-325-8456 |                     |               |                |
| W3000-MR   |                     | SEPTIC MANUAL |                |
| SHEET NO. 1 OF 1                                       |                     |               |                |

REVIEWED BY \_\_\_\_\_  
 REVIEW DATE \_\_\_\_\_

**DRAWINGS SUBMITTED  
FOR APPROVAL**

APPROVED BY: \_\_\_\_\_  
 APPROVAL DATE: \_\_\_\_\_  
 PRODUCTS NEEDED BY: \_\_\_\_\_



# W1300-MR DRYWELL TANK SPECIFICATIONS

**DIMENSIONS:**

WALL: 2 1/2"  
 BOTTOM: NONE  
 COVER: 5"  
 MANHOLE: 24" I.D. PRECAST CONCRETE RISER  
 HEIGHT: 64 1/2"  
 OUTSIDE DIAMETER: 7'-0"  
 BELOW INLET: 55"  
 WEIGHT: BOTTOM 1,875 LBS.  
 COVER 2,405 LBS.

**INLET:**

CAST HOLE FOR 4" PIPE

LOADING DESIGN: 8'-0" UNSATURATED SOIL

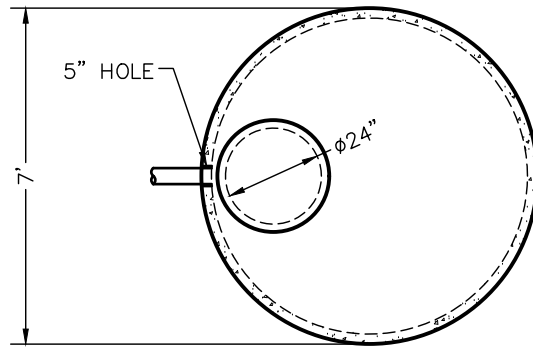
TANK CAN BE USED AS: DRYWELL

COVER: MIX DESIGN #8 (NO FIBER)

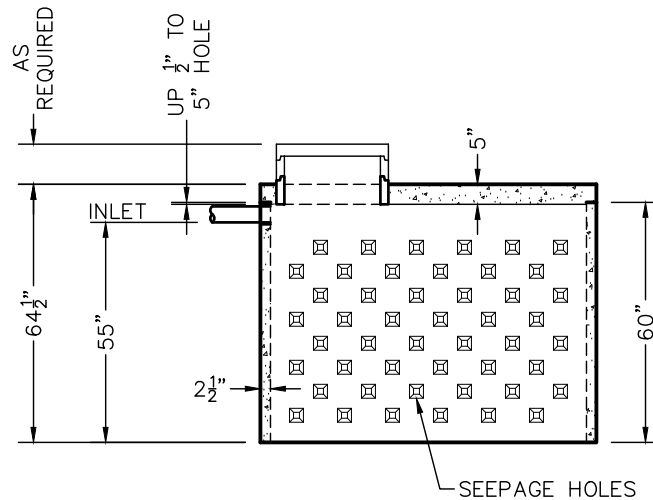
TANK: MIX DESIGN #10 (STRUCTURAL FIBER)

**CUSTOMIZED TANKS:**

FOR CUSTOM TANKS CONTACT WIESER CONCRETE



TOP VIEW



SIDE VIEW

|                     |                |                |            |
|---------------------|----------------|----------------|------------|
| PRE-POUR:           |                | DATE:          |            |
| SCALE: 1/4" = 1'-0" | REV.           | DATE:          | POST-POUR: |
| DRAWN BY: WCP       | DATE: 00/00/00 | FILE: w1300-mr |            |

**WIESER CONCRETE**  
 W3716 US HWY 10, MAIDEN ROCK, WI 54750  
 800-325-8456

W1300-MR  
 SEPTIC MANUAL

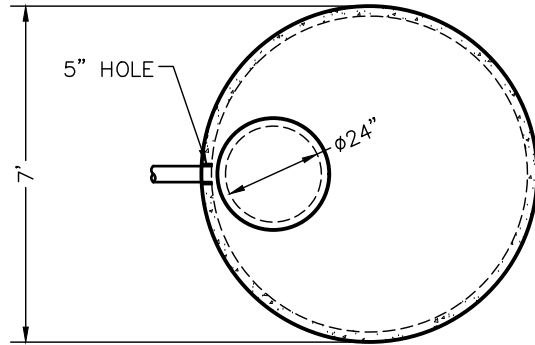
SHEET NO.  
 1 OF 1

REVIEWED BY \_\_\_\_\_  
 REVIEW DATE \_\_\_\_\_

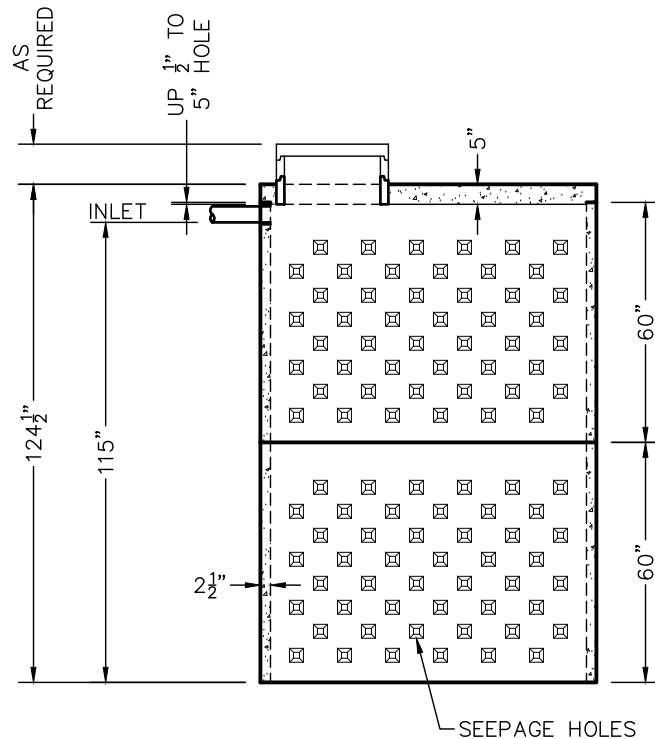
**DRAWINGS SUBMITTED  
 FOR APPROVAL**

APPROVED BY: \_\_\_\_\_  
 APPROVAL DATE: \_\_\_\_\_  
 PRODUCTS NEEDED BY: \_\_\_\_\_

# W2600-MR DRYWELL TANK SPECIFICATIONS



TOP VIEW



SIDE VIEW

**DIMENSIONS:**

WALL: 2 1/2"  
 BOTTOM: NONE  
 COVER: 5"  
 MANHOLE: 24" I.D. PRECAST CONCRETE RISER  
 HEIGHT: 124 1/2"  
 OUTSIDE DIAMETER: 7'-0"  
 BELOW INLET: 115"  
 WEIGHT: BOTTOM 3,745 LBS.  
           COVER 2,405 LBS.

**INLET:**

CAST HOLE FOR 4" PIPE

LOADING DESIGN: 8'-0" UNSATURATED SOIL

TANK CAN BE USED AS: DRYWELL

COVER: MIX DESIGN #8 (NO FIBER)  
 TANK: MIX DESIGN #10 (STRUCTURAL FIBER)

**CUSTOMIZED TANKS:**

FOR CUSTOM TANKS CONTACT WIESER CONCRETE

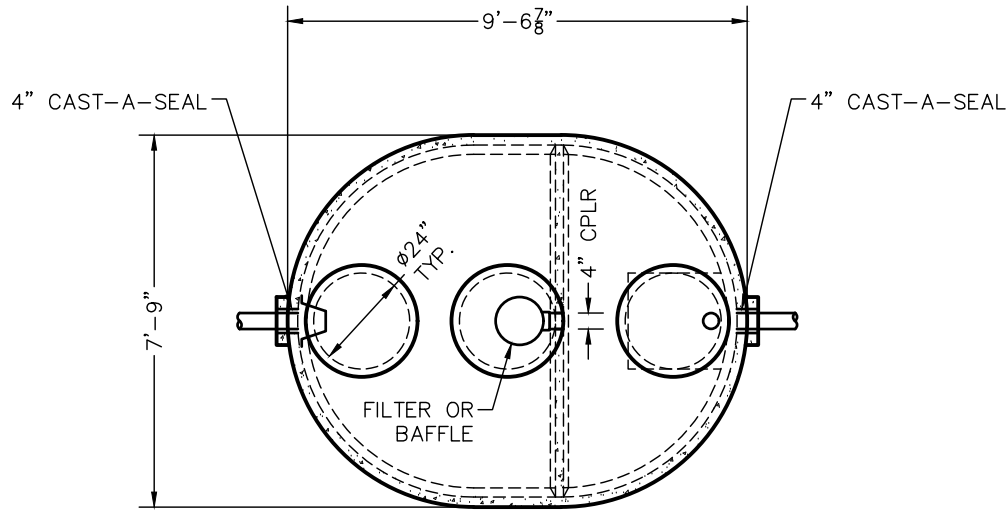
|  |               |                |                |      |  |
|--|---------------|----------------|----------------|------|--|
| PRE-POUR:  |               | DATE:          |                | REV. |  |
| SCALE: 1/4" = 1'-0"                                    | DRAWN BY: WCP | DATE: 00/00/00 | FILE: w2600-mr |      |  |
| <b>WIESER CONCRETE</b>                                 |               |                |                |      |  |
| W3716 US HWY 10, MAIDEN ROCK, WI 54750<br>800-325-8456 |               |                |                |      |  |
| W2600-MR   |               |                | SEPTIC MANUAL  |      |  |
| SHEET NO. 1 OF 1                                       |               |                |                |      |  |

REVIEWED BY \_\_\_\_\_  
 REVIEW DATE \_\_\_\_\_

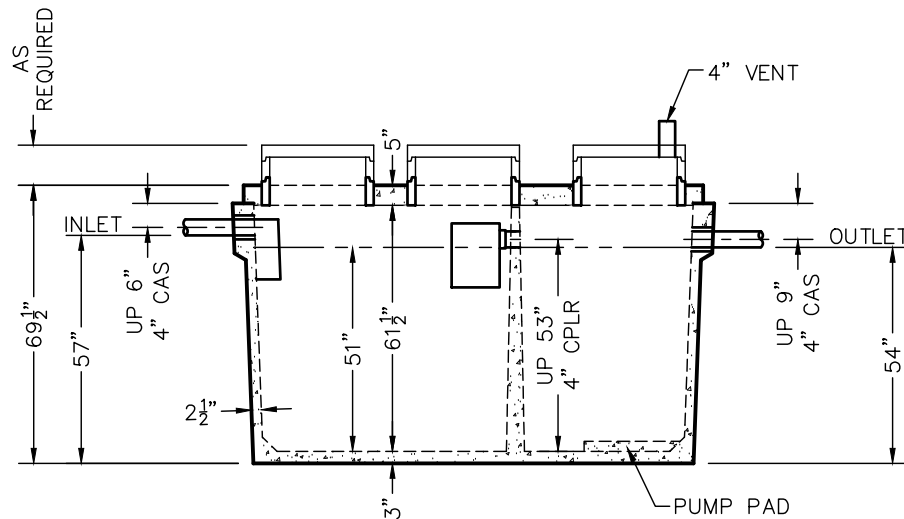
**DRAWINGS SUBMITTED  
FOR APPROVAL**

APPROVED BY: \_\_\_\_\_  
 APPROVAL DATE: \_\_\_\_\_  
 PRODUCTS NEEDED BY: \_\_\_\_\_

# W1000/600-MR TANK SPECIFICATIONS



TOP VIEW



SIDE VIEW

**DIMENSIONS:**

- WALL: 2 1/2"
- BOTTOM: 3"
- COVER: 5"
- MANHOLE: 24" I.D. PRECAST CONCRETE RISER
- HEIGHT: 69 1/2"
- LENGTH: 9'-6 7/8"
- WIDTH: 7'-9"
- BELOW INLET: 57"
- LIQUID LEVEL: 51"
- WEIGHT: BOTTOM 8,540 LBS.  
COVER 3,840 LBS.

**INLET AND OUTLET:**

4" CAST-A-SEAL BOOT OR EQUAL GASKET

**INLET AND OUTLET BAFFLE AND FILTER:**

WISCONSIN, SEE DETAIL #10  
(OTHER STATES SEE CHART)

LIQUID CAPACITY: 19.61 GAL/IN (SEPTIC)  
11.82 GAL/IN (PUMP)

LOADING DESIGN: 8'-0" UNSATURATED SOIL

**TANK CAN BE USED AS:**

SEPTIC/SEPTIC, SEPTIC/PUMP,  
OR SEPTIC/SIPHON

COVER: MIX DESIGN #8 (NO FIBER)

TANK: MIX DESIGN #10 (STRUCTURAL FIBER)

**CUSTOMIZED TANKS:**

FOR CUSTOM TANKS CONTACT WIESER CONCRETE

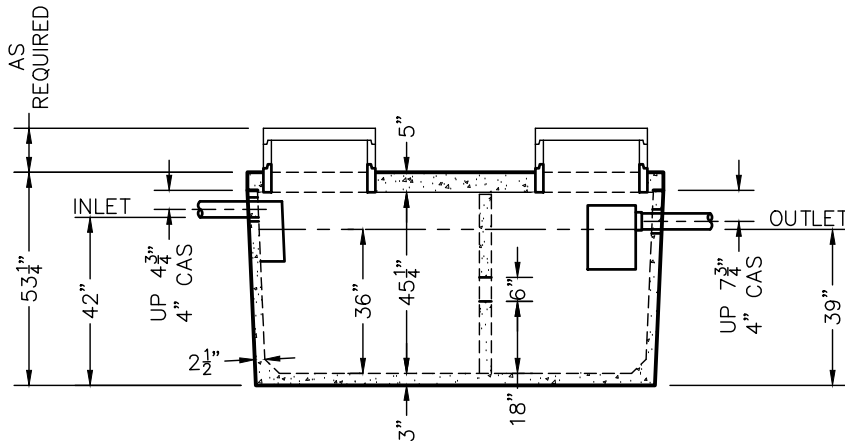
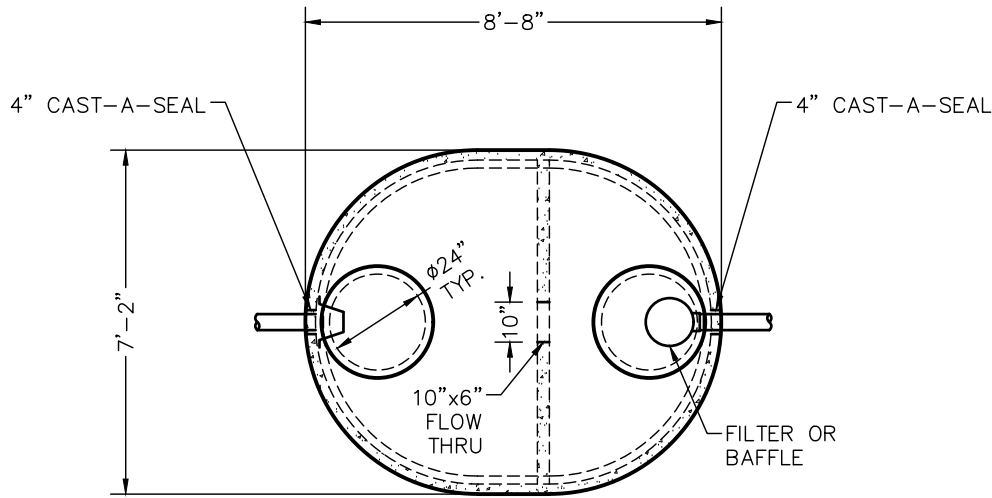
|  |               |                |                    |            |              |
|--|---------------|----------------|--------------------|------------|--------------|
| PRE-POUR:  |               | DATE:          |                    | REV.       |              |
| SCALE: 1/4" = 1'-0"                                    | DRAWN BY: WCP | DATE: 00/00/00 | FILE: w1000-600-mr | POST-POUR: |              |
| <b>WIESER CONCRETE</b>                                 |               |                |                    |            |              |
| w3716 US HWY 10, MAIDEN ROCK, WI 54750<br>800-325-8456 |               |                |                    |            |              |
| W1000-600-MR   | SEPTIC MANUAL |                |                    |            | SHEET NO.    |
|  |               |                |                    |            | 1<br>OF<br>1 |

REVIEWED BY \_\_\_\_\_  
REVIEW DATE \_\_\_\_\_

**DRAWINGS SUBMITTED  
FOR APPROVAL**

APPROVED BY: \_\_\_\_\_  
APPROVAL DATE: \_\_\_\_\_  
PRODUCTS NEEDED BY: \_\_\_\_\_

# WLP700/300-MR TANK SPECIFICATIONS



**DIMENSIONS:**

- WALL: 2 1/2"
- BOTTOM: 3"
- COVER: 5"
- MANHOLE: 24" I.D. PRECAST CONCRETE RISER
- HEIGHT: 53 1/4"
- LENGTH: 8'-8"
- WIDTH: 7'-2"
- BELOW INLET: 42"
- LIQUID LEVEL: 36"
- WEIGHT: BOTTOM 3,595 LBS.  
COVER 3,195 LBS.

**INLET AND OUTLET:**

4" CAST-A-SEAL BOOT OR EQUAL GASKET

**INLET AND OUTLET BAFFLE AND FILTER:**

WISCONSIN, SEE DETAIL #10  
(OTHER STATES SEE CHART)

LIQUID CAPACITY: 26.79 GAL/IN

LOADING DESIGN: 8'-0" UNSATURATED SOIL

TANK CAN BE USED AS:

SEPTIC / HOLDING

COVER: MIX DESIGN #8 (NO FIBER)

TANK: MIX DESIGN #10 (STRUCTURAL FIBER)

CUSTOMIZED TANKS:

FOR CUSTOM TANKS CONTACT WIESER CONCRETE

|  |               |                |                     |      |  |
|--|---------------|----------------|---------------------|------|--|
| PRE-POUR:  |               | DATE:          |                     | REV. |  |
| SCALE: 1/4" = 1'-0"                                    | DRAWN BY: WCP | DATE: 00/00/00 | FILE: wlp700-300-mr |      |  |
| <b>WIESER CONCRETE</b>                                 |               |                |                     |      |  |
| W3716 US HWY 10, MAIDEN ROCK, WI 54750<br>800-325-8456 |               |                |                     |      |  |
| WLP700-300-MR  |               |                | SEPTIC MANUAL       |      |  |
| SHEET NO.<br>1 OF 1                                    |               |                |                     |      |  |

REVIEWED BY \_\_\_\_\_  
REVIEW DATE \_\_\_\_\_

**DRAWINGS SUBMITTED  
FOR APPROVAL**

APPROVED BY: \_\_\_\_\_  
APPROVAL DATE: \_\_\_\_\_  
PRODUCTS NEEDED BY: \_\_\_\_\_

# W840/500-MR TANK SPECIFICATIONS

**DIMENSIONS:**

WALL: 2 9/16"  
 BOTTOM: 3"  
 COVER: 5"  
 MANHOLE: 24" I.D. PRECAST CONCRETE RISER  
 HEIGHT: 59 1/2"  
 LENGTH: 9'-5 3/4"  
 WIDTH: 7'-9"  
 BELOW INLET: 48"  
 LIQUID LEVEL: 43"  
 WEIGHT: BOTTOM 7,360 LBS.  
           COVER 3,790 LBS.

**INLET AND OUTLET:**

4" CAST-A-SEAL BOOT OR EQUAL GASKET

**INLET AND OUTLET BAFFLE AND FILTER:**

WISCONSIN, SEE DETAIL #10  
 (OTHER STATES SEE CHART)

LIQUID CAPACITY: 19.61 GAL/IN (SEPTIC)  
                       11.82 GAL/IN (PUMP)

LOADING DESIGN: 8'-0" UNSATURATED SOIL

**TANK CAN BE USED AS:**

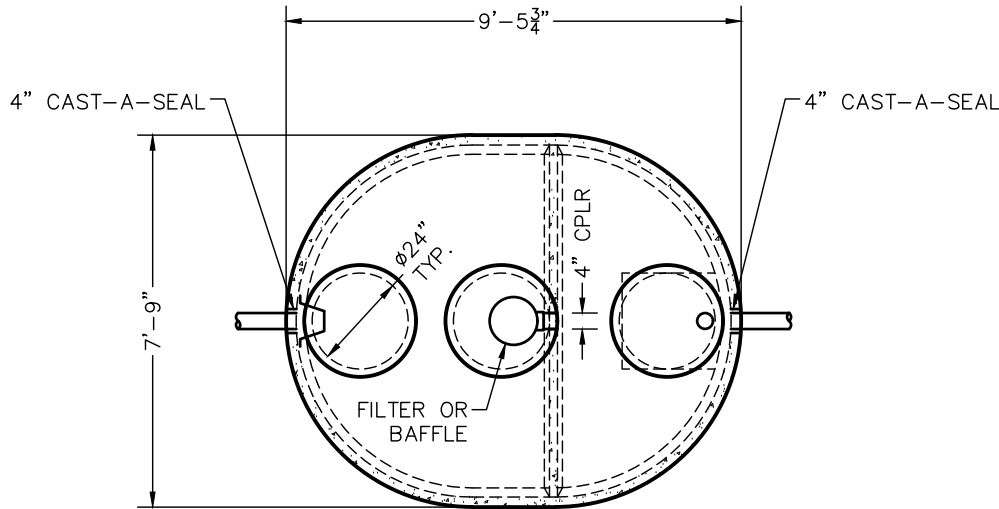
SEPTIC/SEPTIC, SEPTIC/PUMP,  
 OR SEPTIC/SIPHON

COVER: MIX DESIGN #8 (NO FIBER)

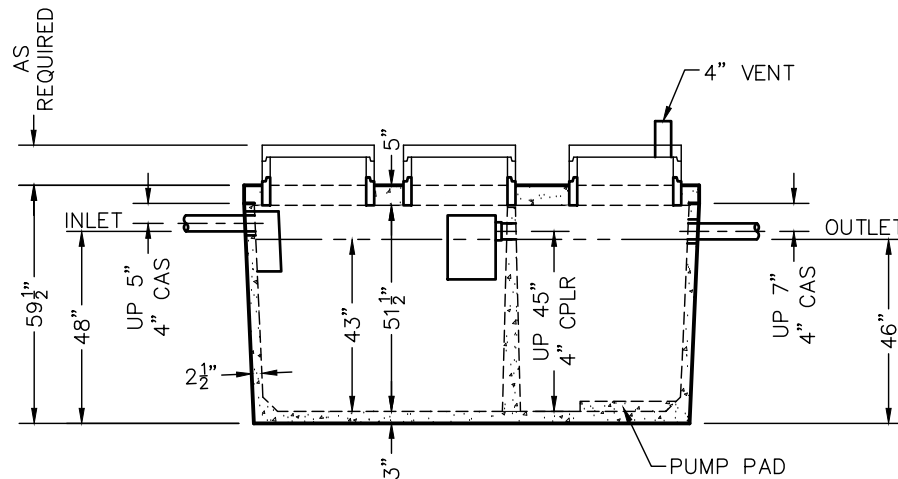
TANK: MIX DESIGN #10 (STRUCTURAL FIBER)

**CUSTOMIZED TANKS:**

FOR CUSTOM TANKS CONTACT WIESER CONCRETE



TOP VIEW



SIDE VIEW

TANKS ARE MANUFACTURED TO MEET OR EXCEED ASTM C-1227 REQUIREMENTS

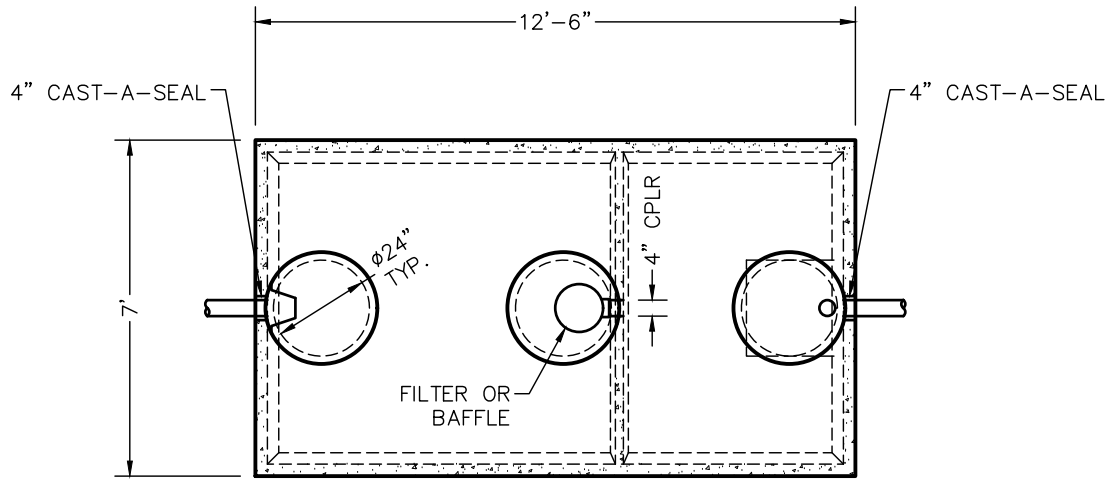
|  |               |                |                   |      |  |
|--|---------------|----------------|-------------------|------|--|
| PRE-POUR:  |               | DATE:          |                   | REV. |  |
| SCALE: 1/4" = 1'-0"                                    | DRAWN BY: WCP | DATE: 00/00/00 | FILE: w840-500-mr |      |  |
| <b>WIESER CONCRETE</b>                                 |               |                |                   |      |  |
| W3716 US HWY 10, MAIDEN ROCK, WI 54750<br>800-325-8456 |               |                |                   |      |  |
| W840-500-MR  | SEPTIC MANUAL |                |                   |      |  |
| SHEET NO. 1 OF 1                                       |               |                |                   |      |  |

REVIEWED BY \_\_\_\_\_  
REVIEW DATE \_\_\_\_\_

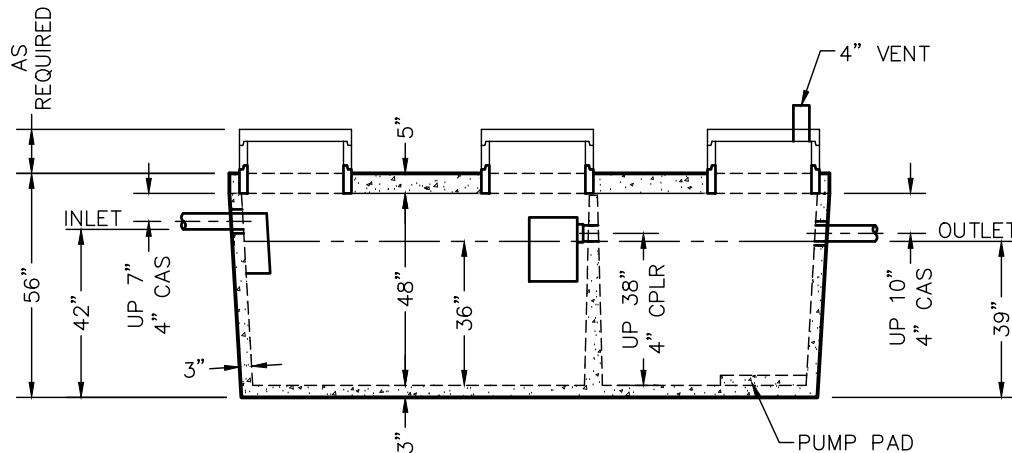
**DRAWINGS SUBMITTED  
FOR APPROVAL**

APPROVED BY: \_\_\_\_\_  
APPROVAL DATE: \_\_\_\_\_  
PRODUCTS NEEDED BY: \_\_\_\_\_

# WLP1000/600-MR TANK SPECIFICATIONS



TOP VIEW



SIDE VIEW

**DIMENSIONS:**

- WALL: 3"
- BOTTOM: 3"
- COVER: 5"
- MANHOLE: 24" I.D. PRECAST CONCRETE RISER
- HEIGHT: 56"
- LENGTH: 12'-6"
- WIDTH: 7'-0"
- BELOW INLET: 42"
- LIQUID LEVEL: 36"
- WEIGHT: BOTTOM 9,500 LBS.
- COVER 5,470 LBS.

**INLET AND OUTLET:**

4" CAST-A-SEAL BOOT OR EQUAL GASKET

**INLET AND OUTLET BAFFLE AND FILTER:**

WISCONSIN, SEE DETAIL #10  
(OTHER STATES SEE CHART)

LIQUID CAPACITY: 27.88 GAL/IN (SEPTIC)  
16.76 GAL/IN (PUMP)

LOADING DESIGN: 8'-0" UNSATURATED SOIL

**TANK CAN BE USED AS:**

SEPTIC/SEPTIC, SEPTIC/PUMP,  
OR SEPTIC/SIPHON

COVER: MIX DESIGN #8 (NO FIBER)

TANK: MIX DESIGN #10 (STRUCTURAL FIBER)

**CUSTOMIZED TANKS:**

FOR CUSTOM TANKS CONTACT WIESER CONCRETE

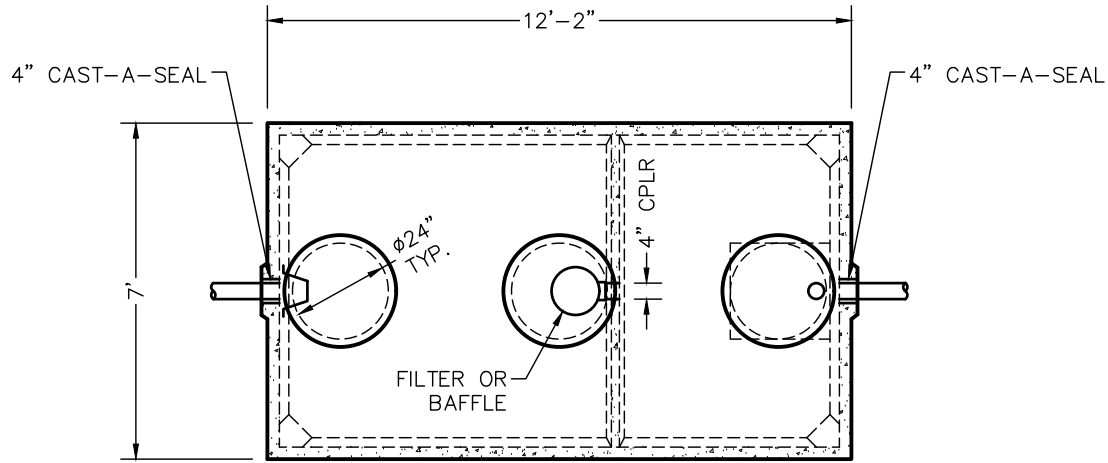
|  |               |                |                      |      |  |
|--|---------------|----------------|----------------------|------|--|
| PRE-POUR:  |               | DATE:          |                      | REV. |  |
| SCALE: 1/4" = 1'-0"                                    | DRAWN BY: WCP | DATE: 00/00/00 | FILE: wlp1000-600-mr |      |  |
| <b>WIESER CONCRETE</b>                                 |               |                |                      |      |  |
| W3716 US HWY 10, MAIDEN ROCK, WI 54750<br>800-325-8456 |               |                |                      |      |  |
| WLP1000-600-MR   |               |                | SEPTIC MANUAL        |      |  |
| SHEET NO.<br>1 OF 1                                    |               |                |                      |      |  |

REVIEWED BY \_\_\_\_\_  
REVIEW DATE \_\_\_\_\_

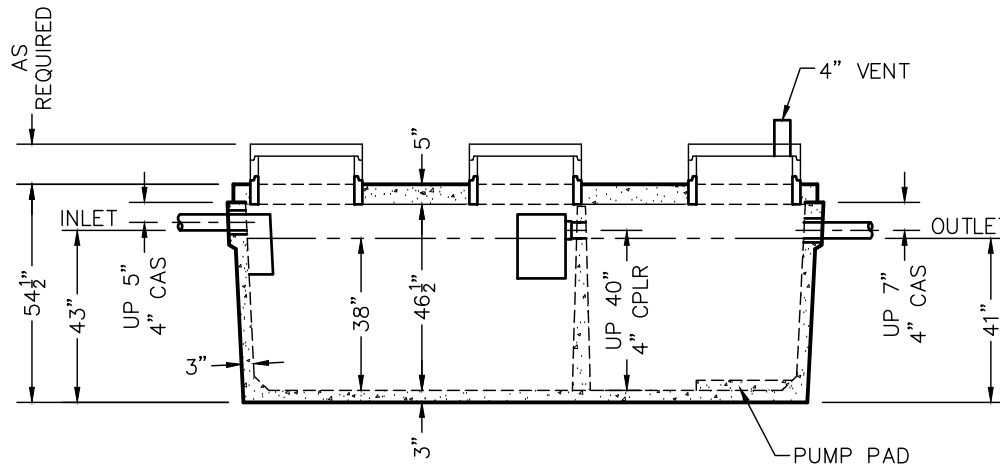
**DRAWINGS SUBMITTED  
FOR APPROVAL**

APPROVED BY: \_\_\_\_\_  
APPROVAL DATE: \_\_\_\_\_  
PRODUCTS NEEDED BY: \_\_\_\_\_

# WLP1000/650-MR TANK SPECIFICATIONS



TOP VIEW



SIDE VIEW

**DIMENSIONS:**

WALL: 3"  
 BOTTOM: 3"  
 COVER: 5"  
 MANHOLE: 24" I.D. PRECAST CONCRETE RISER  
 HEIGHT: 54 1/2"  
 LENGTH: 12'-2"  
 WIDTH: 7'-0"  
 BELOW INLET: 43"  
 LIQUID LEVEL: 38"  
 WEIGHT: BOTTOM 9,615 LBS.  
           COVER 5,325 LBS.

**INLET AND OUTLET:**

4" CAST-A-SEAL BOOT OR EQUAL GASKET

**INLET AND OUTLET BAFFLE AND FILTER:**

WISCONSIN, SEE DETAIL #10  
 (OTHER STATES SEE CHART)

LIQUID CAPACITY: 26.32 GAL/IN (SEPTIC)  
                       17.00 GAL/IN (PUMP)

LOADING DESIGN: 8'-0" UNSATURATED SOIL

**TANK CAN BE USED AS:**

SEPTIC/SEPTIC, SEPTIC/PUMP,  
 OR SEPTIC/SIPHON

COVER: MIX DESIGN #8 (NO FIBER)

TANK: MIX DESIGN #10 (STRUCTURAL FIBER)

**CUSTOMIZED TANKS:**

FOR CUSTOM TANKS CONTACT WIESER CONCRETE

|  |               |                |                      |      |  |
|--|---------------|----------------|----------------------|------|--|
| PRE-POUR:  |               | DATE:          |                      | REV. |  |
| SCALE: 1/4" = 1'-0"                                    | DRAWN BY: WCP | DATE: 00/00/00 | FILE: wlp1000-650-mr |      |  |
| <b>WIESER CONCRETE</b>                                 |               |                |                      |      |  |
| W3716 US HWY 10, MAIDEN ROCK, WI 54750<br>800-325-8456 |               |                |                      |      |  |
| WLP1000-650-MR   |               |                | SEPTIC MANUAL        |      |  |
| SHEET NO. 1 OF 1                                       |               |                |                      |      |  |

REVIEWED BY \_\_\_\_\_  
REVIEW DATE \_\_\_\_\_

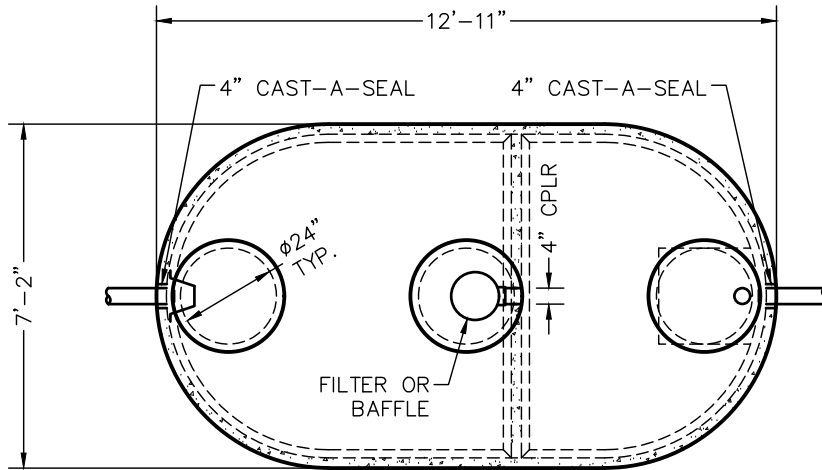
**DRAWINGS SUBMITTED  
FOR APPROVAL**

APPROVED BY: \_\_\_\_\_

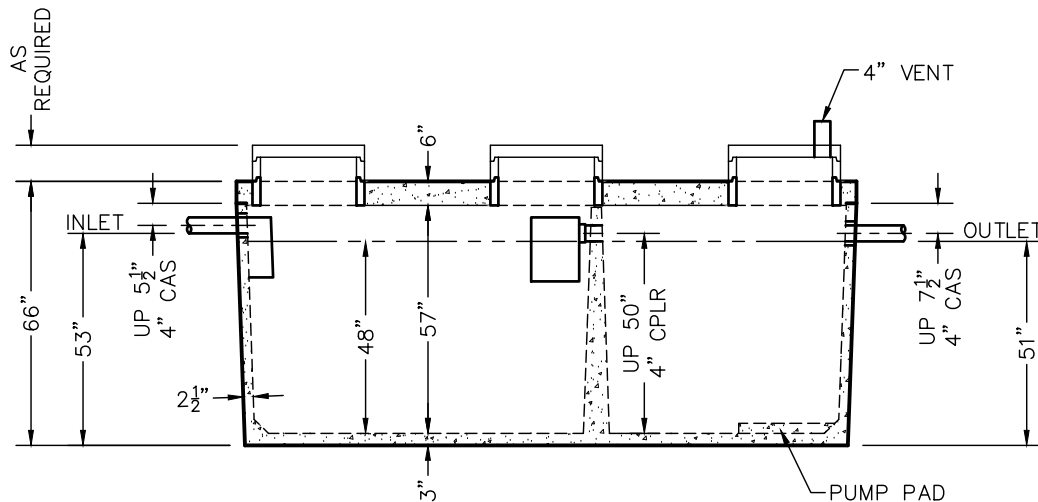
APPROVAL DATE: \_\_\_\_\_

PRODUCTS NEEDED BY: \_\_\_\_\_

# W1250/750-MR TANK SPECIFICATIONS



TOP VIEW



SIDE VIEW

**DIMENSIONS:**

WALL: 2 1/2"  
 BOTTOM: 3"  
 COVER: 6"  
 MANHOLE: 24" I.D. PRECAST CONCRETE RISER  
 HEIGHT: 66"  
 LENGTH: 12'-11"  
 WIDTH: 7'-2"  
 BELOW INLET: 53"  
 LIQUID LEVEL: 48"  
 WEIGHT: BOTTOM 8,740 LBS.  
           COVER 6,120 LBS.

**INLET AND OUTLET:**

4" CAST-A-SEAL BOOT OR EQUAL GASKET

**INLET AND OUTLET BAFFLE AND FILTER:**

WISCONSIN, SEE DETAIL #10  
 (OTHER STATES SEE CHART)

LIQUID CAPACITY: 27.66 GAL/IN (SEPTIC)  
                       16.12 GAL/IN (PUMP)

LOADING DESIGN: 8'-0" UNSATURATED SOIL

**TANK CAN BE USED AS:**

SEPTIC/SEPTIC, SEPTIC/SIPHON,  
 OR SEPTIC/SIPHON

COVER: MIX DESIGN #8 (NO FIBER)

TANK: MIX DESIGN #10 (STRUCTURAL FIBER)

**CUSTOMIZED TANKS:**

FOR CUSTOM TANKS CONTACT WIESER CONCRETE

|                     |                    |       |            |
|---------------------|--------------------|-------|------------|
| PRE-POUR:           |                    | DATE: |            |
| SCALE: 1/4" = 1'-0" | DRAWN BY: WCP      | REV.  | POST-POUR: |
| DATE: 00/00/00      | FILE: w1250-750-mr |       |            |

WIESER CONCRETE

W3716 US HWY 10, MAIDEN ROCK, WI 54750  
 800-325-8456

W1250-750-MR  
 SEPTIC MANUAL

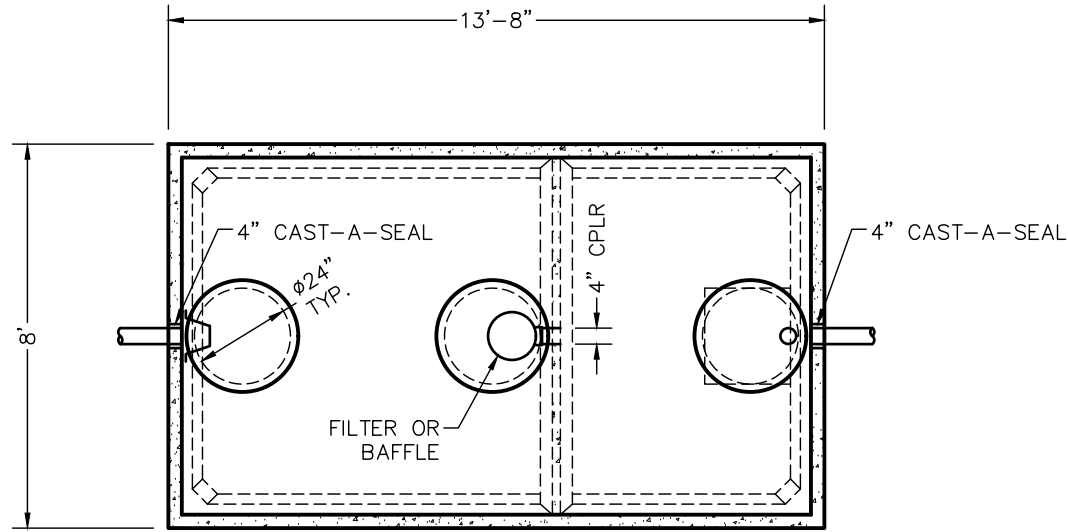
DRAWINGS SUBMITTED  
FOR APPROVAL

APPROVED BY: \_\_\_\_\_  
 APPROVAL DATE: \_\_\_\_\_  
 PRODUCTS NEEDED BY: \_\_\_\_\_

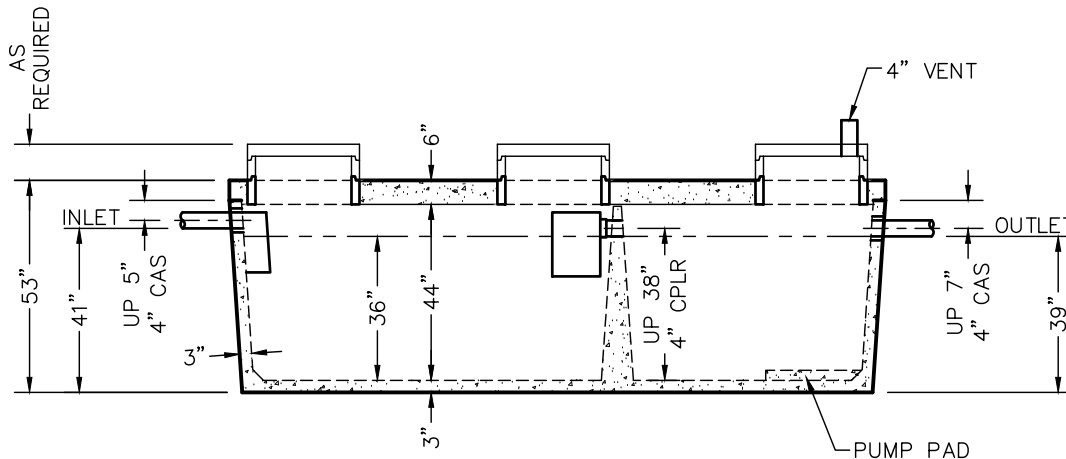
SHEET NO.  
 1  
 OF  
 1



# WLP1200/800-MR TANK SPECIFICATIONS



TOP VIEW



SIDE VIEW

**DIMENSIONS:**

WALL: 3"  
 BOTTOM: 3"  
 COVER: 6"  
 MANHOLE: 24" I.D. PRECAST CONCRETE RISER  
 HEIGHT: 53"  
 LENGTH: 13'-8"  
 WIDTH: 8'-0"  
 BELOW INLET: 41"  
 LIQUID LEVEL: 36"  
 WEIGHT: BOTTOM 14,800 LBS.  
 COVER 8,170 LBS.

**INLET AND OUTLET:**

4" CAST-A-SEAL BOOT OR EQUAL GASKET

**INLET AND OUTLET BAFFLE AND FILTER:**

WISCONSIN, SEE DETAIL #10  
 (OTHER STATES SEE CHART)

LIQUID CAPACITY: 33.46 GAL/IN (SEPTIC)  
 22.24 GAL/IN (PUMP)

LOADING DESIGN: 8'-0" UNSATURATED SOIL

**TANK CAN BE USED AS:**

SEPTIC / HOLDING / PUMP OR SIPHON

COVER: MIX DESIGN #8 (NO FIBER)

TANK: MIX DESIGN #9 (SMALL FIBER)

**CUSTOMIZED TANKS:**

FOR CUSTOM TANKS CONTACT WIESER CONCRETE

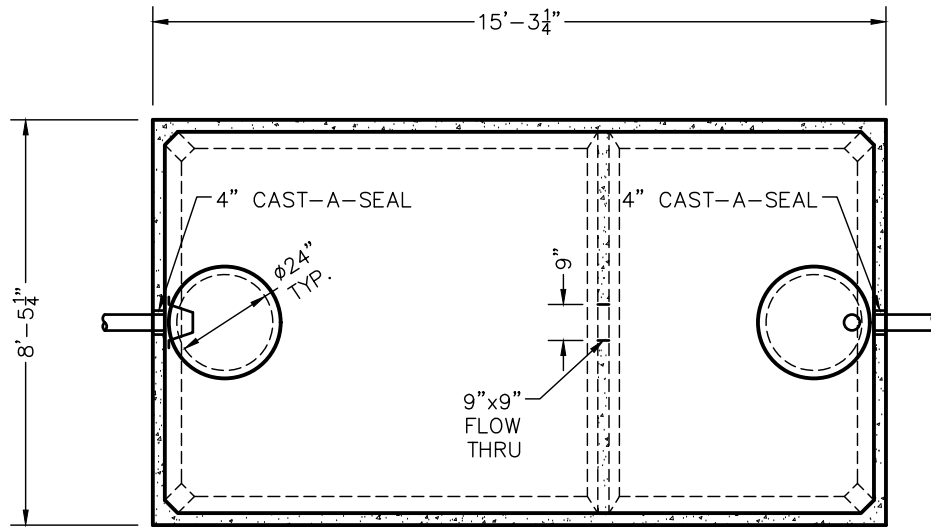
|  |       |      |                     |               |                |                      |
|--|-------|------|---------------------|---------------|----------------|----------------------|
| PRE-POUR:                              | DATE: | REV. | SCALE: 1/4" = 1'-0" | DRAWN BY: WCP | DATE: 00/00/00 | FILE: wlp1200-800-mr |
| POST-POUR:                             |       |      |                     |               |                |                      |
| <b>WIESER CONCRETE</b>                 |       |      |                     |               |                |                      |
| W3716 US HWY 10, MAIDEN ROCK, WI 54750 |       |      |                     |               |                |                      |
| 800-325-8456                           |       |      |                     |               |                |                      |
| WLP1200-800-MR                         |       |      | SEPTIC MANUAL       |               |                |                      |
| SHEET NO.<br>1 OF 1                    |       |      |                     |               |                |                      |

REVIEWED BY \_\_\_\_\_  
 REVIEW DATE \_\_\_\_\_

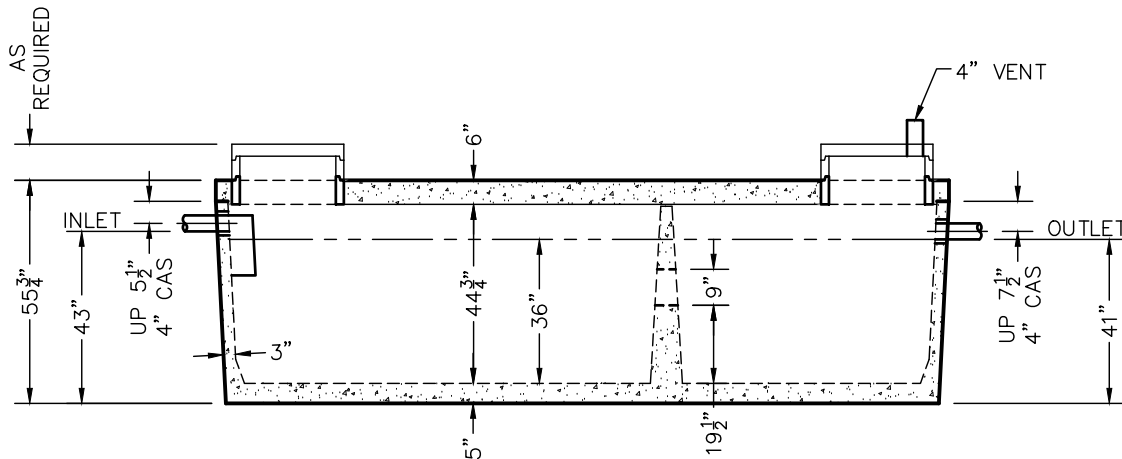
**DRAWINGS SUBMITTED  
 FOR APPROVAL**

APPROVED BY: \_\_\_\_\_  
 APPROVAL DATE: \_\_\_\_\_  
 PRODUCTS NEEDED BY: \_\_\_\_\_

# WLP1500/900-MN TANK SPECIFICATIONS



TOP VIEW



SIDE VIEW

**DIMENSIONS:**

- WALL: 3"
- BOTTOM: 5"
- COVER: 6"
- MANHOLE: 24" I.D. PRECAST CONCRETE RISER
- HEIGHT: 55 3/4"
- LENGTH: 15'-3 1/4"
- WIDTH: 8'-5 1/4"
- BELOW INLET: 43"
- LIQUID LEVEL: 36"
- WEIGHT: BOTTOM 15,977 LBS.  
COVER 9,300 LBS.

**INLET AND OUTLET:**

4" CAST-A-SEAL BOOT OR EQUAL GASKET

**INLET AND OUTLET BAFFLE AND FILTER:**  
AS SHOWN

**LIQUID CAPACITY:** 41.67 GAL/IN (SEPTIC)  
25.00 GAL/IN (PUMP)

**LOADING DESIGN:** 8'-0" UNSATURATED SOIL

**TANK CAN BE USED AS:**  
SEPTIC/SEPTIC

**COVER:** MIX DESIGN #8 (NO FIBER)  
**TANK:** MIX DESIGN #9 (SMALL FIBER)

**CUSTOMIZED TANKS:**  
FOR CUSTOM TANKS CONTACT WIESER CONCRETE

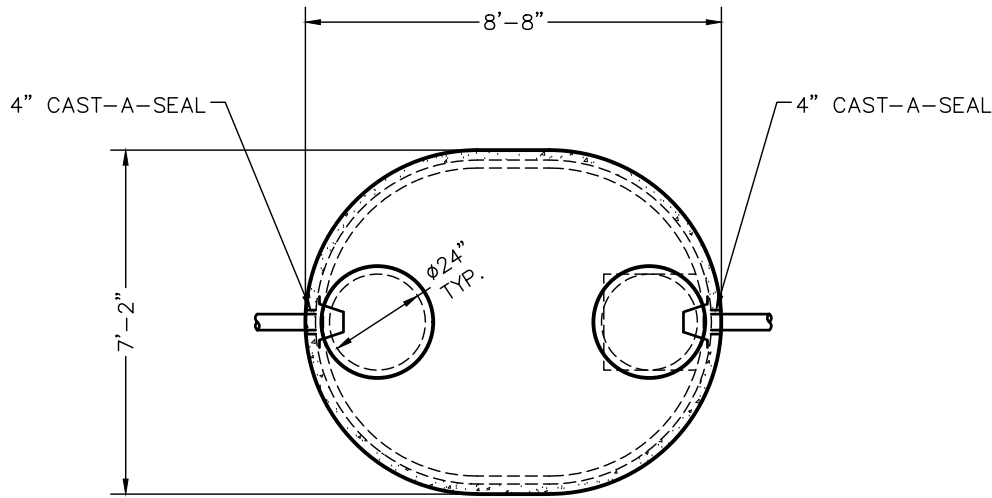
|  |                      |       |                |
|--|----------------------|-------|----------------|
| PRE-POUR:                              |                      | DATE: |                |
| REV.                                   | SCALE: 1/4" = 1'-0"  | REV.  | DATE: 00/00/00 |
| DRAWN BY: WCP                          | FILE: wlp1500-900-mn |       |                |
| <b>WIESER CONCRETE</b>                 |                      |       |                |
| W3716 US HWY 10, MAIDEN ROCK, WI 54750 |                      |       |                |
| 800-325-8456                           |                      |       |                |
| WLP1500-900-MN                         | SEPTIC MANUAL        |       |                |
| SHEET NO.                              |                      |       |                |
| 1 OF 1                                 |                      |       |                |

REVIEWED BY \_\_\_\_\_  
 REVIEW DATE \_\_\_\_\_

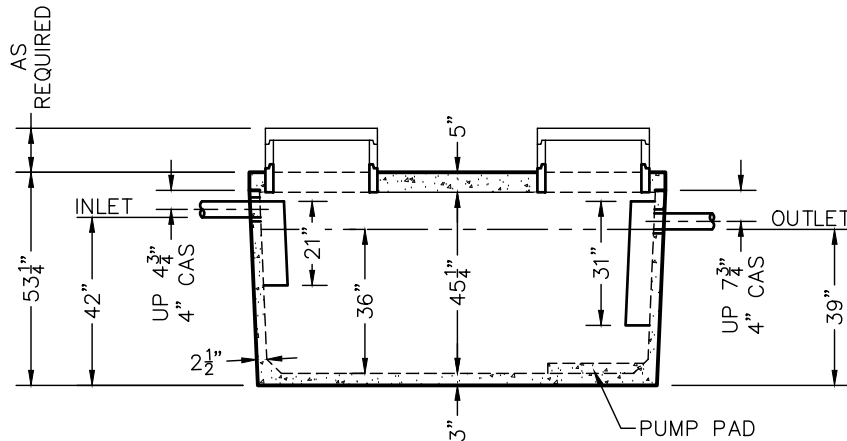
**DRAWINGS SUBMITTED  
FOR APPROVAL**

APPROVED BY: \_\_\_\_\_  
 APPROVAL DATE: \_\_\_\_\_  
 PRODUCTS NEEDED BY: \_\_\_\_\_

# WLP1000-MR GREASE INTERCEPTOR TANK SPECIFICATIONS



TOP VIEW



SIDE VIEW

**DIMENSIONS:**

- WALL: 2 1/2"
- BOTTOM: 3"
- COVER: 5"
- MANHOLE: 24" I.D. PRECAST CONCRETE RISER
- HEIGHT: 53 1/4"
- LENGTH: 8'-8"
- WIDTH: 7'-2"
- BELOW INLET: 42"
- LIQUID LEVEL: 36"
- WEIGHT: BOTTOM 6,790 LBS.  
COVER 3,195 LBS.

**INLET AND OUTLET:**

4" CAST-A-SEAL BOOT OR EQUAL GASKET

**INLET AND OUTLET BAFFLE:**

AS SHOWN

LIQUID CAPACITY: 27.83 GAL/IN

LOADING DESIGN: 8'-0" UNSATURATED SOIL

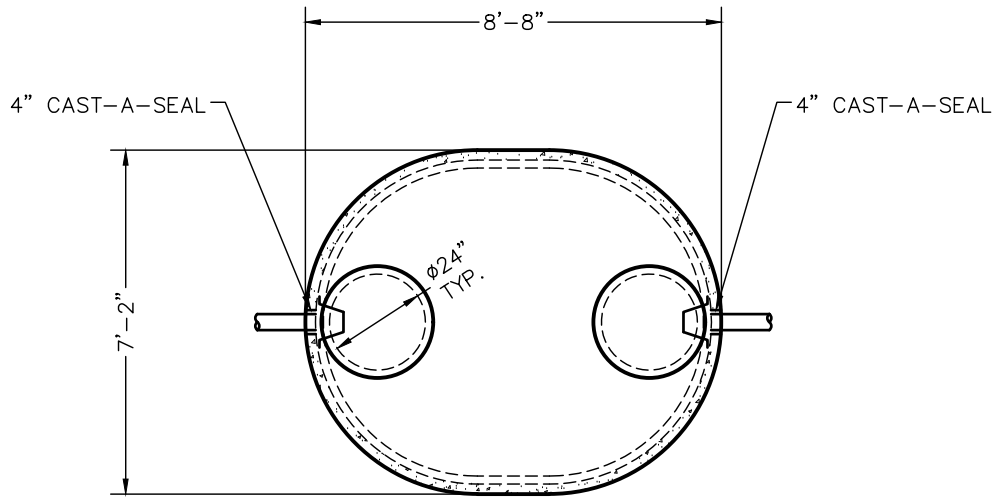
TANK CAN BE USED AS:  
GREASE INTERCEPTOR

COVER: MIX DESIGN #8 (NO FIBER)  
TANK: MIX DESIGN #10 (STRUCTURAL FIBER)

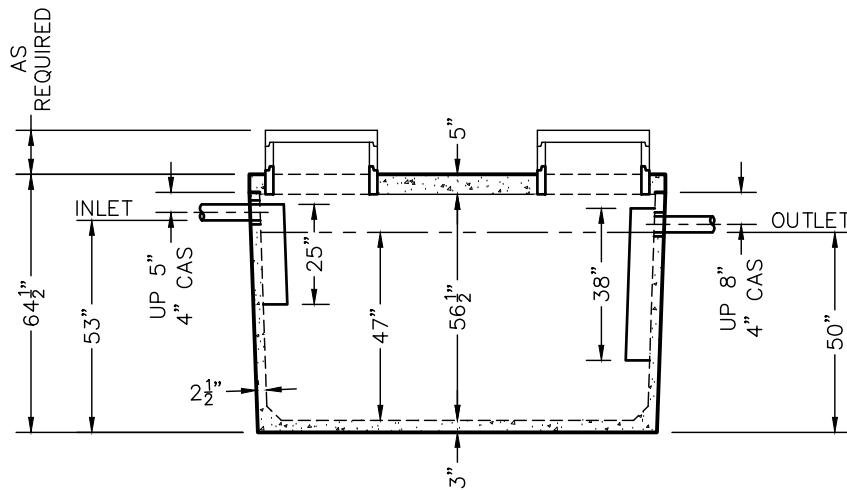
CUSTOMIZED TANKS:  
FOR CUSTOM TANKS CONTACT WIESER CONCRETE

|  |               |                |                    |      |           |
|--|---------------|----------------|--------------------|------|-----------|
| PRE-POUR:  |               | DATE:          |                    | REV. |           |
| SCALE: 1/4" = 1'-0"                                    | DRAWN BY: WCP | DATE: 00/00/00 | FILE: wlp1000gi-mr |      |           |
| <b>WIESER CONCRETE</b>                                 |               |                |                    |      |           |
| W3716 US HWY 10, MAIDEN ROCK, WI 54750<br>800-325-8456 |               |                |                    |      |           |
| WLP1000GI-MR   | SEPTIC MANUAL |                |                    |      |           |
| DRAWINGS SUBMITTED FOR APPROVAL                        |               |                |                    |      | SHEET NO. |
| APPROVED BY: _____                                     |               |                |                    |      | 1         |
| APPROVAL DATE: _____                                   |               |                |                    |      | OF        |
| PRODUCTS NEEDED BY: _____                              |               |                |                    |      | 1         |

# W1250-MR GREASE INTERCEPTOR TANK SPECIFICATIONS



TOP VIEW



SIDE VIEW

**DIMENSIONS:**

- WALL: 2 7/16"
- BOTTOM: 3"
- COVER: 5"
- MANHOLE: 24" I.D. PRECAST CONCRETE RISER
- HEIGHT: 64 1/2"
- LENGTH: 8'-8"
- WIDTH: 7'-2"
- BELOW INLET: 53"
- LIQUID LEVEL: 47"
- WEIGHT: BOTTOM 4,025 LBS.  
COVER 3,195 LBS.

**INLET AND OUTLET:**  
4" CAST-A-SEAL BOOT OR EQUAL GASKET

**INLET AND OUTLET BAFFLE:**  
AS SHOWN

**LIQUID CAPACITY:** 26.81 GAL/IN

**LOADING DESIGN:** 8'-0" UNSATURATED SOIL

**TANK CAN BE USED AS:**  
GREASE INTERCEPTOR

**COVER:** MIX DESIGN #8 (NO FIBER)  
**TANK:** MIX DESIGN #10 (STRUCTURAL FIBER)

**CUSTOMIZED TANKS:**  
FOR CUSTOM TANKS CONTACT WIESER CONCRETE

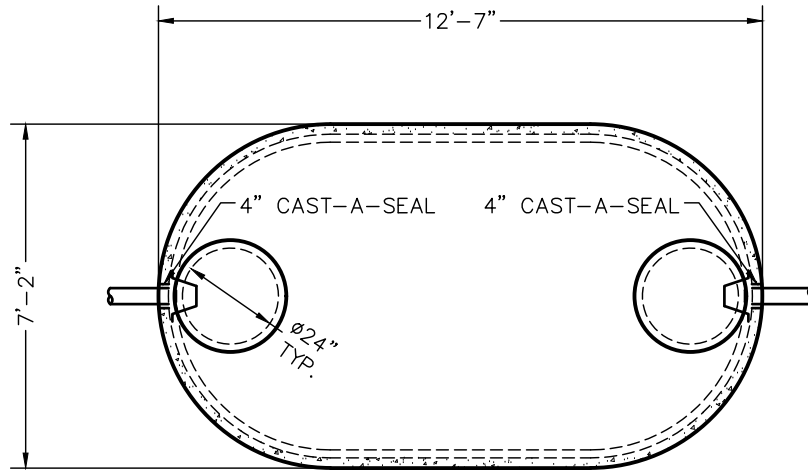
|  |               |                |                  |      |  |
|--|---------------|----------------|------------------|------|--|
| PRE-POUR:  |               | DATE:          |                  | REV. |  |
| SCALE: 1/4" = 1'-0"                                    | DRAWN BY: WCP | DATE: 00/00/00 | FILE: w1250gi-mr |      |  |
| <b>WIESER CONCRETE</b>                                 |               |                |                  |      |  |
| W3716 US HWY 10, MAIDEN ROCK, WI 54750<br>800-325-8456 |               |                |                  |      |  |
| W1250GI-MR   | SEPTIC MANUAL |                |                  |      |  |
| SHEET NO.<br>1 OF 1                                    |               |                |                  |      |  |

REVIEWED BY \_\_\_\_\_  
REVIEW DATE \_\_\_\_\_

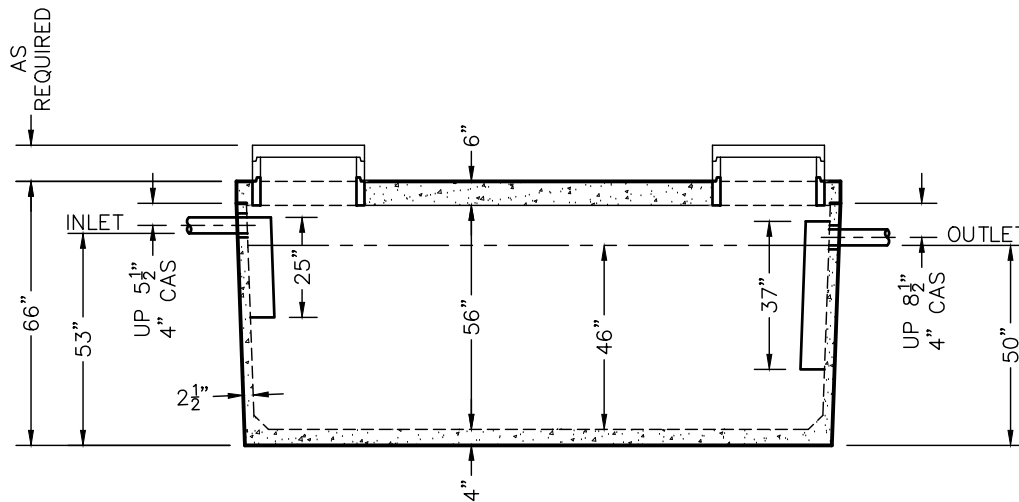
**DRAWINGS SUBMITTED  
FOR APPROVAL**

APPROVED BY: \_\_\_\_\_  
APPROVAL DATE: \_\_\_\_\_  
PRODUCTS NEEDED BY: \_\_\_\_\_

# W2000-MR GREASE INTERCEPTOR TANK SPECIFICATIONS



TOP VIEW



SIDE VIEW

**DIMENSIONS:**

WALL: 2 1/2"  
 BOTTOM: 4"  
 COVER: 6"  
 MANHOLE: 24" I.D. PRECAST CONCRETE RISER  
 HEIGHT: 66"  
 LENGTH: 12'-7"  
 WIDTH: 7'-2"  
 BELOW INLET: 53"  
 LIQUID LEVEL: 46"  
 WEIGHT: BOTTOM 9,430 LBS.  
 COVER 5,940 LBS.

**INLET AND OUTLET:**  
 4" CAST-A-SEAL BOOT OR EQUAL GASKET

**INLET AND OUTLET BAFFLE:**  
 AS SHOWN

LIQUID CAPACITY: 42.92 GAL/IN

LOADING DESIGN: 8'-0" UNSATURATED SOIL

TANK CAN BE USED AS:  
 GREASE INTERCEPTOR

COVER: MIX DESIGN #8 (NO FIBER)  
 TANK: MIX DESIGN #10 (STRUCTURAL FIBER)

CUSTOMIZED TANKS:  
 FOR CUSTOM TANKS CONTACT WIESER CONCRETE

|  |               |                |                  |      |  |
|--|---------------|----------------|------------------|------|--|
| PRE-POUR:  |               | DATE:          |                  | REV. |  |
| SCALE: 1/4" = 1'-0"                                    | DRAWN BY: WCP | DATE: 00/00/00 | FILE: w2000gi-mr |      |  |
| <b>WIESER CONCRETE</b>                                 |               |                |                  |      |  |
| W3716 US HWY 10, MAIDEN ROCK, WI 54750<br>800-325-8456 |               |                |                  |      |  |
| W2000GI-MR   | SEPTIC MANUAL |                |                  |      |  |
| SHEET NO.  |               |                |                  |      |  |
| 1 OF 1   |               |                |                  |      |  |

REVIEWED BY \_\_\_\_\_  
REVIEW DATE \_\_\_\_\_

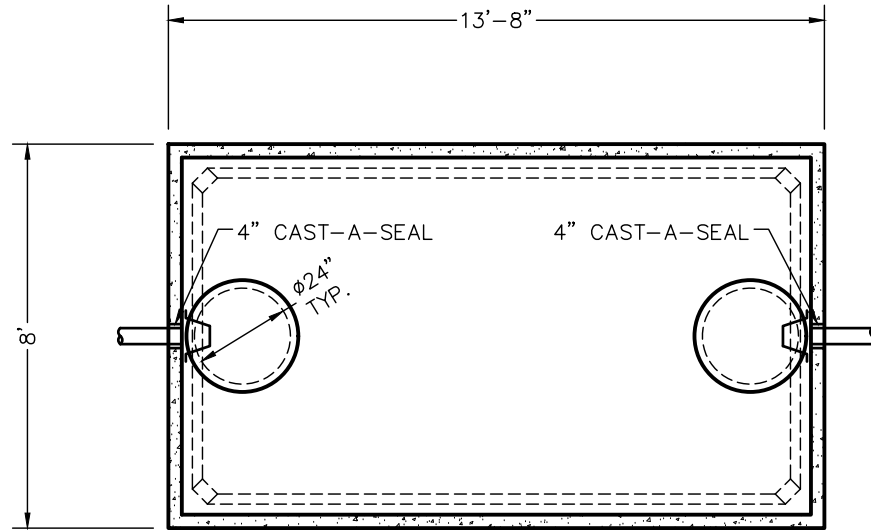
**DRAWINGS SUBMITTED  
FOR APPROVAL**

APPROVED BY: \_\_\_\_\_

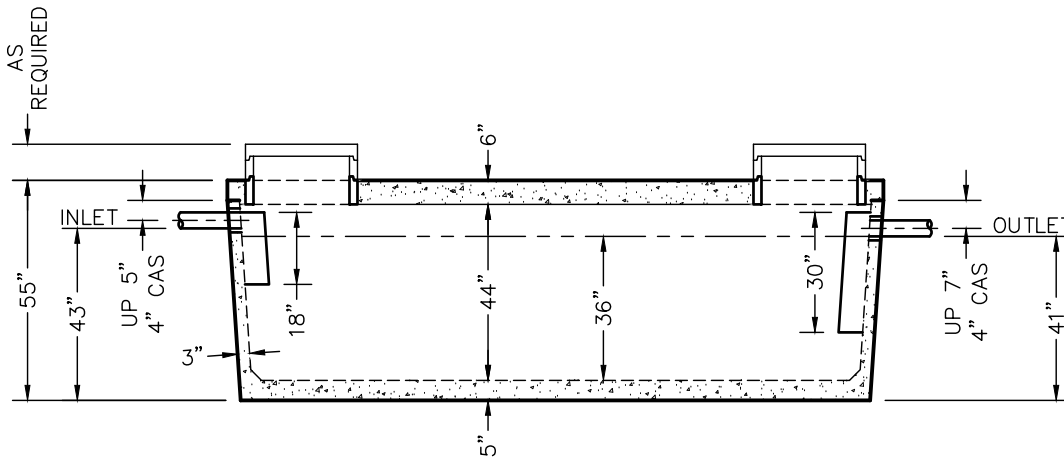
APPROVAL DATE: \_\_\_\_\_

PRODUCTS NEEDED BY: \_\_\_\_\_

# WLP2000-MR GREASE INTERCEPTOR TANK SPECIFICATIONS



TOP VIEW



SIDE VIEW

**DIMENSIONS:**

- WALL: 3"
- BOTTOM: 5"
- COVER: 6"
- MANHOLE: 24" I.D. PRECAST CONCRETE RISER
- HEIGHT: 55"
- LENGTH: 13'-8"
- WIDTH: 8'-0"
- BELOW INLET: 43"
- LIQUID LEVEL: 36"
- WEIGHT: BOTTOM 14,060 LBS.  
COVER 8,170 LBS.

**INLET AND OUTLET:**  
4" CAST-A-SEAL BOOT OR EQUAL GASKET

**INLET AND OUTLET BAFFLE:**  
AS SHOWN

**LIQUID CAPACITY:** 56.27 GAL/IN

**LOADING DESIGN:** 8'-0" UNSATURATED SOIL

**TANK CAN BE USED AS:**  
GREASE INTERCEPTOR

**COVER:** MIX DESIGN #8 (NO FIBER)  
**TANK:** MIX DESIGN #9 (SMALL FIBER)

**CUSTOMIZED TANKS:**  
FOR CUSTOM TANKS CONTACT WIESER CONCRETE

|                     |                |                    |      |
|---------------------|----------------|--------------------|------|
| PRE-POUR:           |                | DATE:              |      |
| SCALE: 1/4" = 1'-0" | REV.           | REV.               | REV. |
| DRAWN BY: WCP       | DATE: 00/00/00 | FILE: wlp2000gi-mr |      |
| POST-POUR:          |                |                    |      |

**WIESER CONCRETE**  
W3716 US HWY 10, MAIDEN ROCK, WI 54750  
800-325-8456

WLP2000GI-MR  
SEPTIC MANUAL

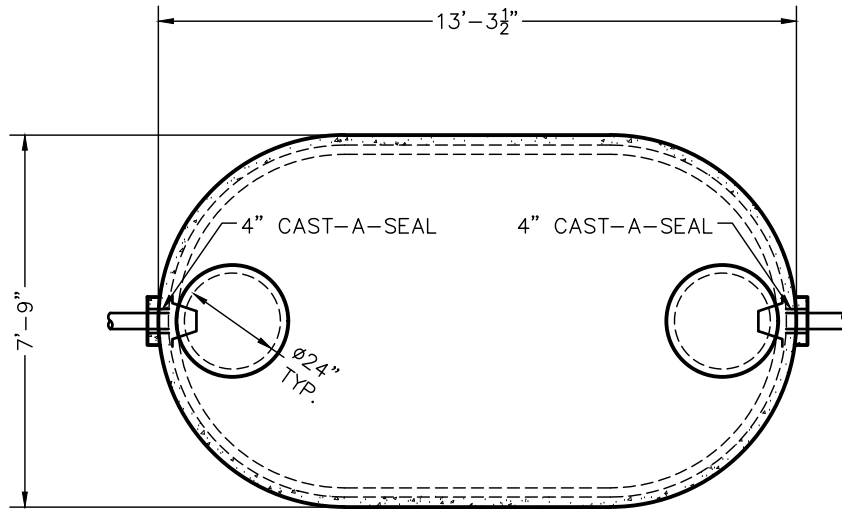
SHEET NO.  
1 OF 1

REVIEWED BY \_\_\_\_\_  
REVIEW DATE \_\_\_\_\_

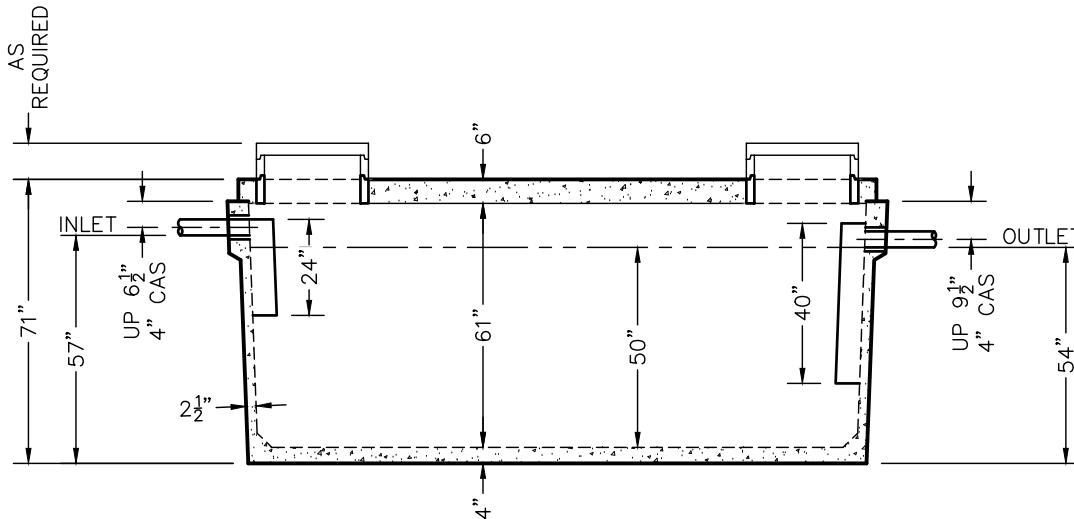
**DRAWINGS SUBMITTED  
FOR APPROVAL**

APPROVED BY: \_\_\_\_\_  
APPROVAL DATE: \_\_\_\_\_  
PRODUCTS NEEDED BY: \_\_\_\_\_

# W2500-MR GREASE INTERCEPTOR TANK SPECIFICATIONS



TOP VIEW



SIDE VIEW

**DIMENSIONS:**

- WALL: 2 1/2"
- BOTTOM: 4"
- COVER: 6"
- MANHOLE: 24" I.D. PRECAST CONCRETE RISER
- HEIGHT: 71"
- LENGTH: 13'-3 1/2"
- WIDTH: 7'-9"
- BELOW INLET: 57"
- LIQUID LEVEL: 50"
- WEIGHT: BOTTOM 10,500 LBS.  
COVER 6,340 LBS.

**INLET AND OUTLET:**  
4" CAST-A-SEAL BOOT OR EQUAL GASKET

**INLET AND OUTLET BAFFLE:**  
AS SHOWN

**LIQUID CAPACITY:** 49.46 GAL/IN

**LOADING DESIGN:** 8'-0" UNSATURATED SOIL

**TANK CAN BE USED AS:**  
GREASE INTERCEPTOR

**COVER:** MIX DESIGN #8 (NO FIBER)  
**TANK:** MIX DESIGN #9 (SMALL FIBER)

**CUSTOMIZED TANKS:**  
FOR CUSTOM TANKS CONTACT WIESER CONCRETE

|  |                |            |      |
|--|----------------|------------|------|
| PRE-POUR:                              |                | DATE:      |      |
| SCALE: 1/4" = 1'-0"                    | REV.           | REV.       | REV. |
| DRAWN BY: WCP                          | DATE: 00/00/00 | POST-POUR: |      |
| FILE: w2500gi-mr                       |                |            |      |
| <b>WIESER CONCRETE</b>                 |                |            |      |
| w3716 US HWY 10, MAIDEN ROCK, WI 54750 |                |            |      |
| 800-325-8456                           |                |            |      |
| W2500GI-MR                             | SEPTIC MANUAL  |            |      |
| SHEET NO.                              |                |            |      |
| 1 OF 1                                 |                |            |      |

REVIEWED BY \_\_\_\_\_  
REVIEW DATE \_\_\_\_\_

**DRAWINGS SUBMITTED  
FOR APPROVAL**

APPROVED BY: \_\_\_\_\_  
APPROVAL DATE: \_\_\_\_\_  
PRODUCTS NEEDED BY: \_\_\_\_\_

# W3000-MR GREASE INTERCEPTOR TANK SPECIFICATIONS

**DIMENSIONS:**

WALL: 2 1/2"  
 BOTTOM: 4"  
 COVER: 6"  
 MANHOLE: 24" I.D. PRECAST CONCRETE RISER  
 HEIGHT: 71"  
 LENGTH: 15'-6"  
 WIDTH: 7'-9"  
 BELOW INLET: 57"  
 LIQUID LEVEL: 50"  
 WEIGHT: BOTTOM 12,260 LBS.  
 COVER 8,350 LBS.

**INLET AND OUTLET:**  
 4" CAST-A-SEAL BOOT OR EQUAL GASKET

**INLET AND OUTLET BAFFLE:**  
 AS SHOWN

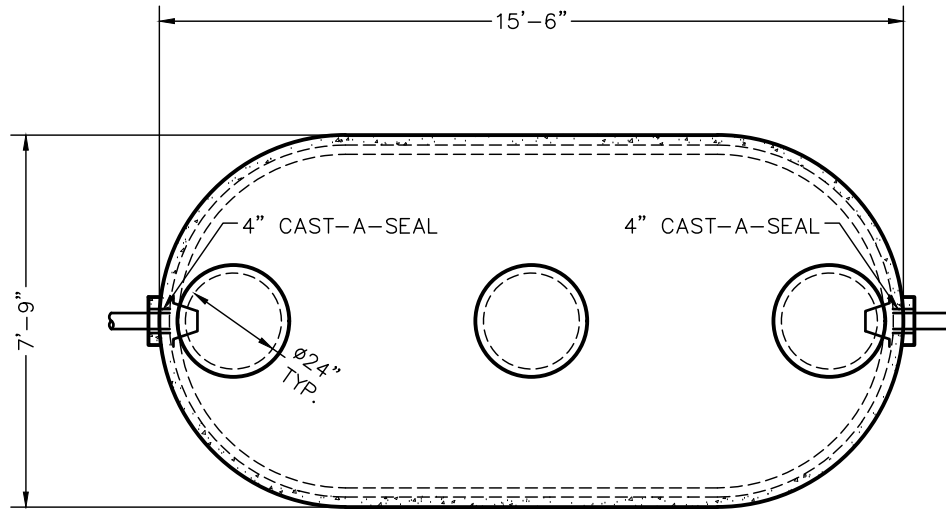
LIQUID CAPACITY: 58.94 GAL/IN

LOADING DESIGN: 8'-0" UNSATURATED SOIL

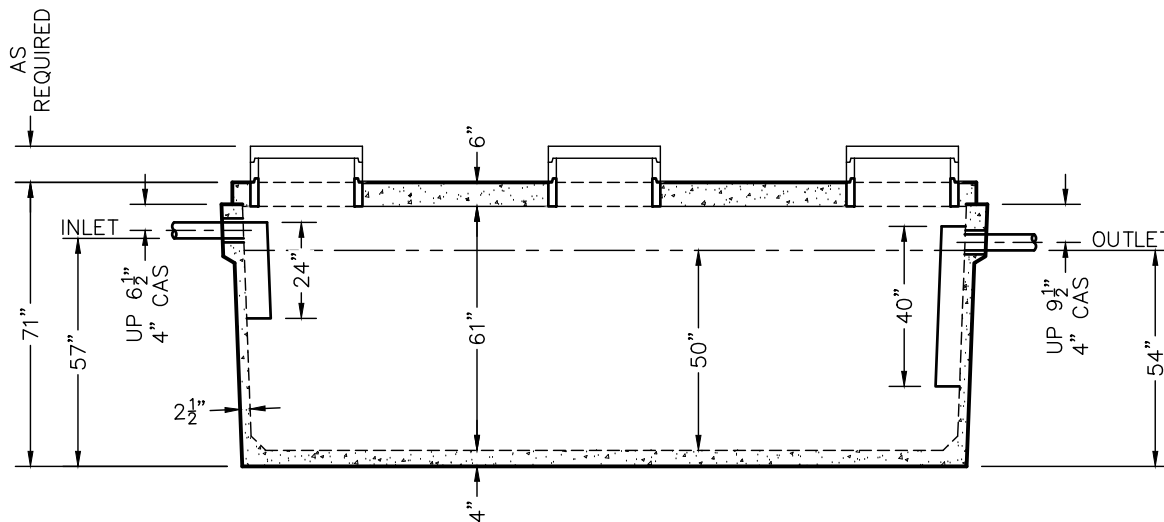
TANK CAN BE USED AS:  
 GREASE INTERCEPTOR

COVER: MIX DESIGN #8 (NO FIBER)  
 TANK: MIX DESIGN #9 (SMALL FIBER)

CUSTOMIZED TANKS:  
 FOR CUSTOM TANKS CONTACT  
 WIESER CONCRETE



TOP VIEW



SIDE VIEW

TANKS ARE MANUFACTURED TO MEET OR EXCEED ASTM C-1227 & C-1613 REQUIREMENTS

|                     |      |                |                  |
|---------------------|------|----------------|------------------|
| PRE-POUR:           |      | DATE:          |                  |
| SCALE: 1/4" = 1'-0" | REV. | DRAWN BY: WCP  | DATE: 00/00/00   |
| POST-POUR:          | REV. | DATE: 00/00/00 | FILE: w3000gi-mr |

**WIESER CONCRETE**

W3716 US HWY 10, MAIDEN ROCK, WI 54750  
 800-325-8456

W3000GI-MR  
 SEPTIC MANUAL

REVIEWED BY \_\_\_\_\_  
 REVIEW DATE \_\_\_\_\_

**DRAWINGS SUBMITTED  
FOR APPROVAL**

APPROVED BY: \_\_\_\_\_  
 APPROVAL DATE: \_\_\_\_\_  
 PRODUCTS NEEDED BY: \_\_\_\_\_

SHEET NO.  
 1  
 OF  
 1



Click on blue model# to view individual drawings.

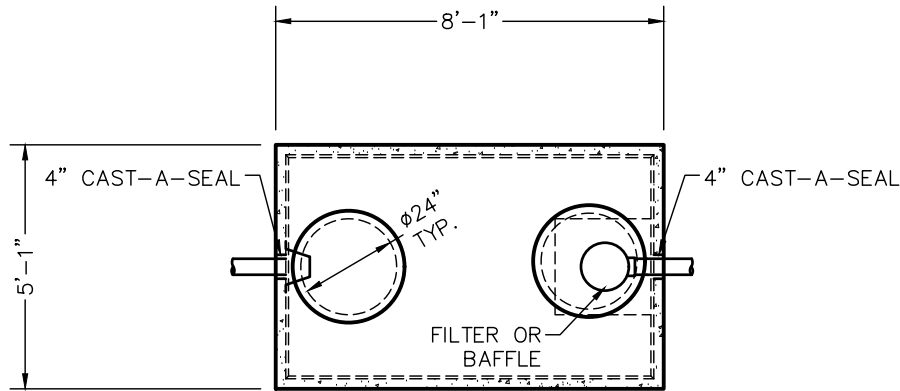
**STANDARD TANKS AT PORTAGE - FDL (NON-Traffic up to 3,000 Gallon) 800-362-7220 Rev February 2022**

| <b>MODEL #</b>                             | <b>STYLE</b>   | <b>WISCONSIN<br/>eSLA PTO No:</b> | <b>EXP. DATE</b> | <b>INLET<br/>(INCHES)</b> | <b>3 YEAR<br/>(GPD)</b> | <b>DIMENSIONS<br/>(INCHES)</b> | <b>LIQUID CAPACITY<br/>(GALLONS/INCH)</b>        |
|--|--|-----------------------------------|------------------|---------------------------|-------------------------|--------------------------------|--|
| <b>SINGLE COMPARTMENT TANKS</b>            |  |                                   |                  |                           |                         |                                |  |
| <a href="#">W320-MR</a>                    | Septic, Pump   | 20190085                          | January-25       | 46 1/2                    | 153                     | 4'-2" x 4'-2"                  | 8.00   |
| <a href="#">WLP785-FDL</a>                 | Septic, Pump, Siphon or Holding                          | 112000073                         | November-25      | 41                        | 375                     | 8'-1" x 5'-1"                  | 21.50  |
| <a href="#">W850-P</a>                     | Septic, Pump, Siphon or Holding                          | 061705828                         | June-22          | 46 1/2                    | 422                     | 8'-6" x 5'-7"                  | 21.00  |
| <a href="#">W1000-P</a>                    | Septic, Pump, Siphon or Holding                          | 061705831                         | June-22          | 46 1/2                    | 523                     | 10'-1" x 5'-7"                 | 26.00  |
| <a href="#">WLP1000-MR</a>                 | Septic, Pump, Siphon or Holding                          | 041805903                         | May-23           | 42                        | 480                     | 8'-8" x 7'-2"                  | 27.83  |
| <a href="#">WLP1250-P</a>                  | Septic, Pump, Siphon or Holding                          | 021805887                         | February-23      | 41                        | 603                     | 10'-0" x 6'-9 5/8"             | 34.98  |
| <a href="#">WLP1600-P</a>                  | Septic, Pump, Siphon or Holding                          | 022100010                         | February-26      | 41                        | 783                     | 12'-11 1/2" x 6'-9 5/8"        | 45.41  |
| <a href="#">WLP2000-P</a>                  | Septic, Pump, Siphon or Holding                          | 032000036                         | March-25         | 43                        | 970                     | 13'-8" x 8'-0"                 | 56.27  |
| <a href="#">WLP2500*</a>                   | Septic, Pump, Siphon or Holding                          | 112000074                         | November-25      | 43                        | 1197                    | 15'-3 1/4" x 8'-5 1/4"         | 69.44  |
| <a href="#">WLP3000*</a>                   | Septic, Pump, Siphon or Holding                          | 112000074                         | November-25      | 50                        | 1437                    | 15'-4" x 8'-6"                 | 69.77  |
| <b>MULTIPLE COMPARTMENT TANKS</b>          |  |                                   |                  |                           |                         |                                |  |
| <a href="#">WLP1000/500-FDL</a>            | Septic/Septic, Septic/Pump,<br>Septic/Siphon, or Holding | 032000040                         | January-25       | 42                        | 724**<br>482            | 12'-5" x 6'-6"                 | 27.18 (Septic)<br>16.67 (Pump)                   |
| <a href="#">WLP1000/600-P</a>              | Septic/Septic, Septic/Pump,<br>Septic/Siphon, or Holding | 012100009                         | January-26       | 41                        | 771<br>481              | 12'-11 1/2" x 6'-9 5/8"        | 27.88 (Septic)<br>16.83 (Pump)                   |
| <a href="#">WLP1200/800-P</a>              | Septic/Septic, Septic/Pump,<br>Septic/Siphon, or Holding | PP-012100009-<br>PTOPHTC          | January-26       | 41                        | 960<br>600              | 13'-8" x 8'-0"                 | 33.46 (Septic)<br>22.24 (Pump)                   |
| <a href="#">WLP1280/800-FDL</a>            | Septic/Septic, Septic/Pump,<br>Septic/Siphon, or Holding | 021805888                         | February-23      | 43                        | 984<br>609              | 14'-7" x 7'-0"                 | 33.44 (Septic)<br>20.60 (Pump)                   |
| <a href="#">WLP1450/950-P</a>              | Septic/Septic, Septic/Pump,<br>Septic/Siphon, or Holding | 20120236                          | June-22          | 65                        | 1181<br>716             | 12'-2 1/4" x 6'-7 1/4"         | 24.91 (Septic)<br>16.20 (Pump)                   |
| <a href="#">WLP1585/950*</a>               | Septic/Septic, Septic/Pump,<br>Septic/Siphon, or Holding | 012100009                         | January-26       | 45                        | 1213<br>758             | 15'-3 3/8" x 8'-5 3/8"         | 41.67 (Septic)<br>25.00 (Pump)                   |
| <a href="#">WLP1800/1100*</a>              | Septic/Septic, Septic/Pump,<br>Septic/Siphon, or Holding | 012100009                         | January-26       | 50                        | 1389<br>862             | 15'-4" x 8'-6"                 | 41.86 (Septic)<br>25.58 (Pump)                   |
| <a href="#">WLP1000/500-FDL<br/>TRIPLE</a> | Septic/Septic, Septic/Pump                               | N/A                               | N/A              | 42                        | N/A                     | 12'-5" x 6'-6"                 | 13.59 (Septic)<br>13.59 (Septic)<br>13.67 (Pump) |
| <a href="#">WLP1000/600-P<br/>TRIPLE</a>   | Septic/Septic, Septic/Pump                               | N/A                               | N/A              | 41                        | N/A                     | 12'-11 1/2" x 6'-9 5/8"        | 22.03 (Septic)<br>5.85 (Septic)<br>16.83 (Pump)  |
| <a href="#">WLP1280/800-FDL<br/>TRIPLE</a> | Septic/Septic, Septic/Pump                               | N/A                               | N/A              | 43                        | N/A                     | 14'-7" x 7'-0"                 | 19.96 (Septic)<br>10.68 (Septic)<br>20.60 (Pump) |
| <a href="#">W1450/950-P TRIPLE</a>         | Septic/Septic, Septic/Pump                               | N/A                               | N/A              | 65                        | N/A                     | 12'- 2 1/4" x 6'-7 1/4"        | 16.70 (Septic)<br>7.28 (Septic)<br>16.20 (Pump)  |
| <b>HOLDING TANKS</b>                       |  |                                   |                  |                           |                         |                                |  |
| <a href="#">WSLP2000 HOLDING*</a>          | Holding or Pump  | 111705858                         | December-22      | 34                        | N/A                     | 15'-4" x 8'-6"                 | 69.77  |
| <b>GREASE INTERCEPTORS</b>                 |  |                                   |                  |                           |                         |                                |  |
| <a href="#">W850-P</a>                     | Grease Interceptor                                       |                                   |                  | 46 1/2                    | N/A                     | 8'-6" x 5'-7"                  | 21.00  |
| <a href="#">W1000-P</a>                    | Grease Interceptor                                       |                                   |                  | 46 1/2                    | N/A                     | 10'-1" x 5'-7"                 | 26.00  |
| <a href="#">WLP1250-P</a>                  | Grease Interceptor                                       |                                   |                  | 41                        | N/A                     | 10'-0" x 6'-9 5/8"             | 34.98  |
| <a href="#">WLP2000-P</a>                  | Grease Interceptor                                       |                                   |                  | 41                        | N/A                     | 13'-8" x 8'-0"                 | 56.27  |
| <a href="#">WLP2500*</a>                   | Grease Interceptor                                       |                                   |                  | 43                        | N/A                     | 15'-3 1/4" x 8'-5 1/4"         | 69.44  |
| <a href="#">WLP3000*</a>                   | Grease Interceptor                                       |                                   |                  | 50                        | N/A                     | 15'-4" x 8'-6"                 | 69.77  |

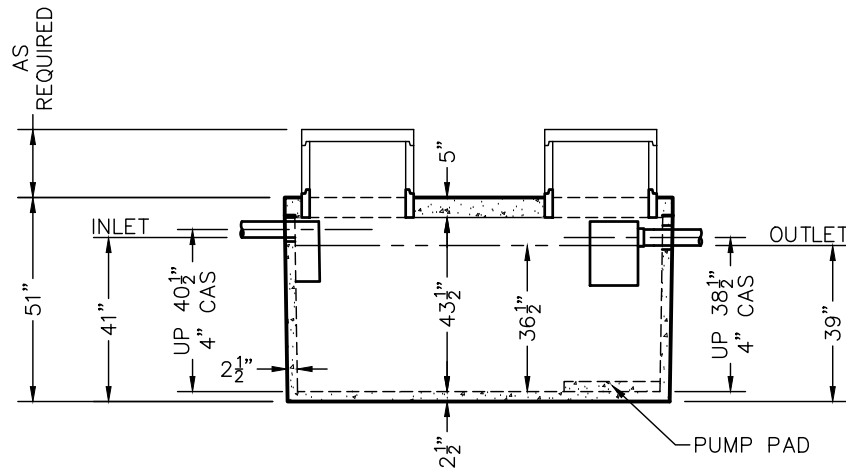
\*See the large tank section for drawings of these low profile tanks.

\*\*Top number for septic/septic, bottom number for septic/pump.

# WLP785-FDL TANK SPECIFICATIONS



TOP VIEW



SIDE VIEW

**DIMENSIONS:**

- WALL: 2 1/2"
- BOTTOM: 2 1/2"
- COVER: 5"
- MANHOLE: 24" I.D. PRECAST CONCRETE RISER
- HEIGHT: 51" O.D.
- LENGTH: 8'-1" O.D.
- WIDTH: 5'-1" O.D.
- BELOW INLET: 41" O.D.
- LIQUID LEVEL: 36 1/2"
- WEIGHT: BOTTOM 4,435 LBS.
- COVER 2,565 LBS.

**INLET AND OUTLET:**

4" CAST-A-SEAL BOOT OR EQUAL GASKET

**INLET AND OUTLET BAFFLE AND FILTER:**

WISCONSIN, SEE DETAIL #10  
(OTHER STATES SEE CHART)

LIQUID CAPACITY: 21.50 GAL/IN

**HOLDING TANK:**

OUTLET HOLE PLUGGED  
ACTUAL CAPACITY: 828 GALLONS

LOADING DESIGN: 8'-0" UNSATURATED SOIL

**TANK CAN BE USED AS:**

SEPTIC / HOLDING / PUMP OR SIPHON

COVER: MIX DESIGN #8 (NO FIBER)

TANK: MIX DESIGN #9 (SMALL FIBER)

**CUSTOMIZED TANKS:**

FOR CUSTOM TANKS CONTACT WIESER CONCRETE

REVIEWED BY \_\_\_\_\_  
REVIEW DATE \_\_\_\_\_

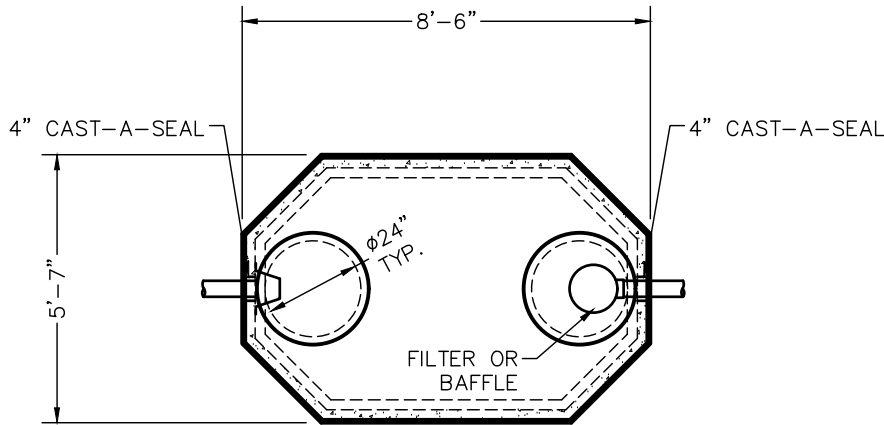
**DRAWINGS SUBMITTED  
FOR APPROVAL**

APPROVED BY: \_\_\_\_\_  
APPROVAL DATE: \_\_\_\_\_  
PRODUCTS NEEDED BY: \_\_\_\_\_

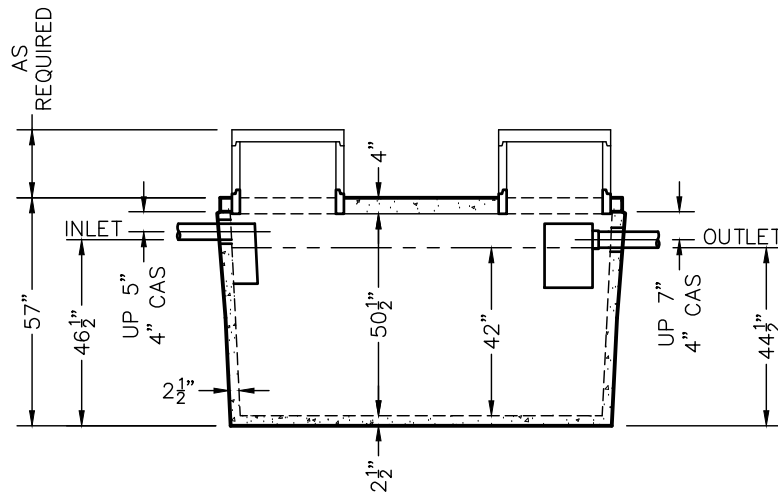
TANKS ARE MANUFACTURED TO MEET OR EXCEED ASTM C-1227 REQUIREMENTS

|  |               |                |                  |      |  |
|--|---------------|----------------|------------------|------|--|
| PRE-POUR:  |               | DATE:          |                  | REV. |  |
| SCALE: 1/4" = 1'-0"                                    | DRAWN BY: WCP | DATE: 00/00/00 | FILE: wlp785-fdl |      |  |
| <b>WIESER CONCRETE</b>                                 |               |                |                  |      |  |
| W3716 US HWY 10, MAIDEN ROCK, WI 54750<br>800-325-8456 |               |                |                  |      |  |
| WLP785-FDL   | SEPTIC MANUAL |                |                  |      |  |
| SHEET NO.<br>1 OF 1                                    |               |                |                  |      |  |

# W850-P TANK SPECIFICATIONS



TOP VIEW



SIDE VIEW

**DIMENSIONS:**

WALL: 2 1/2"  
 BOTTOM: 2 1/2"  
 COVER: 4"  
 MANHOLE: 24" I.D. PRECAST CONCRETE RISER  
 HEIGHT: 57" O.D.  
 LENGTH: 8'-6" O.D.  
 WIDTH: 5'-7" O.D.  
 BELOW INLET: 46 1/2" O.D.  
 LIQUID LEVEL: 42"  
 WEIGHT: BOTTOM 4,580 LBS.  
           COVER 2,030 LBS.

**INLET AND OUTLET:**

4" CAST-A-SEAL BOOT OR EQUAL GASKET

**INLET AND OUTLET BAFFLE AND FILTER:**

WISCONSIN, SEE DETAIL #10  
 (OTHER STATES SEE CHART)

LIQUID CAPACITY: 21.00 GAL/IN

**HOLDING TANK:**

OUTLET HOLE PLUGGED  
 ACTUAL CAPACITY: 924 GALLONS

LOADING DESIGN: 8'-0" UNSATURATED SOIL

**TANK CAN BE USED AS:**

SEPTIC / HOLDING / PUMP OR SIPHON

COVER: MIX DESIGN #8 (NO FIBER)

TANK: MIX DESIGN #10 (STRUCTURAL FIBER)

**CUSTOMIZED TANKS:**

FOR CUSTOM TANKS CONTACT WIESER CONCRETE

REVIEWED BY \_\_\_\_\_  
 REVIEW DATE \_\_\_\_\_

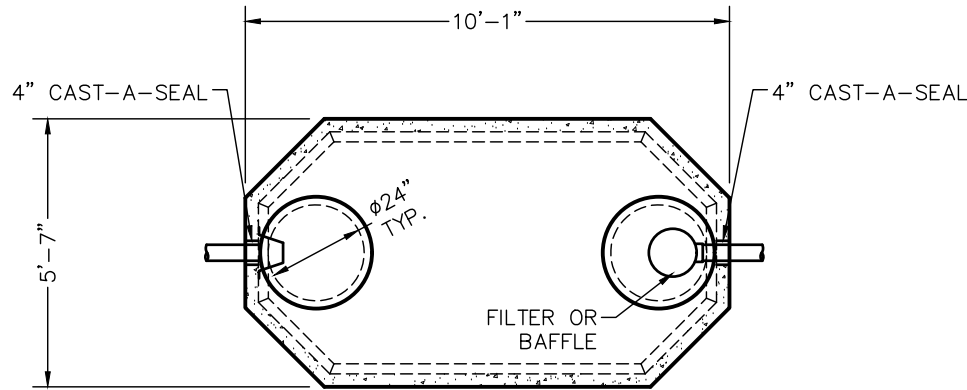
**DRAWINGS SUBMITTED  
FOR APPROVAL**

APPROVED BY: \_\_\_\_\_  
 APPROVAL DATE: \_\_\_\_\_  
 PRODUCTS NEEDED BY: \_\_\_\_\_

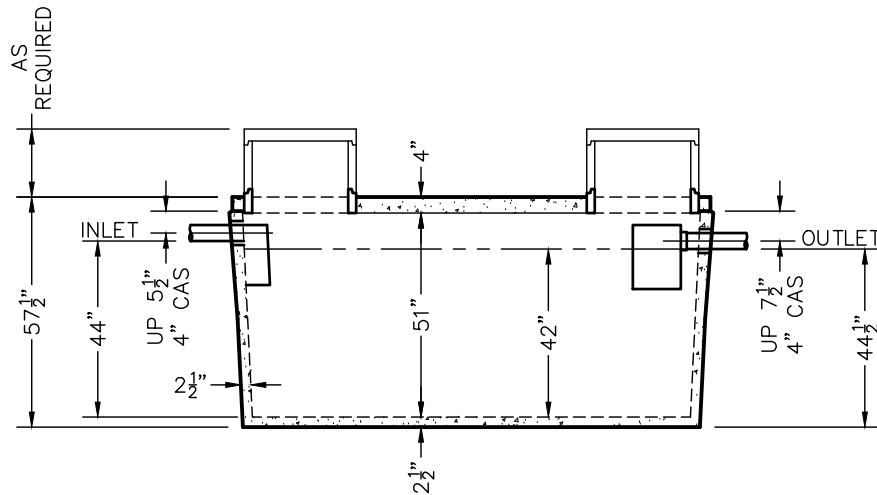
TANKS ARE MANUFACTURED TO MEET OR EXCEED ASTM C-1227 REQUIREMENTS

|  |               |                     |               |                |              |
|--|---------------|---------------------|---------------|----------------|--------------|
| PRE-POUR:  |               | DATE:               |               | REV.           |              |
| POST-POUR:   |               | SCALE: 1/4" = 1'-0" | DRAWN BY: WCP | DATE: 00/00/00 | FILE: w850-p |
| <b>WIESER CONCRETE</b>                                 |               |                     |               |                |              |
| w3716 US HWY 10, MAIDEN ROCK, WI 54750<br>800-325-8456 |               |                     |               |                |              |
| W850-P   | SEPTIC MANUAL |                     |               |                |              |
|  |               |                     |               |                | SHEET NO.    |
|  |               |                     |               |                | 1 OF 1       |

# W1000-P TANK SPECIFICATIONS



TOP VIEW



SIDE VIEW

**DIMENSIONS:**

- WALL: 2 1/2"
- BOTTOM: 2 1/2"
- COVER: 4"
- MANHOLE: 24" I.D. PRECAST CONCRETE RISER
- HEIGHT: 57 1/2" O.D.
- LENGTH: 10'-1" O.D.
- WIDTH: 5'-7" O.D.
- BELOW INLET: 44" O.D.
- LIQUID LEVEL: 42"
- WEIGHT: BOTTOM 6,155 LBS.
- COVER 2,545 LBS.

**INLET AND OUTLET:**

4" CAST-A-SEAL BOOT OR EQUAL GASKET

**INLET AND OUTLET BAFFLE AND FILTER:**

WISCONSIN, SEE DETAIL #10  
(OTHER STATES SEE CHART)

LIQUID CAPACITY: 26.00 GAL/IN

**HOLDING TANK:**

OUTLET HOLE PLUGGED  
ACTUAL CAPACITY: 1,144 GALLONS

LOADING DESIGN: 8'-0" UNSATURATED SOIL

**TANK CAN BE USED AS:**

SEPTIC / HOLDING / PUMP OR SIPHON

COVER: MIX DESIGN #8 (NO FIBER)

TANK: MIX DESIGN #10 (STRUCTURAL FIBER)

**CUSTOMIZED TANKS:**

FOR CUSTOM TANKS CONTACT WIESER CONCRETE

REVIEWED BY \_\_\_\_\_  
REVIEW DATE \_\_\_\_\_

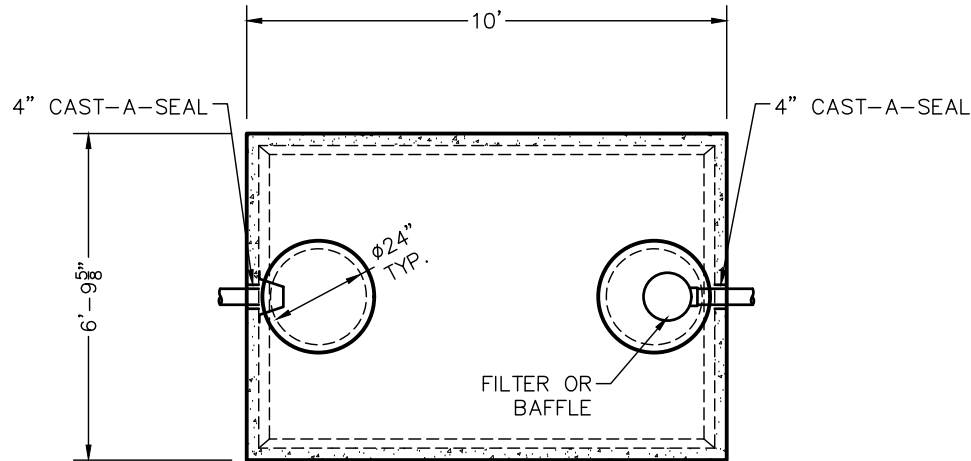
**DRAWINGS SUBMITTED  
FOR APPROVAL**

APPROVED BY: \_\_\_\_\_  
APPROVAL DATE: \_\_\_\_\_  
PRODUCTS NEEDED BY: \_\_\_\_\_

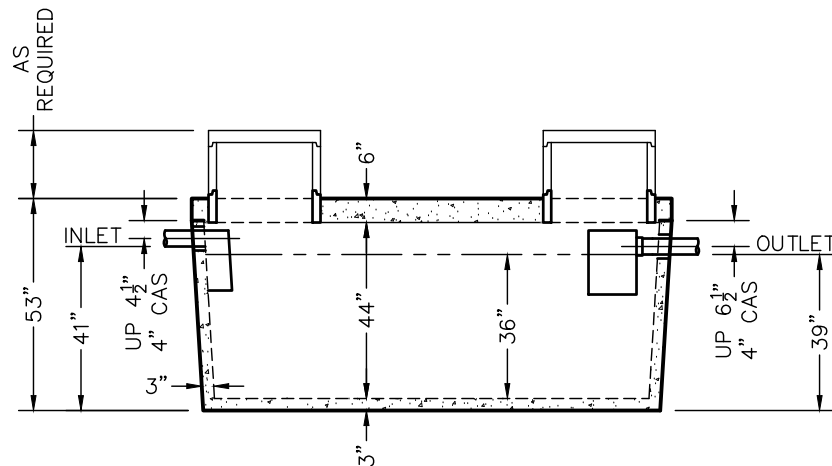
TANKS ARE MANUFACTURED TO MEET OR EXCEED ASTM C-1227 REQUIREMENTS

|  |  |                     |               |                |               |
|--|--|---------------------|---------------|----------------|---------------|
| PRE-POUR:  |  | DATE:               |               | REV.           |               |
| POST-POUR:   |  | SCALE: 1/4" = 1'-0" | DRAWN BY: WCP | DATE: 00/00/00 | FILE: w1000-p |
| <b>WIESER CONCRETE</b>                                 |  |                     |               |                |               |
| w3716 US HWY 10, MAIDEN ROCK, WI 54750<br>800-325-8456 |  |                     |               |                |               |
| W1000-P<br>SEPTIC MANUAL                               |  |                     |               |                |               |
| SHEET NO.<br>1 OF 1                                    |  |                     |               |                |               |

# WLP1250-P TANK SPECIFICATIONS



TOP VIEW



SIDE VIEW

**DIMENSIONS:**

WALL: 3"  
 BOTTOM: 3"  
 COVER: 6"  
 MANHOLE: 24" I.D. PRECAST CONCRETE RISER  
 HEIGHT: 53" O.D.  
 LENGTH: 10'-0" O.D.  
 WIDTH: 6'-9 5/8" O.D.  
 BELOW INLET: 41" O.D.  
 LIQUID LEVEL: 36"  
 WEIGHT: BOTTOM 6,778 LBS.  
           COVER 5,110 LBS.

**INLET AND OUTLET:**

4" CAST-A-SEAL BOOT OR EQUAL GASKET

**INLET AND OUTLET BAFFLE AND FILTER:**

WISCONSIN, SEE DETAIL #10  
 (OTHER STATES SEE CHART)

LIQUID CAPACITY: 34.98 GAL/IN

**HOLDING TANK:**

OUTLET HOLE PLUGGED  
 ACTUAL CAPACITY: 1,329 GALLONS

LOADING DESIGN: 8'-0" UNSATURATED SOIL

**TANK CAN BE USED AS:**

SEPTIC / HOLDING / PUMP OR SIPHON

COVER: MIX DESIGN #8 (NO FIBER)

TANK: MIX DESIGN #9 (SMALL FIBER)

**CUSTOMIZED TANKS:**

FOR CUSTOM TANKS CONTACT WIESER CONCRETE

|                     |      |               |                 |
|---------------------|------|---------------|-----------------|
| PRE-POUR:           |      | DATE:         |                 |
| SCALE: 1/4" = 1'-0" | REV. | DRAWN BY: WCP | DATE: 00/00/00  |
|                     |      | POST-POUR:    | FILE: wlp1250-p |

**WIESER CONCRETE**

W3716 US HWY 10, MAIDEN ROCK, WI 54750  
 800-325-8456

WLP1250-P  
 SEPTIC MANUAL

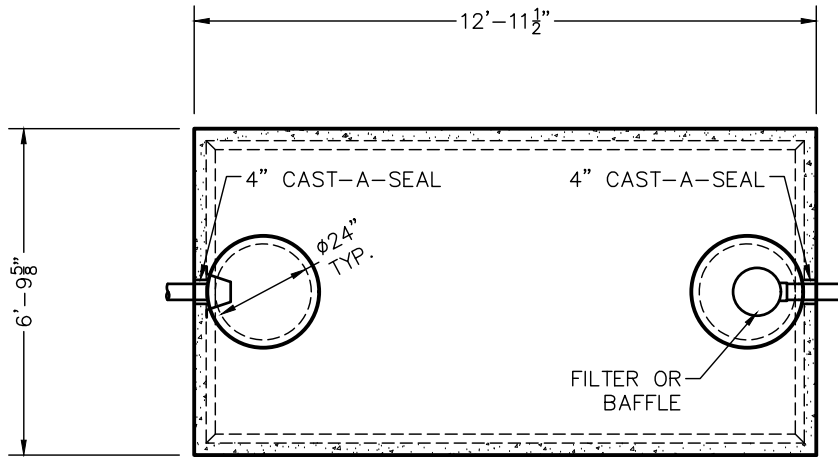
SHEET NO.  
 1 OF 1

REVIEWED BY \_\_\_\_\_  
 REVIEW DATE \_\_\_\_\_

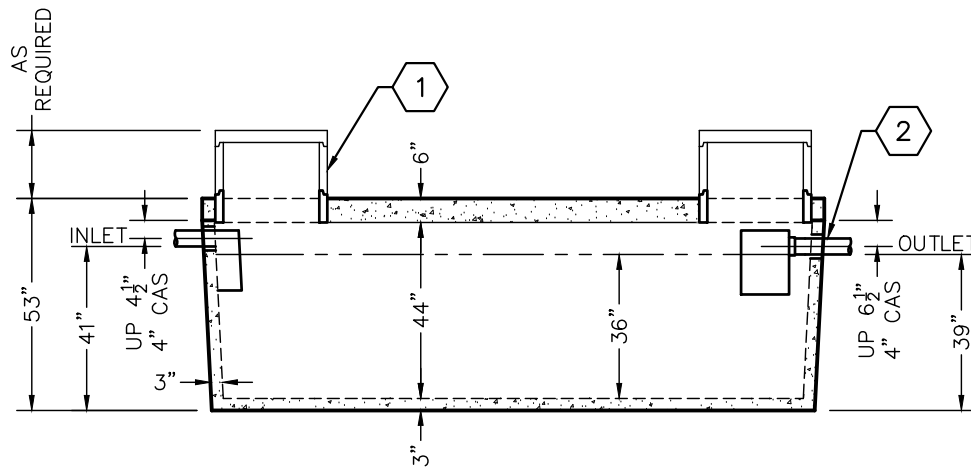
**DRAWINGS SUBMITTED  
FOR APPROVAL**

APPROVED BY: \_\_\_\_\_  
 APPROVAL DATE: \_\_\_\_\_  
 PRODUCTS NEEDED BY: \_\_\_\_\_

# WLP1600-P TANK SPECIFICATIONS



TOP VIEW



SIDE VIEW

**DIMENSIONS:**

WALL: 3"  
 BOTTOM: 3"  
 COVER: 6"  
 MANHOLE: 24" I.D. PRECAST CONCRETE RISER  
 HEIGHT: 53" O.D.  
 LENGTH: 12'-11 1/2" O.D.  
 WIDTH: 6'-9 5/8" O.D.  
 BELOW INLET: 41" O.D.  
 LIQUID LEVEL: 36"  
 WEIGHT: BOTTOM 10,035 LBS.  
           COVER 6,615 LBS.

**INLET AND OUTLET:**

4" CAST-A-SEAL BOOT OR EQUAL GASKET

**INLET AND OUTLET BAFFLE AND FILTER:**

WISCONSIN, SEE DETAIL #10  
 (OTHER STATES SEE CHART)

LIQUID CAPACITY: 45.41 GAL/IN

**HOLDING TANK:**

OUTLET HOLE PLUGGED  
 ACTUAL CAPACITY: 1,726 GALLONS

LOADING DESIGN: 8'-0" UNSATURATED SOIL

**TANK CAN BE USED AS:**

SEPTIC / HOLDING / PUMP OR SIPHON

COVER: MIX DESIGN #8 (NO FIBER)

TANK: MIX DESIGN #10 (STRUCTURAL FIBER)

**CUSTOMIZED TANKS:**

FOR CUSTOM TANKS CONTACT WIESER CONCRETE

**KEY NOTES:**

- 1 CONCRETE OR EZ-SNAP RISERS
- 2 OPTIONAL 2" OUTLET 16" UP FROM BOTTOM OF TANK

REVIEWED BY \_\_\_\_\_  
 REVIEW DATE \_\_\_\_\_

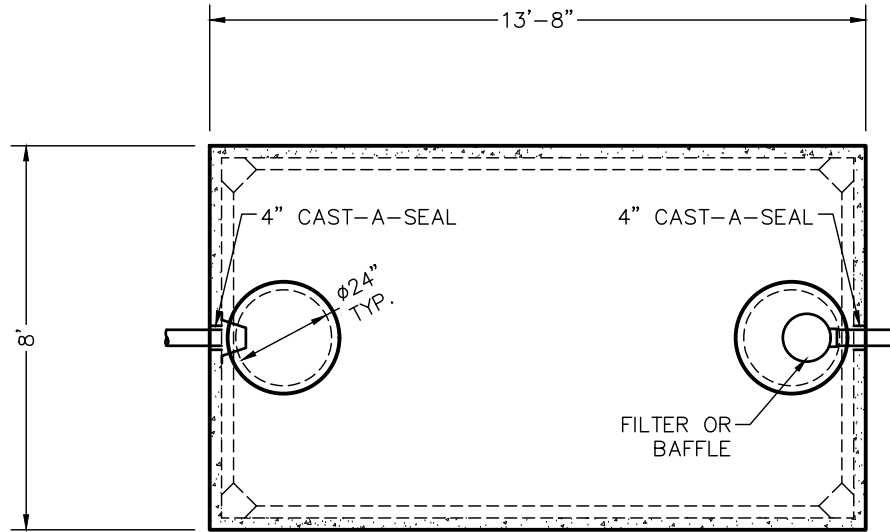
**DRAWINGS SUBMITTED  
FOR APPROVAL**

APPROVED BY: \_\_\_\_\_  
 APPROVAL DATE: \_\_\_\_\_  
 PRODUCTS NEEDED BY: \_\_\_\_\_

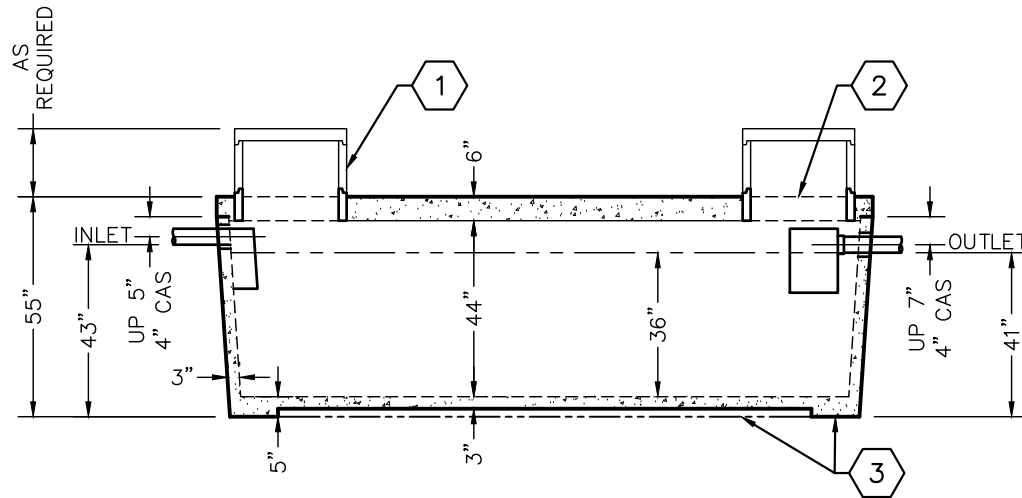
TANKS ARE MANUFACTURED TO MEET OR EXCEED ASTM C-1227 REQUIREMENTS

|                     |               |                |                 |  |  |
|---------------------|---------------|----------------|-----------------|--|--|
| PRE-POUR:           |               | DATE:          |                 | POST-POUR:   |  |
| SCALE: 1/4" = 1'-0" | DRAWN BY: WCP | DATE: 00/00/00 | FILE: wlp1600-p | <b style="font-size: 2em;">WIESER CONCRETE</b><br>W3716 US HWY 10, MAIDEN ROCK, WI 54750<br>800-325-8456 |  |
| REV.                | REV.          | REV.           | REV.            |  |  |
| 1                   | 1             | 1              | 1               |  |  |
| WLP1600-P           |               |                |                 | SEPTIC MANUAL  |  |
|                     |               |                |                 | SHEET NO.<br>1 OF 1  |  |

# WLP2000-P TANK SPECIFICATIONS



TOP VIEW



SIDE VIEW

**DIMENSIONS:**

WALL: 3"  
 BOTTOM: 3"  
 COVER: 6"  
 MANHOLE: 24" I.D. PRECAST CONCRETE RISER  
 HEIGHT: 55" O.D.  
 LENGTH: 13'-8" O.D.  
 WIDTH: 8'-0" O.D.  
 BELOW INLET: 55" O.D.  
 LIQUID LEVEL: 36"  
 WEIGHT: BOTTOM 15,295 LBS.  
           COVER 8,205 LBS.

**INLET AND OUTLET:**

4" CAST-A-SEAL BOOT OR EQUAL GASKET

**INLET AND OUTLET BAFFLE AND FILTER:**

WISCONSIN, SEE DETAIL #10  
 (OTHER STATES SEE CHART)

LIQUID CAPACITY: 56.27 GAL/IN

**HOLDING TANK:**

OUTLET HOLE PLUGGED  
 ACTUAL CAPACITY: 2,138 GALLONS

LOADING DESIGN: 8'-0" UNSATURATED SOIL

**TANK CAN BE USED AS:**

SEPTIC / HOLDING / PUMP OR SIPHON

COVER: MIX DESIGN #8 (NO FIBER)

TANK: MIX DESIGN #9 (SMALL FIBER)

**CUSTOMIZED TANKS:**

FOR CUSTOM TANKS CONTACT WIESER CONCRETE

**KEY NOTES:**

- 1 CONCRETE OR EZ-SNAP RISERS
- 2 (2 EA.) MANHOLE EACH END OR (1 EA.) MANHOLE & (1 EA.) 4" COUPLER, OPPOSITE ENDS
- 3 5" THICK FLOOR OR 3" FLOOR WITH 5" THICKENED EDGES

REVIEWED BY \_\_\_\_\_  
 REVIEW DATE \_\_\_\_\_

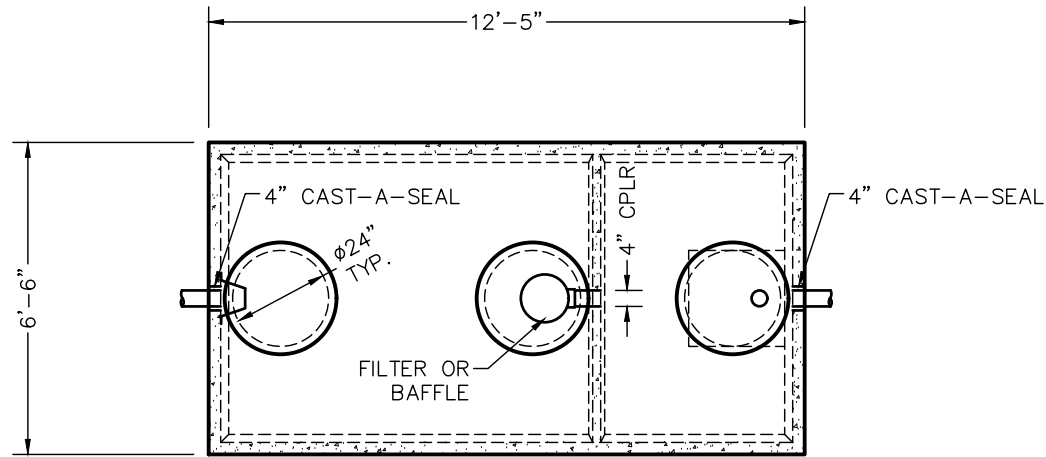
**DRAWINGS SUBMITTED  
FOR APPROVAL**

APPROVED BY: \_\_\_\_\_  
 APPROVAL DATE: \_\_\_\_\_  
 PRODUCTS NEEDED BY: \_\_\_\_\_

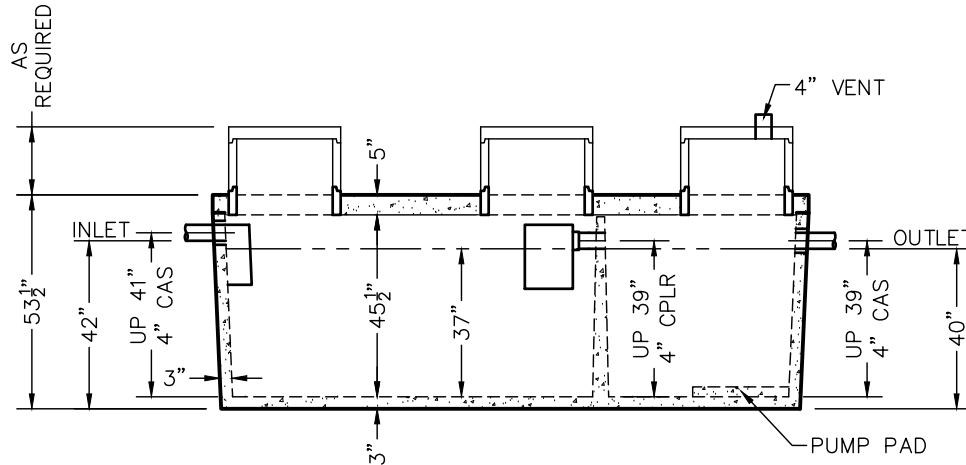
TANKS ARE MANUFACTURED TO MEET OR EXCEED ASTM C-1227 REQUIREMENTS

|                            |               |                |                 |  |  |
|----------------------------|---------------|----------------|-----------------|--|--|
| PRE-POUR:                  |               | DATE:          |                 | REV.   |  |
| SCALE: 1/4" = 1'-0"        | DRAWN BY: WCP | DATE: 00/00/00 | FILE: wlp2000-p | <b style="font-size: 2em;">WIESER CONCRETE</b><br>W3716 US HWY 10, MAIDEN ROCK, WI 54750<br>800-325-8456 |  |
|                            |               |                |                 |  |  |
| WLP2000-P<br>SEPTIC MANUAL |               |                |                 |  |  |
| SHEET NO.<br>1 OF 1        |               |                |                 |  |  |

# WLP1000/500-FDL TANK SPECIFICATIONS



TOP VIEW



SIDE VIEW

**DIMENSIONS:**

WALL: 3"  
 BOTTOM: 3"  
 COVER: 5"  
 MANHOLE: 24" I.D. PRECAST CONCRETE RISER  
 HEIGHT: 53 1/2" O.D.  
 LENGTH: 12'-5" O.D.  
 WIDTH: 6'-6" O.D.  
 BELOW INLET: 42" O.D.  
 LIQUID LEVEL: 37"  
 WEIGHT: BOTTOM 9,960 LBS.  
 COVER 5,040 LBS.

**INLET AND OUTLET:**

4" CAST-A-SEAL BOOT OR EQUAL GASKET

**INLET AND OUTLET BAFFLE AND FILTER:**

WISCONSIN, SEE DETAIL #10  
 (OTHER STATES SEE CHART)

LIQUID CAPACITY: 27.18 GAL/IN (SEPTIC)  
 13.67 GAL/IN (PUMP)

LOADING DESIGN: 8'-0" UNSATURATED SOIL

**TANK CAN BE USED AS:**

SEPTIC/SEPTIC, SEPTIC/PUMP  
 OR SEPTIC/SIPHON

COVER: MIX DESIGN #8 (NO FIBER)  
 TANK: MIX DESIGN #9 (SMALL FIBER)

**CUSTOMIZED TANKS:**

FOR CUSTOM TANKS CONTACT WIESER CONCRETE

|                       |                |            |      |
|-----------------------|----------------|------------|------|
| PRE-POUR:             |                | DATE:      |      |
| SCALE: 1/4" = 1'-0"   | REV.           | REV.       | REV. |
| DRAWN BY: WCP         | DATE: 00/00/00 | POST-POUR: |      |
| FILE: wlp1000-500 fdl |                |            |      |

**WIESER CONCRETE**

W3716 US HWY 10, MAIDEN ROCK, WI 54750  
 800-325-8456

WLP1000-500 FDL  
 SEPTIC MANUAL

REVIEWED BY \_\_\_\_\_

REVIEW DATE \_\_\_\_\_

DRAWINGS SUBMITTED  
FOR APPROVAL

APPROVED BY: \_\_\_\_\_

APPROVAL DATE: \_\_\_\_\_

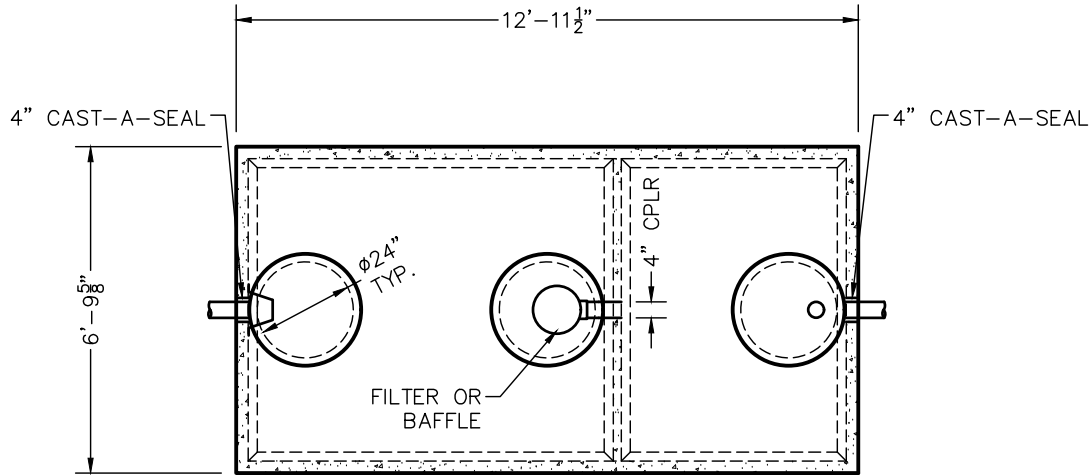
PRODUCTS NEEDED BY: \_\_\_\_\_

SHEET NO.

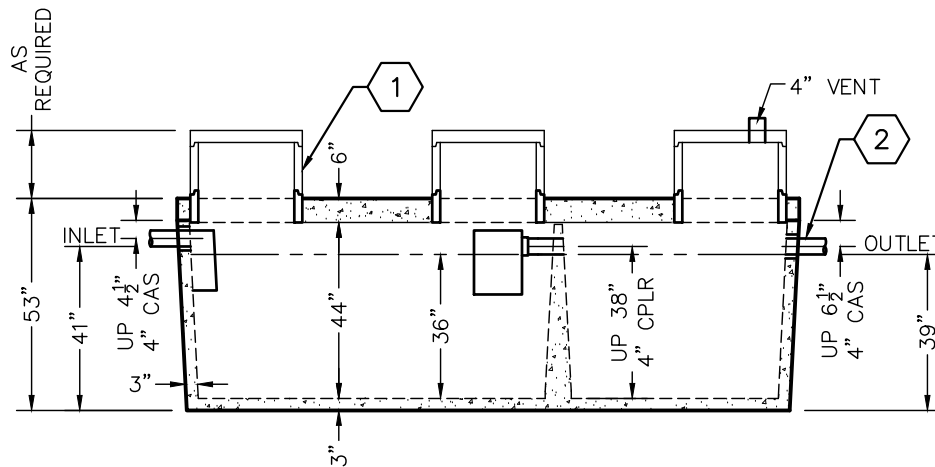
1 OF 1



# WLP1000/600-P TANK SPECIFICATIONS



TOP VIEW



SIDE VIEW

**DIMENSIONS:**

WALL: 3"  
 BOTTOM: 3"  
 COVER: 6"  
 MANHOLE: 24" I.D. PRECAST CONCRETE RISER  
 HEIGHT: 53" O.D.  
 LENGTH: 12'-11 1/2" O.D.  
 WIDTH: 6'-9 5/8" O.D.  
 BELOW INLET: 41" O.D.  
 LIQUID LEVEL: 36"  
 WEIGHT: BOTTOM 10,585 LBS.  
           COVER 6,615 LBS.

**INLET AND OUTLET:**

4" CAST-A-SEAL BOOT OR EQUAL GASKET

**INLET AND OUTLET BAFFLE AND FILTER:**

WISCONSIN, SEE DETAIL #10  
 (OTHER STATES SEE CHART)

LIQUID CAPACITY: 27.88 GAL/IN (SEPTIC)  
                       16.83 GAL/IN (PUMP)

LOADING DESIGN: 8'-0" UNSATURATED SOIL

**TANK CAN BE USED AS:**

SEPTIC/SEPTIC, SEPTIC/PUMP  
 OR SEPTIC/SIPHON

COVER: MIX DESIGN #8 (NO FIBER)

TANK: MIX DESIGN #10 (STRUCTURAL FIBER)

**CUSTOMIZED TANKS:**

FOR CUSTOM TANKS CONTACT WIESER CONCRETE

**KEY NOTES:**

- ① CONCRETE OR EZ-SNAP RISERS
- ② OPTIONAL 2" OUTLET 16" UP FROM BOTTOM OF TANK

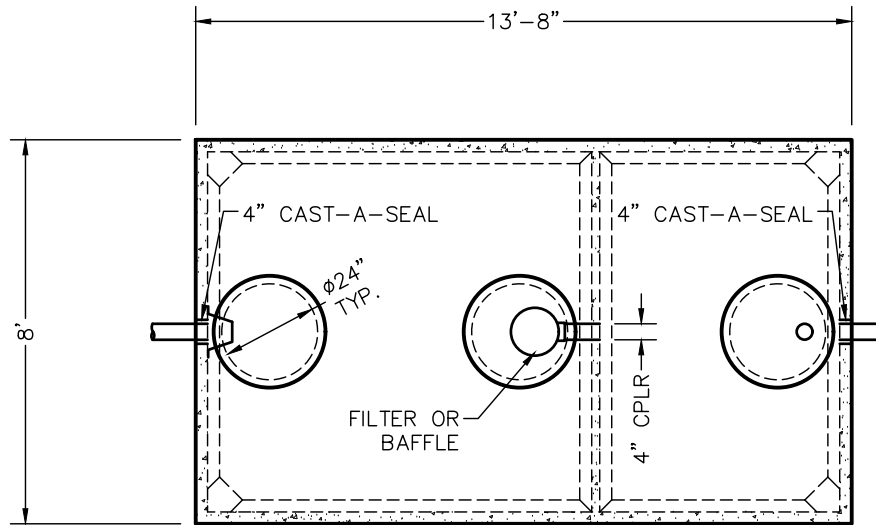
REVIEWED BY \_\_\_\_\_  
 REVIEW DATE \_\_\_\_\_

**DRAWINGS SUBMITTED  
FOR APPROVAL**

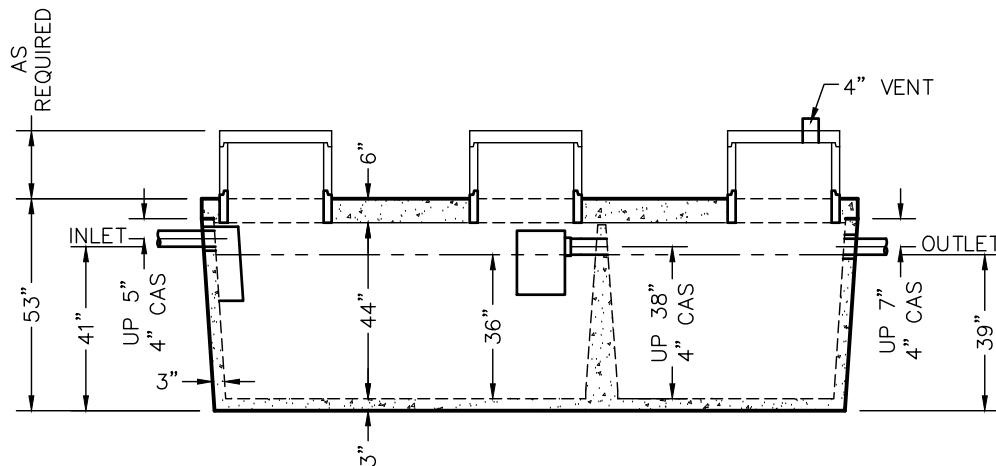
APPROVED BY: \_\_\_\_\_  
 APPROVAL DATE: \_\_\_\_\_  
 PRODUCTS NEEDED BY: \_\_\_\_\_

|  |               |                |                     |      |           |
|--|---------------|----------------|---------------------|------|-----------|
| PRE-POUR:  |               | DATE:          |                     | REV. |           |
| SCALE: 1/4" = 1'-0"                                    | DRAWN BY: WCP | DATE: 00/00/00 | FILE: wlp1000-600 p |      |           |
| <b>WIESER CONCRETE</b>                                 |               |                |                     |      |           |
| W3716 US HWY 10, MAIDEN ROCK, WI 54750<br>800-325-8456 |               |                |                     |      |           |
| WLP1000-600 P  | SEPTIC MANUAL |                |                     |      |           |
|  |               |                |                     |      | SHEET NO. |
|  |               |                |                     |      | 1 OF 1    |

# WLP1200/800-P TANK SPECIFICATIONS



TOP VIEW



SIDE VIEW

**DIMENSIONS:**

WALL: 3"  
 BOTTOM: 3"  
 COVER: 6"  
 MANHOLE: 24" I.D. PRECAST CONCRETE RISER  
 HEIGHT: 53" O.D.  
 LENGTH: 13'-8" O.D.  
 WIDTH: 8'-0" O.D.  
 BELOW INLET: 41" O.D.  
 LIQUID LEVEL: 36"  
 WEIGHT: BOTTOM 13,147 LBS.  
           COVER 8,205 LBS.

**INLET AND OUTLET:**

4" CAST-A-SEAL BOOT OR EQUAL GASKET

**INLET AND OUTLET BAFFLE AND FILTER:**

WISCONSIN, SEE DETAIL #10  
 (OTHER STATES SEE CHART)

LIQUID CAPACITY: 33.48 GAL/IN (SEPTIC)  
                       22.24 GAL/IN (PUMP)

LOADING DESIGN: 8'-0" UNSATURATED SOIL

**TANK CAN BE USED AS:**

SEPTIC/SEPTIC, SEPTIC/PUMP  
 OR SEPTIC/SIPHON

COVER: MIX DESIGN #8 (NO FIBER)

TANK: MIX DESIGN #9 (SMALL FIBER)

**CUSTOMIZED TANKS:**

FOR CUSTOM TANKS CONTACT WIESER CONCRETE

REVIEWED BY \_\_\_\_\_  
 REVIEW DATE \_\_\_\_\_

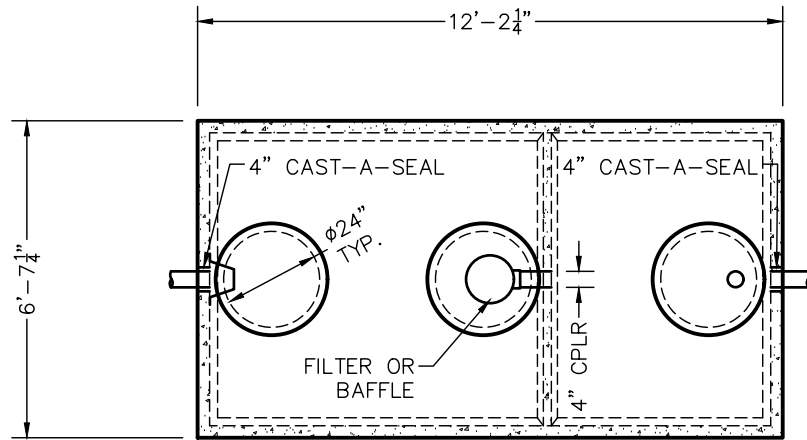
**DRAWINGS SUBMITTED  
FOR APPROVAL**

APPROVED BY: \_\_\_\_\_  
 APPROVAL DATE: \_\_\_\_\_  
 PRODUCTS NEEDED BY: \_\_\_\_\_

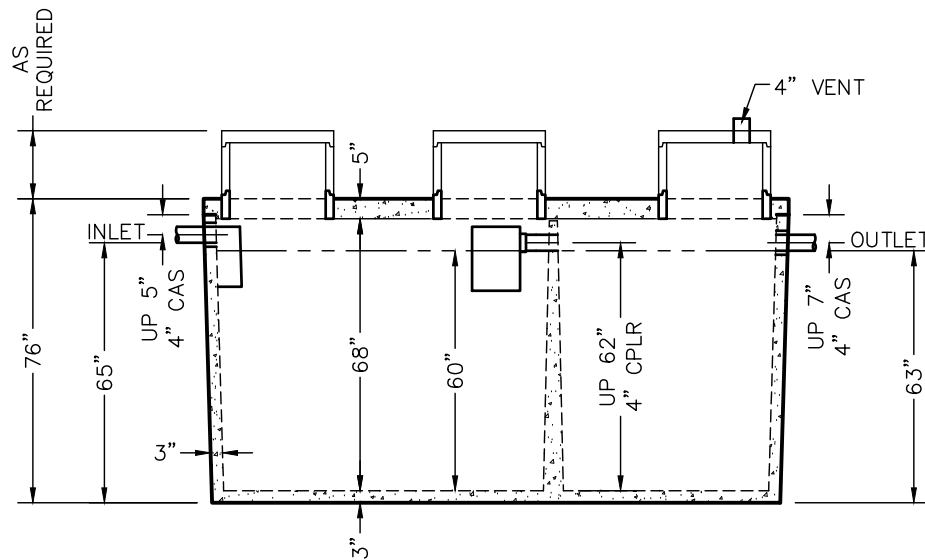
TANKS ARE MANUFACTURED TO MEET OR EXCEED ASTM C-1227 REQUIREMENTS

|  |               |                |                     |      |  |
|--|---------------|----------------|---------------------|------|--|
| PRE-POUR:  |               | DATE:          |                     | REV. |  |
| SCALE: 1/4" = 1'-0"                                    | DRAWN BY: WCP | DATE: 00/00/00 | FILE: wlp1200-800 p |      |  |
| <b>WIESER CONCRETE</b>                                 |               |                |                     |      |  |
| W3716 US HWY 10, MAIDEN ROCK, WI 54750<br>800-325-8456 |               |                |                     |      |  |
| WLP1200-800 P  |               |                | SEPTIC MANUAL       |      |  |
| SHEET NO.  |               |                |                     |      |  |
| 1 OF 1   |               |                |                     |      |  |

# W1450/950-P TANK SPECIFICATIONS



TOP VIEW



SIDE VIEW

**DIMENSIONS:**

- WALL: 3"
- BOTTOM: 3"
- COVER: 5"
- MANHOLE: 24" I.D. PRECAST CONCRETE RISER
- HEIGHT: 76" O.D.
- LENGTH: 12'-2 1/4" O.D.
- WIDTH: 6'-7 1/4" O.D.
- BELOW INLET: 65" O.D.
- LIQUID LEVEL: 60"
- WEIGHT: BOTTOM 15,060 LBS.  
COVER 5,035 LBS.

**INLET AND OUTLET:**

4" CAST-A-SEAL BOOT OR EQUAL GASKET

**INLET AND OUTLET BAFFLE AND FILTER:**

WISCONSIN, SEE DETAIL #10  
(OTHER STATES SEE CHART)

LIQUID CAPACITY: 24.91 GAL/IN (SEPTIC)  
16.20 GAL/IN (PUMP)

LOADING DESIGN: 8'-0" UNSATURATED SOIL

**TANK CAN BE USED AS:**

SEPTIC/SEPTIC, SEPTIC/PUMP  
OR SEPTIC SIPHON

COVER: MIX DESIGN #8 (NO FIBER)  
TANK: MIX DESIGN #9 (SMALL FIBER)

**CUSTOMIZED TANKS:**

FOR CUSTOM TANKS CONTACT WIESER CONCRETE

REVIEWED BY \_\_\_\_\_  
REVIEW DATE \_\_\_\_\_

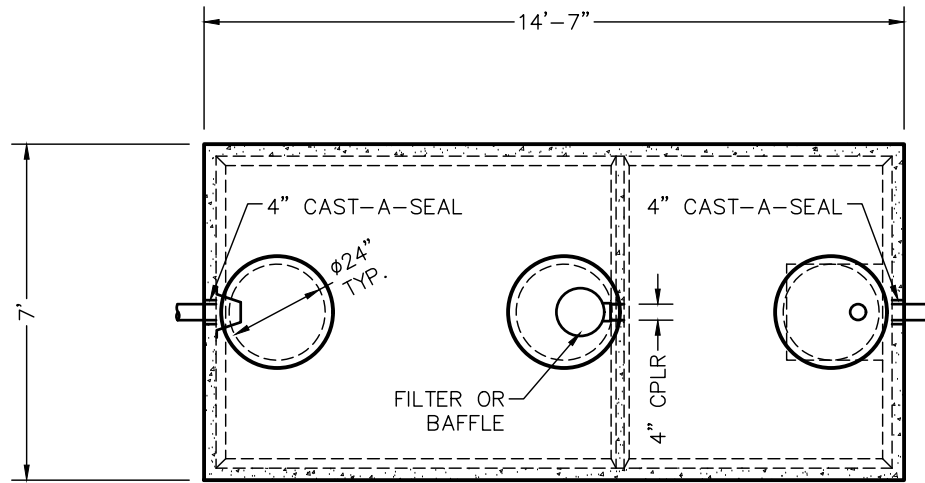
**DRAWINGS SUBMITTED  
FOR APPROVAL**

APPROVED BY: \_\_\_\_\_  
APPROVAL DATE: \_\_\_\_\_  
PRODUCTS NEEDED BY: \_\_\_\_\_

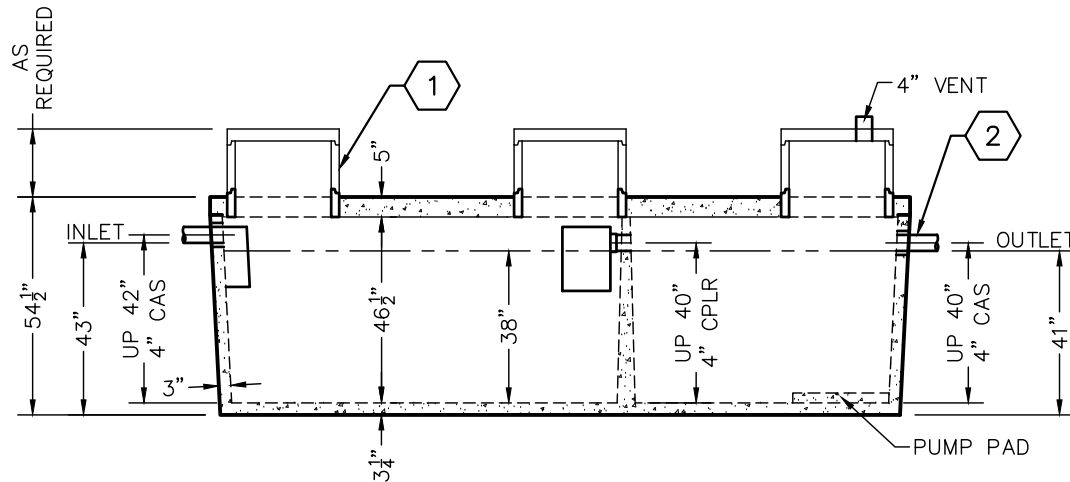
TANKS ARE MANUFACTURED TO MEET OR EXCEED ASTM C-1227 REQUIREMENTS

|  |               |                |                   |      |  |
|--|---------------|----------------|-------------------|------|--|
| PRE-POUR:  |               | DATE:          |                   | REV. |  |
| SCALE: 1/4" = 1'-0"                                    | DRAWN BY: WCP | DATE: 00/00/00 | FILE: w1450-950 P |      |  |
| <b>WIESER CONCRETE</b>                                 |               |                |                   |      |  |
| W3716 US HWY 10, MAIDEN ROCK, WI 54750<br>800-325-8456 |               |                |                   |      |  |
| W1450-950 P  | SEPTIC MANUAL |                |                   |      |  |
| SHEET NO.<br>1 OF 1                                    |               |                |                   |      |  |

# WLP1280/800-FDL TANK SPECIFICATIONS



TOP VIEW



SIDE VIEW

**DIMENSIONS:**

WALL: 3"  
 BOTTOM: 3 1/4"  
 COVER: 5"  
 MANHOLE: 24" I.D. PRECAST CONCRETE RISER  
 HEIGHT: 54 1/2" O.D.  
 LENGTH: 14'-7" O.D.  
 WIDTH: 7'-0" O.D.  
 BELOW INLET: 43" O.D.  
 LIQUID LEVEL: 38"  
 WEIGHT: BOTTOM 11,620 LBS.  
           COVER 6,380 LBS.

**INLET AND OUTLET:**

4" CAST-A-SEAL BOOT OR EQUAL GASKET

**INLET AND OUTLET BAFFLE AND FILTER:**

WISCONSIN, SEE DETAIL #10  
 (OTHER STATES SEE CHART)

LIQUID CAPACITY: 33.44 GAL/IN (SEPTIC)  
                       20.60 GAL/IN (PUMP)

LOADING DESIGN: 8'-0" UNSATURATED SOIL

**TANK CAN BE USED AS:**

SEPTIC/SEPTIC, SEPTIC/PUMP  
 OR SEPTIC/SIPHON

COVER: MIX DESIGN #8 (NO FIBER)  
 TANK: MIX DESIGN #9 (SMALL FIBER)

**CUSTOMIZED TANKS:**

FOR CUSTOM TANKS CONTACT WIESER CONCRETE

**KEY NOTES:**

- 1 CONCRETE OR EZ-SNAP RISERS
- 2 OPTIONAL 2" OUTLET 16" UP FROM BOTTOM OF TANK

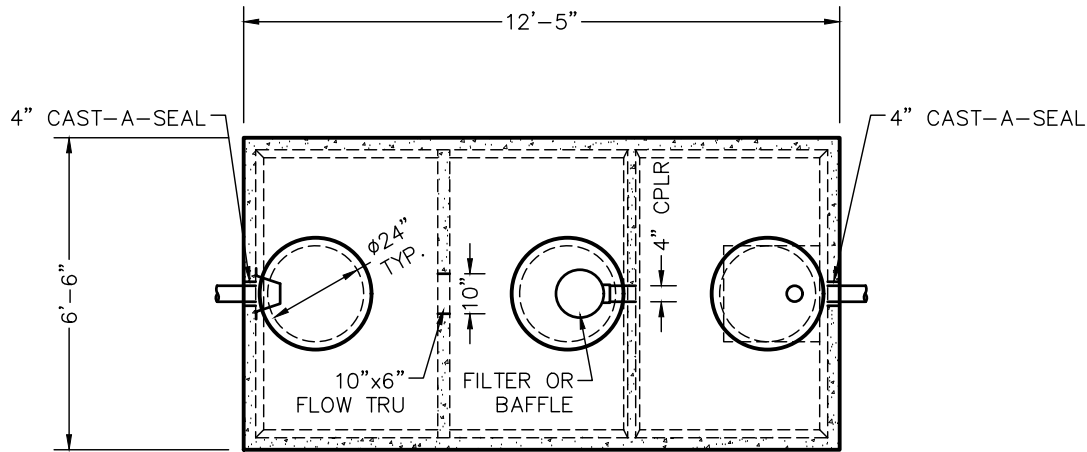
REVIEWED BY \_\_\_\_\_  
 REVIEW DATE \_\_\_\_\_

**DRAWINGS SUBMITTED  
FOR APPROVAL**

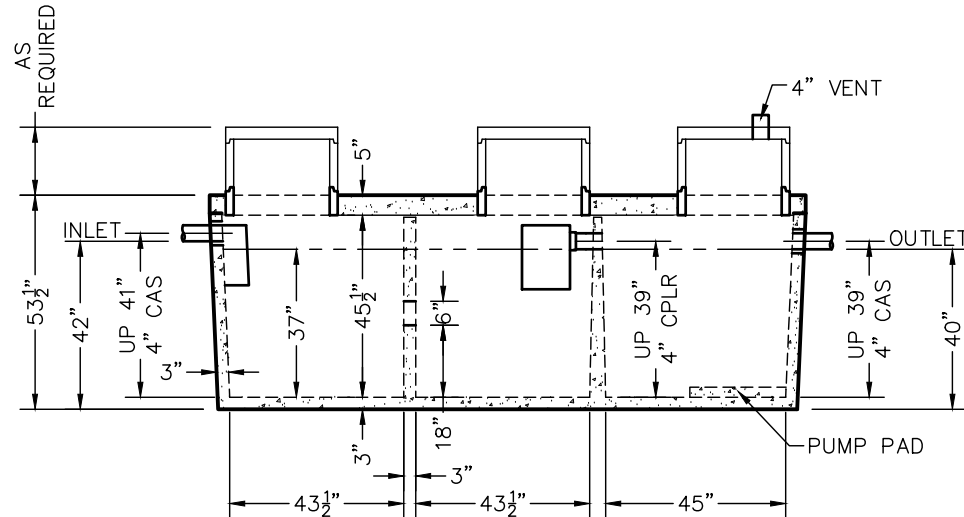
APPROVED BY: \_\_\_\_\_  
 APPROVAL DATE: \_\_\_\_\_  
 PRODUCTS NEEDED BY: \_\_\_\_\_

|  |               |                |                       |      |           |
|--|---------------|----------------|-----------------------|------|-----------|
| PRE-POUR:  |               | DATE:          |                       | REV. |           |
| SCALE: 1/4" = 1'-0"                                    | DRAWN BY: WCP | DATE: 00/00/00 | FILE: wlp1280-800 fdl |      |           |
| <b>WIESER CONCRETE</b>                                 |               |                |                       |      |           |
| W3716 US HWY 10, MAIDEN ROCK, WI 54750<br>800-325-8456 |               |                |                       |      |           |
| WLP1280-800 FDL  | SEPTIC MANUAL |                |                       |      |           |
|  |               |                |                       |      | SHEET NO. |
|  |               |                |                       |      | 1 OF 1    |

# WLP1000/500-FDL TRIPLE TANK SPECIFICATIONS



TOP VIEW



SIDE VIEW

**DIMENSIONS:**

WALL: 3"  
 BOTTOM: 3"  
 COVER: 5"  
 MANHOLE: 24" I.D. PRECAST CONCRETE RISER  
 HEIGHT: 53 1/2" O.D.  
 LENGTH: 12'-5" O.D.  
 WIDTH: 6'-6" O.D.  
 BELOW INLET: 42" O.D.  
 LIQUID LEVEL: 37"  
 WEIGHT: BOTTOM 9,960 LBS.  
           COVER 5,040 LBS.

**INLET AND OUTLET:**

4" CAST-A-SEAL BOOT OR EQUAL GASKET

**INLET AND OUTLET BAFFLE AND FILTER:**

WISCONSIN, SEE DETAIL #10  
 (OTHER STATES SEE CHART)

**LIQUID CAPACITY:**

13.59 GAL/IN (SEPTIC)  
 13.59 GAL/IN (SEPTIC)  
 13.67 GAL/IN (PUMP)

**LOADING DESIGN:** 8'-0" UNSATURATED SOIL

**TANK CAN BE USED AS:**

SEPTIC/SEPTIC, SEPTIC/PUMP  
 OR SEPTIC/SIPHON

**COVER:** MIX DESIGN #8 (NO FIBER)

**TANK:** MIX DESIGN #9 (SMALL FIBER)

**CUSTOMIZED TANKS:**

FOR CUSTOM TANKS CONTACT WIESER CONCRETE

REVIEWED BY \_\_\_\_\_  
 REVIEW DATE \_\_\_\_\_

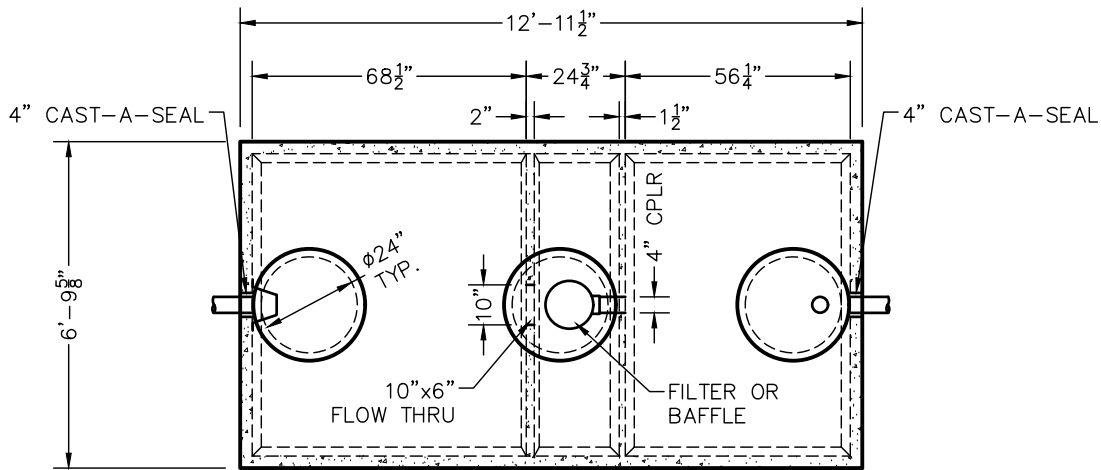
**DRAWINGS SUBMITTED  
FOR APPROVAL**

APPROVED BY: \_\_\_\_\_  
 APPROVAL DATE: \_\_\_\_\_  
 PRODUCTS NEEDED BY: \_\_\_\_\_

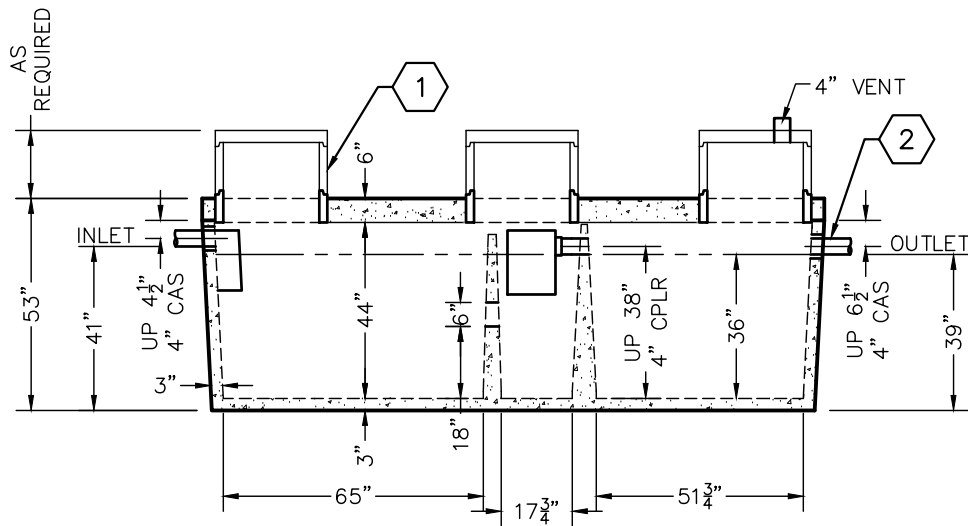
TANKS ARE MANUFACTURED TO MEET OR EXCEED ASTM C-1227 REQUIREMENTS

|  |               |                |                              |      |  |
|--|---------------|----------------|------------------------------|------|--|
| PRE-POUR:  |               | DATE:          |                              | REV. |  |
| SCALE: 1/4" = 1'-0"                                    | DRAWN BY: WCP | DATE: 00/00/00 | FILE: wlp1000-500 triple fdl |      |  |
| <b>WIESER CONCRETE</b>                                 |               |                |                              |      |  |
| W3716 US HWY 10, MAIDEN ROCK, WI 54750<br>800-325-8456 |               |                |                              |      |  |
| WLP1000-500 TRIPLE FDL<br>SEPTIC MANUAL                |               |                |                              |      |  |
| SHEET NO.<br>1 OF 1                                    |               |                |                              |      |  |

# WLP1000/600-P TRIPLE TANK SPECIFICATIONS



**TOP VIEW**



**SIDE VIEW**

**DIMENSIONS:**

- WALL: 3"
- BOTTOM: 3"
- COVER: 6"
- MANHOLE: 24" I.D. PRECAST CONCRETE RISER
- HEIGHT: 53" O.D.
- LENGTH: 12'-11 1/2" O.D.
- WIDTH: 6'-9 5/8" O.D.
- BELOW INLET: 41" O.D.
- LIQUID LEVEL: 36"
- WEIGHT: BOTTOM 10,920 LBS.
- COVER 6,280 LBS.

**INLET AND OUTLET:**

4" CAST-A-SEAL BOOT OR EQUAL GASKET

**INLET AND OUTLET BAFFLE AND FILTER:**

WISCONSIN, SEE DETAIL #10  
(OTHER STATES SEE CHART)

**LIQUID CAPACITY: 22.03 GAL/IN (SEPTIC)**

- 5.85 GAL/IN (SEPTIC)
- 16.83 GAL/IN (SEPTIC)

**LOADING DESIGN: 8'-0" UNSATURATED SOIL**

**TANK CAN BE USED AS:**

- SEPTIC/SEPTIC, SEPTIC/PUMP
- OR SEPTIC/SIPHON

COVER: MIX DESIGN #8 (NO FIBER)

TANK: MIX DESIGN #10 (STRUCTURAL FIBER)

**CUSTOMIZED TANKS:**

FOR CUSTOM TANKS CONTACT WIESER CONCRETE

**KEY NOTES:**

- 1 CONCRETE OR EZ-SNAP RISERS
- 2 OPTIONAL 2" OUTLET 16" UP FROM BOTTOM OF TANK

REVIEWED BY \_\_\_\_\_  
REVIEW DATE \_\_\_\_\_

**DRAWINGS SUBMITTED  
FOR APPROVAL**

APPROVED BY: \_\_\_\_\_  
APPROVAL DATE: \_\_\_\_\_  
PRODUCTS NEEDED BY: \_\_\_\_\_

TANKS ARE MANUFACTURED TO MEET OR EXCEED ASTM C-1227 REQUIREMENTS

|   |  |       |  |               |  |                     |                |
|---|--|-------|--|---------------|--|---------------------|----------------|
| PRE-POUR:   |  | DATE: |  | REV.          |  | SCALE: 1/4" = 1'-0" |                |
| POST-POUR:  |  |       |  |               |  | DRAWN BY: WCP       | DATE: 00/00/00 |
| <p style="text-align: center; font-size: small; margin: 0;">W3716 US HWY 10, MAIDEN ROCK, WI 54750<br/>800-325-8456</p> |  |       |  |               |  |                     |                |
| WLP1000-600 TRIPLE P  |  |       |  | SEPTIC MANUAL |  |                     |                |
|   |  |       |  |               |  | SHEET NO.           | 1              |
|   |  |       |  |               |  | OF                  | 1              |

# WLP1280/800-FDL TRIPLE TANK SPECIFICATIONS

**DIMENSIONS:**

WALL: 3"  
 BOTTOM: 3"  
 COVER: 5"  
 MANHOLE: 24" I.D. PRECAST CONCRETE RISER  
 HEIGHT: 54 1/2" O.D.  
 LENGTH: 14'-7" O.D.  
 WIDTH: 7'-0" O.D.  
 BELOW INLET: 43" O.D.  
 LIQUID LEVEL: 38"  
 WEIGHT: BOTTOM 11,620 LBS.  
 COVER 6,380 LBS.

**INLET AND OUTLET:**  
 4" CAST-A-SEAL BOOT OR EQUAL GASKET

**INLET AND OUTLET Baffle and Filter:**  
 WISCONSIN, SEE DETAIL #10  
 (OTHER STATES SEE CHART)

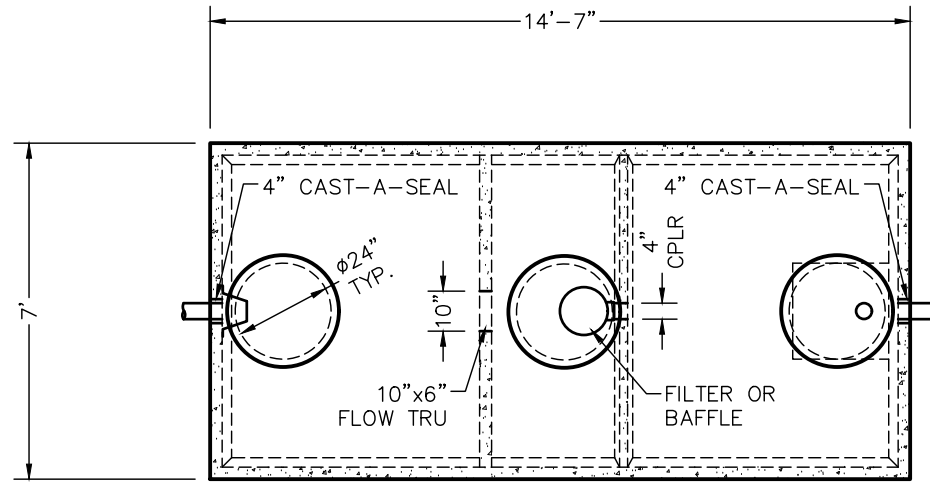
**LIQUID CAPACITY:** 21.52 GAL/IN (SEPTIC)  
 10.68 GAL/IN (SEPTIC)  
 20.60 GAL/IN (SEPTIC)

**LOADING DESIGN:** 8'-0" UNSATURATED SOIL

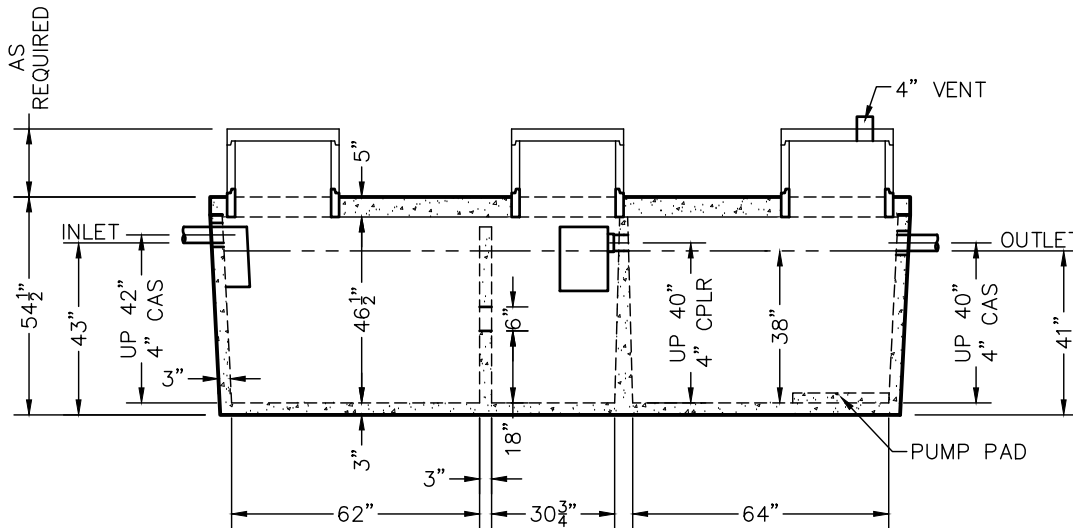
**TANK CAN BE USED AS:**  
 SEPTIC/SEPTIC, SEPTIC/PUMP  
 OR SEPTIC/SIPHON

**COVER:** MIX DESIGN #8 (NO FIBER)  
**TANK:** MIX DESIGN #9 (SMALL FIBER)

**CUSTOMIZED TANKS:**  
 FOR CUSTOM TANKS CONTACT WIESER CONCRETE



TOP VIEW



SIDE VIEW

TANKS ARE MANUFACTURED TO MEET OR EXCEED ASTM C-1227 REQUIREMENTS

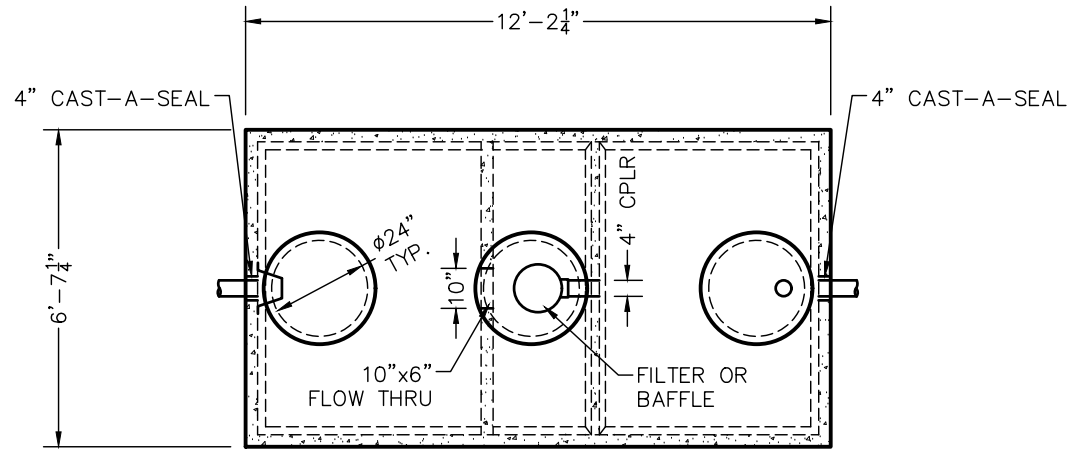
REVIEWED BY \_\_\_\_\_  
 REVIEW DATE \_\_\_\_\_

**DRAWINGS SUBMITTED  
FOR APPROVAL**

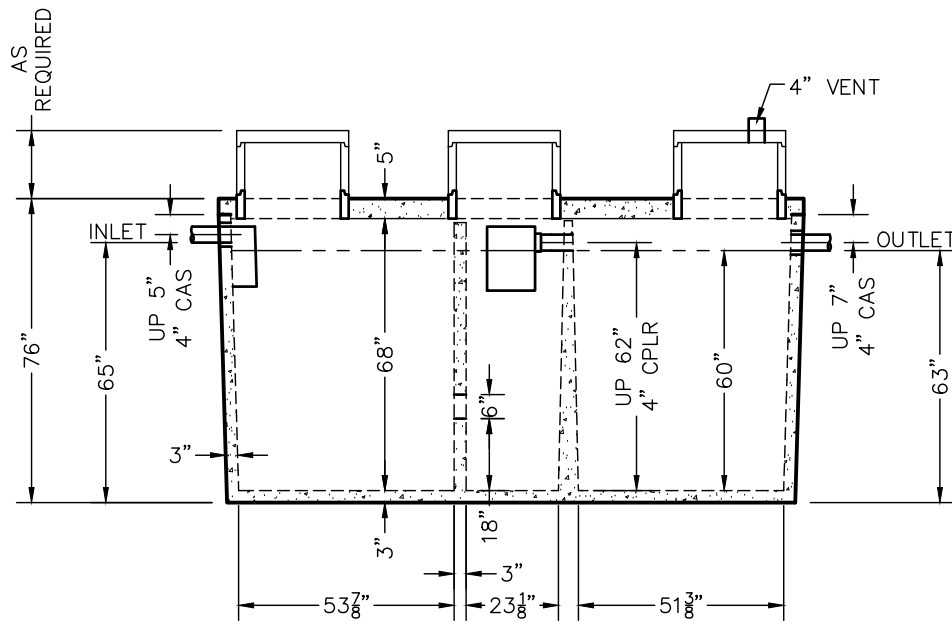
APPROVED BY: \_\_\_\_\_  
 APPROVAL DATE: \_\_\_\_\_  
 PRODUCTS NEEDED BY: \_\_\_\_\_

|  |               |                |                              |      |  |
|--|---------------|----------------|------------------------------|------|--|
| PRE-POUR:  |               | DATE:          |                              | REV. |  |
| SCALE: 1/4" = 1'-0"                                    | DRAWN BY: WCP | DATE: 00/00/00 | FILE: wlp1280-800 triple fdl |      |  |
| <b>WIESER CONCRETE</b>                                 |               |                |                              |      |  |
| W3716 US HWY 10, MAIDEN ROCK, WI 54750<br>800-325-8456 |               |                |                              |      |  |
| WLP1280-800 TRIPLE FDL<br>SEPTIC MANUAL                |               |                |                              |      |  |
| SHEET NO.<br>1 OF 1                                    |               |                |                              |      |  |

# W1450/950-P TRIPLE TANK SPECIFICATIONS



TOP VIEW



SIDE VIEW

**DIMENSIONS:**  
 WALL: 3"  
 BOTTOM: 3"  
 COVER: 5"  
 MANHOLE: 24" I.D. PRECAST CONCRETE RISER  
 HEIGHT: 76" O.D.  
 LENGTH: 12'-2 1/4" O.D.  
 WIDTH: 6'-7 1/4" O.D.  
 BELOW INLET: 65" O.D.  
 LIQUID LEVEL: 60"  
 WEIGHT: BOTTOM 15,060 LBS.  
 COVER 5,035 LBS.

**INLET AND OUTLET:**  
 4" CAST-A-SEAL BOOT OR EQUAL GASKET

**INLET AND OUTLET BAFFLE AND FILTER:**  
 WISCONSIN, SEE DETAIL #10  
 (OTHER STATES SEE CHART)

**LIQUID CAPACITY:** 16.70 GAL/IN (SEPTIC)  
 7.28 GAL/IN (SEPTIC)  
 16.20 GAL/IN (PUMP)

**LOADING DESIGN:** 8'-0" UNSATURATED SOIL

**TANK CAN BE USED AS:**  
 SEPTIC/SEPTIC, SEPTIC/PUMP  
 OR SEPTIC/SIPHON

**COVER:** MIX DESIGN #8 (NO FIBER)  
**TANK:** MIX DESIGN #9 (SMALL FIBER)

**CUSTOMIZED TANKS:**  
 FOR CUSTOM TANKS CONTACT WIESER CONCRETE

REVIEWED BY \_\_\_\_\_  
 REVIEW DATE \_\_\_\_\_

**DRAWINGS SUBMITTED FOR APPROVAL**

APPROVED BY: \_\_\_\_\_  
 APPROVAL DATE: \_\_\_\_\_  
 PRODUCTS NEEDED BY: \_\_\_\_\_

|            |       |      |                          |
|------------|-------|------|--------------------------|
| PRE-POUR:  | DATE: | REV. | SCALE: 1/4" = 1'-0"      |
| POST-POUR: |       |      | DRAWN BY: WCP            |
|            |       |      | DATE: 00/00/00           |
|            |       |      | FILE: w1450-950 triple p |

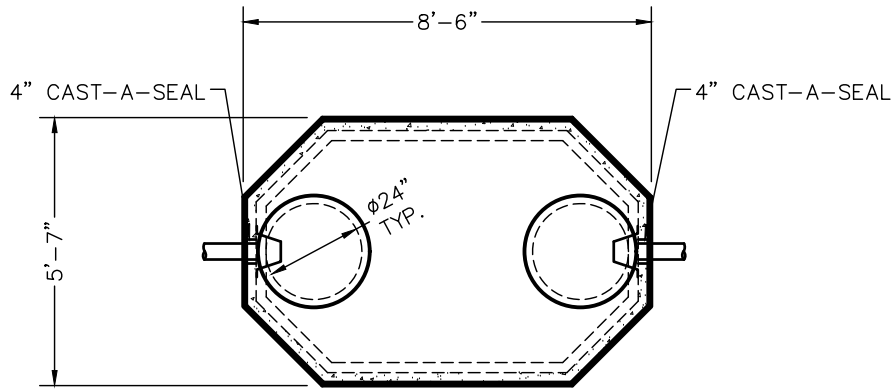
**WIESER CONCRETE**  
 W3716 US HWY 10, MAIDEN ROCK, WI 54750  
 800-325-8456

W1450-950 TRIPLE P  
 SEPTIC MANUAL

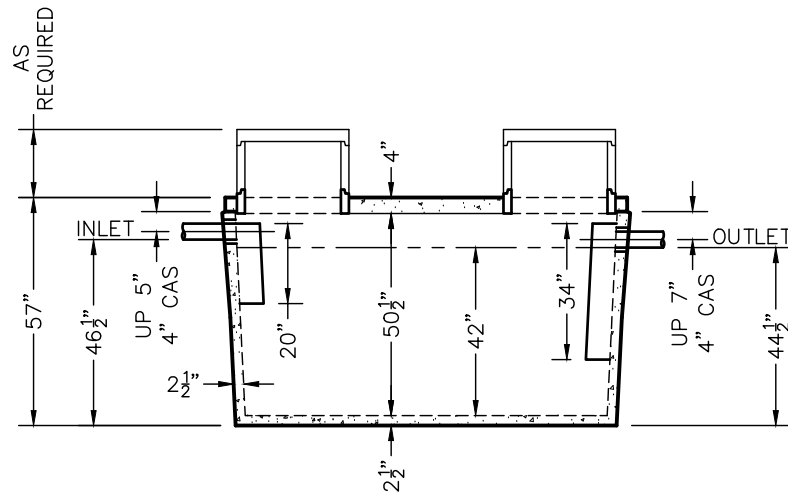
SHEET NO.  
 1 OF 1



# W850-P GREASE INTERCEPTOR TANK SPECIFICATIONS



TOP VIEW



SIDE VIEW

**DIMENSIONS:**

- WALL: 2 1/2"
- BOTTOM: 2 1/2"
- COVER: 4"
- MANHOLE: 24" I.D. PRECAST CONCRETE RISER
- HEIGHT: 57" O.D.
- LENGTH: 8'-6" O.D.
- WIDTH: 5'-7" O.D.
- BELOW INLET: 46 1/2" O.D.
- LIQUID LEVEL: 42"
- WEIGHT: BOTTOM 4,580 LBS.  
COVER 2,030 LBS.

**INLET AND OUTLET:**  
4" CAST-A-SEAL BOOT OR EQUAL GASKET

**INLET AND OUTLET BAFFLES:**  
AS SHOWN

**LIQUID CAPACITY:** 21.00 GAL/IN

**LOADING DESIGN:** 8'-0" UNSATURATED SOIL

**TANK CAN BE USED AS:**  
GREASE INTERCEPTOR

**COVER:** MIX DESIGN #8 (NO FIBER)  
**TANK:** MIX DESIGN #10 (STRUCTURAL FIBER)

**CUSTOMIZED TANKS:**  
FOR CUSTOM TANKS CONTACT WIESER CONCRETE

|                     |                |            |      |
|---------------------|----------------|------------|------|
| PRE-POUR:           |                | DATE:      |      |
| SCALE: 1/4" = 1'-0" | REV.           | REV.       | REV. |
| DRAWN BY: WCP       | DATE: 00/00/00 | POST-POUR: |      |
| FILE: w850gi-p      |                |            |      |

**WIESER CONCRETE**  
W3716 US HWY 10, MAIDEN ROCK, WI 54750  
800-325-8456

W850GI-P  
SEPTIC MANUAL

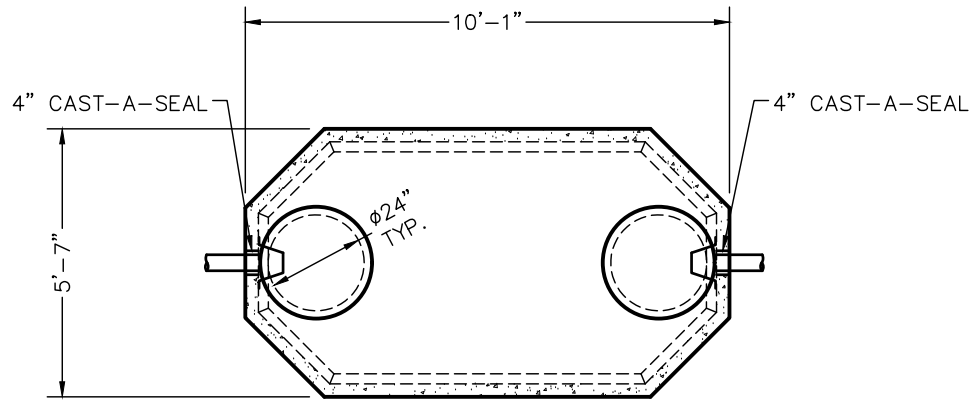
SHEET NO.  
1 OF 1

REVIEWED BY \_\_\_\_\_  
REVIEW DATE \_\_\_\_\_

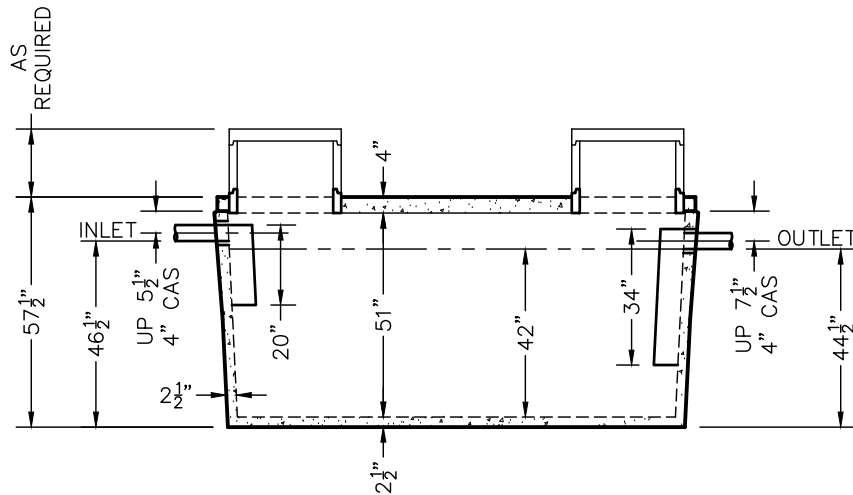
**DRAWINGS SUBMITTED  
FOR APPROVAL**

APPROVED BY: \_\_\_\_\_  
APPROVAL DATE: \_\_\_\_\_  
PRODUCTS NEEDED BY: \_\_\_\_\_

# W1000-P GREASE INTERCEPTOR TANK SPECIFICATIONS



TOP VIEW



SIDE VIEW

**DIMENSIONS:**

- WALL: 2 1/2"
- BOTTOM: 2 1/2"
- COVER: 4"
- MANHOLE: 24" I.D. PRECAST CONCRETE RISER
- HEIGHT: 57 1/2" O.D.
- LENGTH: 10'-1" O.D.
- WIDTH: 5'-7" O.D.
- BELOW INLET: 46 1/2" O.D.
- LIQUID LEVEL: 42"
- WEIGHT: BOTTOM 6,155 LBS.  
COVER 2,545 LBS.

INLET AND OUTLET:  
4" CAST-A-SEAL BOOT OR EQUAL GASKET

INLET AND OUTLET BAFFLES:  
AS SHOWN

LIQUID CAPACITY: 26.00 GAL/IN

LOADING DESIGN: 8'-0" UNSATURATED SOIL

TANK CAN BE USED AS:  
GREASE INTERCEPTOR

COVER: MIX DESIGN #8 (NO FIBER)  
TANK: MIX DESIGN #10 (STRUCTURAL FIBER)

CUSTOMIZED TANKS:  
FOR CUSTOM TANKS CONTACT WIESER CONCRETE

TANKS ARE MANUFACTURED TO MEET OR EXCEED ASTM C-1227 & C-1613 REQUIREMENTS

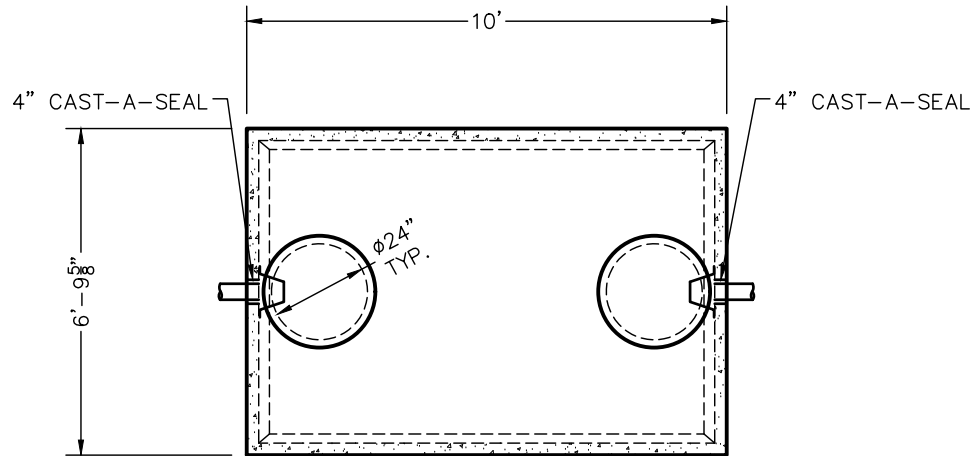
REVIEWED BY \_\_\_\_\_  
REVIEW DATE \_\_\_\_\_

**DRAWINGS SUBMITTED  
FOR APPROVAL**

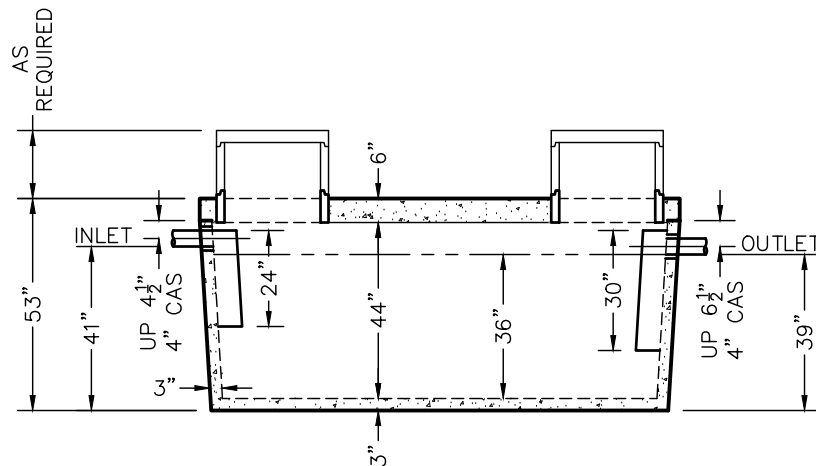
APPROVED BY: \_\_\_\_\_  
APPROVAL DATE: \_\_\_\_\_  
PRODUCTS NEEDED BY: \_\_\_\_\_

|  |       |      |                     |               |                |                 |
|--|-------|------|---------------------|---------------|----------------|-----------------|
| PRE-POUR:  | DATE: | REV. | SCALE: 1/4" = 1'-0" | DRAWN BY: WCP | DATE: 00/00/00 | FILE: w1000gi-p |
| POST-POUR:   |       |      |                     |               |                |                 |
| <b>WIESER CONCRETE</b>                                 |       |      |                     |               |                |                 |
| W3716 US HWY 10, MAIDEN ROCK, WI 54750<br>800-325-8456 |       |      |                     |               |                |                 |
| W1000GI-P<br>SEPTIC MANUAL                             |       |      |                     |               |                |                 |
| SHEET NO.<br>1 OF 1                                    |       |      |                     |               |                |                 |

# WLP1250-P GREASE INTERCEPTOR TANK SPECIFICATIONS



TOP VIEW



SIDE VIEW

**DIMENSIONS:**

WALL: 3"  
 BOTTOM: 3"  
 COVER: 6"  
 MANHOLE: 24" I.D. PRECAST CONCRETE RISER  
 HEIGHT: 53" O.D.  
 LENGTH: 10'-0" O.D.  
 WIDTH: 6'-9 5/8" O.D.  
 BELOW INLET: 41" O.D.  
 LIQUID LEVEL: 36"  
 WEIGHT: BOTTOM 6,778 LBS.  
           COVER 5,110 LBS.

**INLET AND OUTLET:**  
 4" CAST-A-SEAL BOOT OR EQUAL GASKET

**INLET AND OUTLET Baffles:**  
 AS SHOWN

**LIQUID CAPACITY:** 34.98 GAL/IN

**LOADING DESIGN:** 8'-0" UNSATURATED SOIL

**TANK CAN BE USED AS:**  
 GREASE INTERCEPTOR

**COVER:** MIX DESIGN #8 (NO FIBER)  
**TANK:** MIX DESIGN #9 (SMALL FIBER)

**CUSTOMIZED TANKS:**  
 FOR CUSTOM TANKS CONTACT WIESER CONCRETE

|   |  |                     |               |                |                   |
|---|--|---------------------|---------------|----------------|-------------------|
| PRE-POUR:   |  | DATE:               |               | REV.           |                   |
| POST-POUR:  |  | SCALE: 1/4" = 1'-0" | DRAWN BY: WCP | DATE: 00/00/00 | FILE: wlp1250gi-p |
| <b>WIESER CONCRETE</b>  |  |                     |               |                |                   |
| W3716 US HWY 10, MAIDEN ROCK, WI 54750<br>800-325-8456                  |  |                     |               |                |                   |
| WLP1250GI-P   |  |                     | SEPTIC MANUAL |                |                   |
| DRAWINGS SUBMITTED FOR APPROVAL   |  |                     |               |                |                   |
| APPROVED BY: _____<br>APPROVAL DATE: _____<br>PRODUCTS NEEDED BY: _____ |  |                     |               |                |                   |
| SHEET NO.   |  |                     |               |                | 1                 |
| OF  |  |                     |               |                | 1                 |

# WLP2000-P GREASE INTERCEPTOR TANK SPECIFICATIONS

**DIMENSIONS:**

WALL: 3"  
 BOTTOM: 3"  
 COVER: 6"  
 MANHOLE: 24" I.D. PRECAST CONCRETE RISER  
 HEIGHT: 53" O.D.  
 LENGTH: 13'-8" O.D.  
 WIDTH: 8'-0" O.D.  
 BELOW INLET: 41" O.D.  
 LIQUID LEVEL: 36"  
 WEIGHT: BOTTOM 15,295 LBS.  
           COVER 8,205 LBS.

**INLET AND OUTLET:**  
 4" CAST-A-SEAL BOOT OR EQUAL GASKET

**INLET AND OUTLET BAFFLES:**  
 AS SHOWN

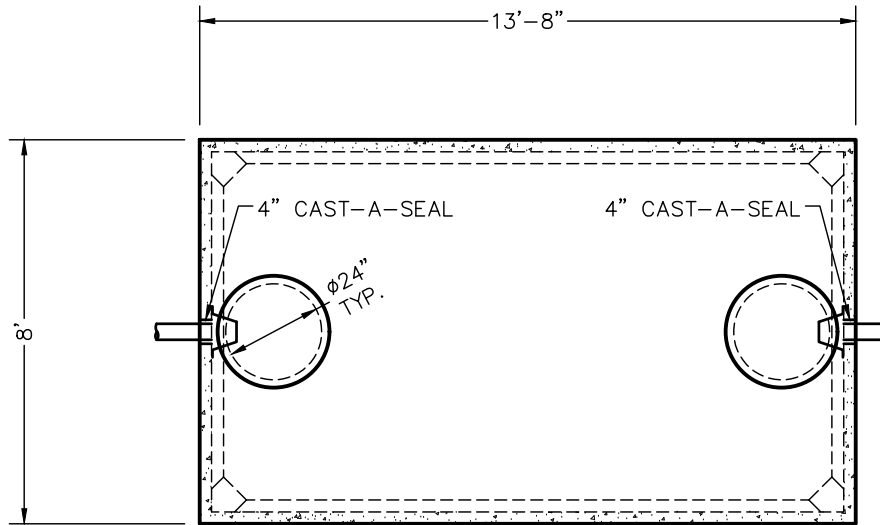
**LIQUID CAPACITY:** 56.27 GAL/IN

**LOADING DESIGN:** 8'-0" UNSATURATED SOIL

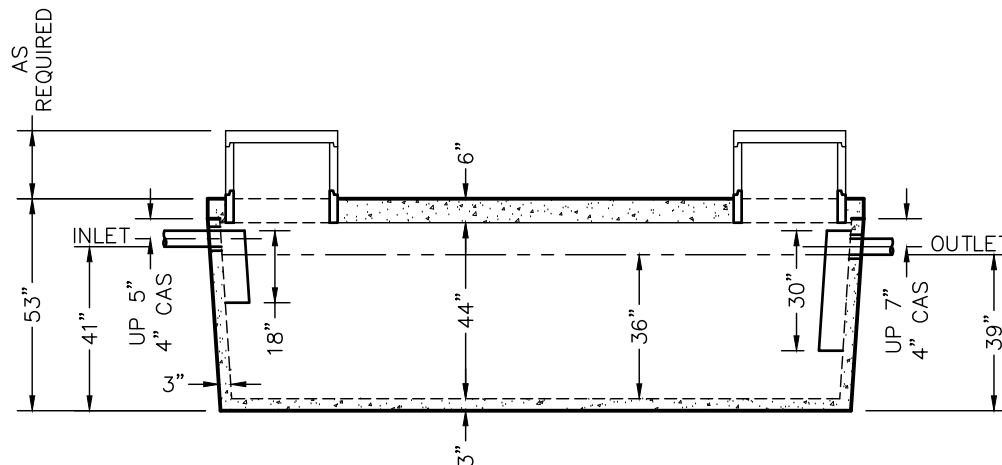
**TANK CAN BE USED AS:**  
 GREASE INTERCEPTOR

**COVER:** MIX DESIGN #8 (NO FIBER)  
**TANK:** MIX DESIGN #10 (SMALL FIBER)

**CUSTOMIZED TANKS:**  
 FOR CUSTOM TANKS CONTACT WIESER CONCRETE



TOP VIEW



SIDE VIEW

TANKS ARE MANUFACTURED TO MEET OR EXCEED ASTM C-1227 & C-1613 REQUIREMENTS

REVIEWED BY \_\_\_\_\_  
 REVIEW DATE \_\_\_\_\_

**DRAWINGS SUBMITTED  
FOR APPROVAL**

APPROVED BY: \_\_\_\_\_  
 APPROVAL DATE: \_\_\_\_\_  
 PRODUCTS NEEDED BY: \_\_\_\_\_

|  |                   |                        |                |
|--|-------------------|------------------------|----------------|
| PRE-POUR:  |                   | DATE:                  |                |
| SCALE: 1/4" = 1'-0"                                    | REV.              | DRAWN BY: WCP          | DATE: 00/00/00 |
| POST-POUR:   | FILE: wlp2000gi-p | <b>WIESER CONCRETE</b> |                |
| W3716 US HWY 10, MAIDEN ROCK, WI 54750<br>800-325-8456 |                   |                        |                |
| WLP2000GI-P  | SEPTIC MANUAL     |                        |                |
|  |                   | SHEET NO.              | 1              |
|  |                   | OF                     | 1              |

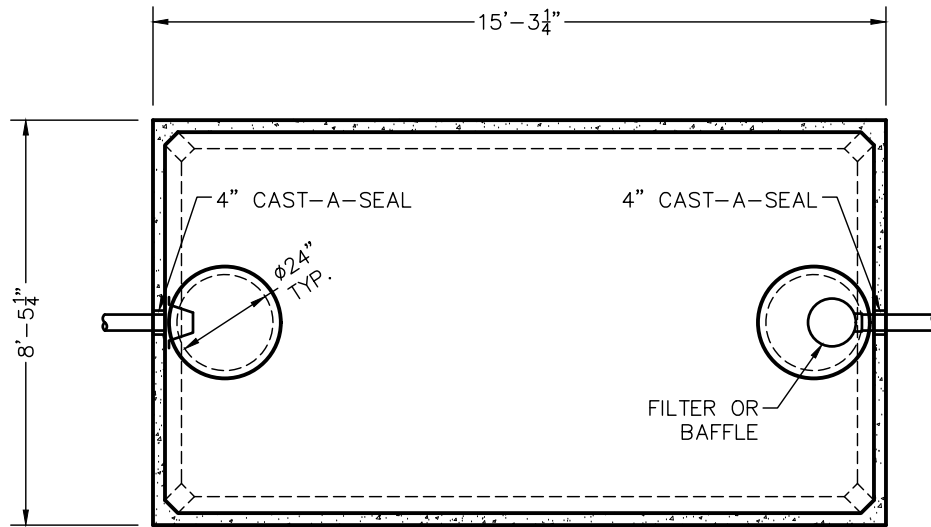
Click on blue model # to view individual drawings.

**LARGE TANKS (NON-Traffic up to 40,000 Gallon) 800-325-8456 Rev February 2022**

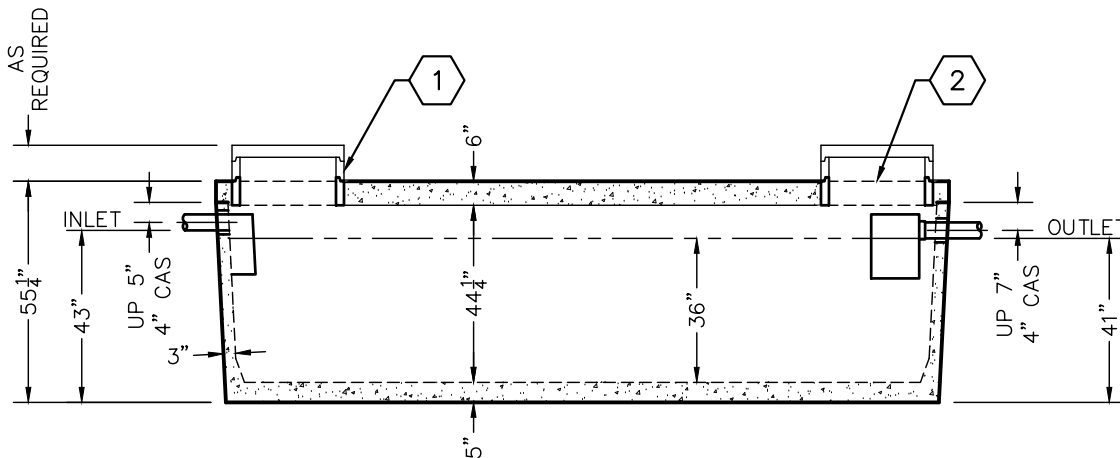
| <b>MODEL #</b>                    | <b>STYLE</b>   | <b>WISCONSIN<br/>eSLA PTO No:</b> | <b>EXP. DATE</b> | <b>INLET<br/>(INCHES)</b> | <b>3 YEAR<br/>(GPD)</b> | <b>DIMENSIONS<br/>(INCHES)</b> | <b>LIQUID CAPACITY<br/>(GALLONS/INCH)</b> |
|-----------------------------------|--|-----------------------------------|------------------|---------------------------|-------------------------|--------------------------------|---|
| <b>SINGLE COMPARTMENT TANKS</b>   |  |                                   |                  |                           |                         |                                |   |
| <a href="#">WLP2500</a>           | Septic, Pump, Siphon or Holding                          | 112000074                         | November-25      | 43                        | 1197                    | 15'-3 1/4" x 8'-5 1/4"         | 69.44                                     |
| <a href="#">WLP3000</a>           | Septic, Pump, Siphon or Holding                          | 112000075                         | November-25      | 50                        | 1437                    | 15'-4" x 8'-6"                 | 69.77                                     |
| <a href="#">W4200</a>             | Septic, Pump, Siphon or Holding                          | 061705835                         | August-22        | 79                        | 2029                    | 13'-8" x 8'-0"                 | 58.85                                     |
| <a href="#">W5000</a>             | Septic, Pump, Siphon or Holding                          | 0221000010                        | February-26      | 79                        | 2415                    | 15'-2 3/4" x 8'-4 3/4"         | 70.06                                     |
| <a href="#">W6000</a>             | Septic, Pump, Siphon or Holding                          | 032000041                         | January-25       | 60                        | 2870                    | 19'-10 3/8" x 11'-10 3/8"      | 124.85                                    |
| <a href="#">W6010</a>             | Septic, Pump, Siphon or Holding                          | 0221000010                        | February-26      | 92                        | 2879                    | 15'-3 7/8" x 8'-5 7/8"         | 70.71                                     |
| <a href="#">W7700</a>             | Septic, Pump, Siphon or Holding                          | 021805886                         | February-23      | 69                        | 3688                    | 19'-10 3/8" x 11'-10 3/8"      | 122.22                                    |
| <a href="#">W9100</a>             | Septic, Pump, Siphon or Holding                          | 032000042                         | January-25       | 84                        | 4376                    | 20'-0" x 12'-0"                | 126.90                                    |
| <a href="#">W10000</a>            | Septic, Pump, Siphon or Holding                          | 112000076                         | November-25      | 92                        | 4882                    | 20'-0" x 12'-0"                | 127.43                                    |
| <a href="#">W12000</a>            | Septic, Pump, Siphon or Holding                          | 032000042                         | January-25       | 104                       | N/A                     | 20'-0" x 12'-0"                | 126.90                                    |
| <a href="#">W18000</a>            | Septic, Pump, Siphon or Holding                          | 041805912                         | May-23           | 98                        | 8622                    | 30'-0" x 12'-0"                | 194.63                                    |
| <a href="#">W20000 SEPTIC</a>     | Septic, Pump, Siphon or Holding                          | 032000043                         | January-25       | 114                       | 10033                   | 30'-0" x 12'-0"                | 194.63                                    |
| <a href="#">W25000</a>            | Septic, Pump, Siphon or Holding                          | 032000044                         | January-25       | 138                       | 12319                   | 30'-0" x 12'-0"                | 194.63                                    |
| <a href="#">W38000</a>            | Septic, Pump, Siphon or Holding                          | 041805909                         | May-23           | 131                       | 17884                   | 40'-0" x 14'-0"                | 305.12                                    |
| <b>MULTIPLE COMPARTMENT TANKS</b> |  |                                   |                  |                           |                         |                                |   |
| <a href="#">WLP1585/950</a>       | Septic/Septic, Septic/Pump,<br>Septic/Siphon, or Holding | 012100009                         | January-26       | 45                        | 1213<br>758             | 15'-3 3/8" x 8'-5 3/8"         | 41.67 (Septic)<br>25.00 (Pump)            |
| <a href="#">WLP1800/1100</a>      | Septic/Septic, Septic/Pump,<br>Septic/Siphon, or Holding | 012100009                         | January-26       | 50                        | 1389<br>862             | 15'-4" x 8'-6"                 | 41.86 (Septic)<br>25.58 (Pump)            |
| <a href="#">W1650/2500</a>        | Septic/Septic, Septic/Pump,<br>Septic/Siphon, or Holding | 061705834                         | August-22        | 79                        | 789<br>1980             | 13'-8" x 8'-0"                 | 22.89 (Septic)<br>34.53 (Pump)            |
| <a href="#">W3000/1800</a>        | Septic/Septic, Septic/Pump,<br>Septic/Siphon, or Holding | 112000077                         | November-25      | 79                        | 2299<br>1437            | 15'-2 3/4" x 8'-4 3/4"         | 41.67 (Septic)<br>25.00 (Pump)            |
| <a href="#">W3000/3000</a>        | Septic/Septic, Septic/Pump,<br>Septic/Siphon, or Holding | 041805911                         | May-23           | 60                        | 2780<br>1390            | 19'-10 3/8" x 11'-10 3/8"      | 62.43 (Septic)<br>62.43 (Pump)            |
| <a href="#">W3800/2200</a>        | Septic/Septic, Septic/Pump,<br>Septic/Siphon, or Holding | 032000045                         | January-25       | 60                        | 2875<br>1827            | 19'-10 3/8" x 11'-10 3/8"      | 77.86 (Septic)<br>45.46 (Pump)            |
| <a href="#">W700/5300</a>         | Septic/Septic, Septic/Pump,<br>Septic/Siphon, or Holding | 012100009                         | January-26       | 60                        | N/A<br>N/A              | 19'-10 3/8" x 11'-10 3/8"      | 14.02 (Septic)<br>109.77 (Pump)           |
| <a href="#">W3800/3800</a>        | Septic/Septic, Septic/Pump,<br>Septic/Siphon, or Holding | N/A                               | N/A              | 69                        | 3648<br>1824            | 19'-10 3/8" x 11'-10 3/8"      | 60.48 (Septic)<br>60.48 (Pump)            |
| <a href="#">W4500/4500</a>        | Septic/Septic, Septic/Pump,<br>Septic/Siphon, or Holding | 032000046                         | January-25       | 84                        | 4310<br>2155            | 20'-0" x 12'-0"                | 62.50 (Septic)<br>62.50 (Pump)            |
| <a href="#">W10000/10000</a>      | Septic/Septic, Septic/Pump,<br>Septic/Siphon, or Holding | N/A                               | N/A              | 114                       | N/A<br>N/A              | 30'-0" x 12'-0"                | 97.32 (Septic)<br>97.32 (Pump)            |
| <a href="#">W12500/12500</a>      | Septic/Septic, Septic/Pump,<br>Septic/Siphon, or Holding | 012100009                         | January-26       | 138                       | 12351<br>6176           | 30'-0" x 12'-0"                | 97.32 (Septic)<br>97.32 (Pump)            |
| <a href="#">W19000/19000</a>      | Septic/Septic, Septic/Pump,<br>Septic/Siphon, or Holding | N/A                               | N/A              | 131                       | 18330<br>9165           | 40'-0" x 14'-0"                | 150.80 (Septic)<br>150.80 (Pump)          |
| <b>HOLDING TANKS</b>              |  |                                   |                  |                           |                         |                                |   |
| <a href="#">WSLP2000 HOLDING</a>  | Holding or Pump  | 111705858                         | December-22      | 34                        | N/A                     | 15'-4" x 8'-6"                 | 58.85                                     |
| <a href="#">W5140</a>             | Holding  | 061705835                         | August-22        | 89                        | N/A                     | 13'-8" x 8'-0"                 | 58.85                                     |
| <a href="#">W7000</a>             | Holding  | 0221000010                        | February-26      | 101                       | N/A                     | 15'-3 7/8" x 8'-5 7/8"         | 70.71                                     |
| <a href="#">W8000</a>             | Holding  | 021805886                         | February-23      | 69                        | N/A                     | 19'-10 3/8" x 11'-10 3/8"      | 122.22                                    |
| <a href="#">W18000</a>            | Holding  | 041805912                         | May-23           | 103                       | N/A                     | 30'-0" x 12'-0"                | 194.63                                    |
| <a href="#">W20000 HOLDING</a>    | Storage or Pump  | N/A                               | N/A              | 113                       | N/A                     | 30'-0" x 12'-0"                | 194.65                                    |
| <a href="#">W40000</a>            | Storage or Pump  | N/A                               | N/A              | 131 1/2                   | N/A                     | 40'-0" x 14'-0"                | 305.00                                    |
| <b>GREASE INTERCEPTORS</b>        |  |                                   |                  |                           |                         |                                |   |
| <a href="#">WLP2500</a>           | Grease Interceptor                                       |                                   |                  | 43                        | N/A                     | 15'-3 1/4" x 8'-5 1/4"         | 69.44                                     |
| <a href="#">WLP3000</a>           | Grease Interceptor                                       |                                   |                  | 50                        | N/A                     | 15'-4" x 8'-6"                 | 69.77                                     |
| <a href="#">W4200</a>             | Grease Interceptor                                       |                                   |                  | 79                        | N/A                     | 13'-8" x 8'-0"                 | 58.85                                     |
| <a href="#">W5000</a>             | Grease Interceptor                                       |                                   |                  | 79                        | N/A                     | 15'-2 3/4" x 8'-4 3/4"         | 70.06                                     |
| <a href="#">W6000</a>             | Grease Interceptor                                       |                                   |                  | 60                        | N/A                     | 19'-10 3/8" x 11'-10 3/8"      | 124.85                                    |
| <a href="#">W6010</a>             | Grease Interceptor                                       |                                   |                  | 92                        | N/A                     | 15'-3 7/8" x 8'-5 7/8"         | 70.71                                     |
| <a href="#">W7700</a>             | Grease Interceptor                                       |                                   |                  | 69                        | N/A                     | 19'-10 3/8" x 11'-10 3/8"      | 122.22                                    |
| <a href="#">W9100</a>             | Grease Interceptor                                       |                                   |                  | 84                        | N/A                     | 20'-0" x 12'-0"                | 126.90                                    |
| <a href="#">W10000</a>            | Grease Interceptor                                       |                                   |                  | 92                        | N/A                     | 20'-0" x 12'-0"                | 127.43                                    |
| <a href="#">W18000</a>            | Grease Interceptor                                       |                                   |                  | 98                        | N/A                     | 30'-0" x 12'-0"                | 207.00                                    |

\*\*Top number for septic/septic, bottom number for septic/pump.

# WLP2500 TANK SPECIFICATIONS



TOP VIEW



SIDE VIEW

**DIMENSIONS:**

- WALL: 3"
- BOTTOM: 5"
- COVER: 6"
- MANHOLE: 24" I.D. PRECAST CONCRETE RISER
- HEIGHT: 55 1/4"
- LENGTH: 15'-3 1/4"
- WIDTH: 8'-5 1/4"
- BELOW INLET: 43"
- LIQUID LEVEL: 36"
- WEIGHT: BOTTOM 15,527 LBS.  
COVER 9,300 LBS.

**INLET AND OUTLET:**

4" CAST-A-SEAL BOOT OR EQUAL GASKET

**INLET AND OUTLET BAFFLE AND FILTER:**

WISCONSIN, SEE DETAIL #10  
(OTHER STATES SEE CHART)

LIQUID CAPACITY: 69.44 GAL/IN

**HOLDING TANK:**

OUTLET HOLE PLUGGED  
ACTUAL CAPACITY: 2,639 GALLONS

LOADING DESIGN: 8'-0" UNSATURATED SOIL

**TANK CAN BE USED AS:**

SEPTIC / HOLDING / PUMP OR SIPHON

COVER: MIX DESIGN #8 (NO FIBER)

TANK: MIX DESIGN #9 (SMALL FIBER)

**CUSTOMIZED TANKS:**

FOR CUSTOM TANKS CONTACT WIESER CONCRETE

**KEY NOTES:**

- ① CONCRETE OR EZ-SNAP RISERS
- ② (2 EA.) MANHOLE EACH END OR  
(1 EA.) MANHOLE & (1 EA.) 4" COUPLER  
OPPOSITE ENDS

REVIEWED BY \_\_\_\_\_  
REVIEW DATE \_\_\_\_\_

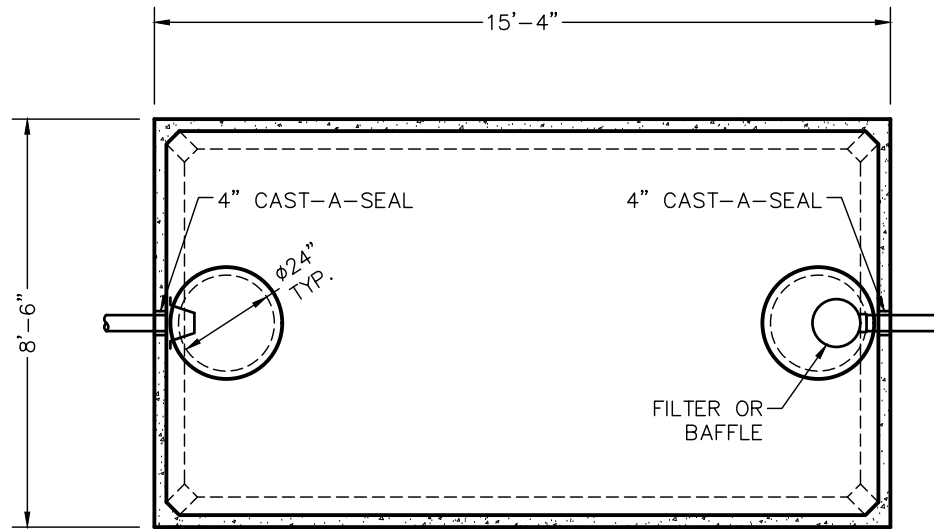
**DRAWINGS SUBMITTED  
FOR APPROVAL**

APPROVED BY: \_\_\_\_\_  
APPROVAL DATE: \_\_\_\_\_  
PRODUCTS NEEDED BY: \_\_\_\_\_

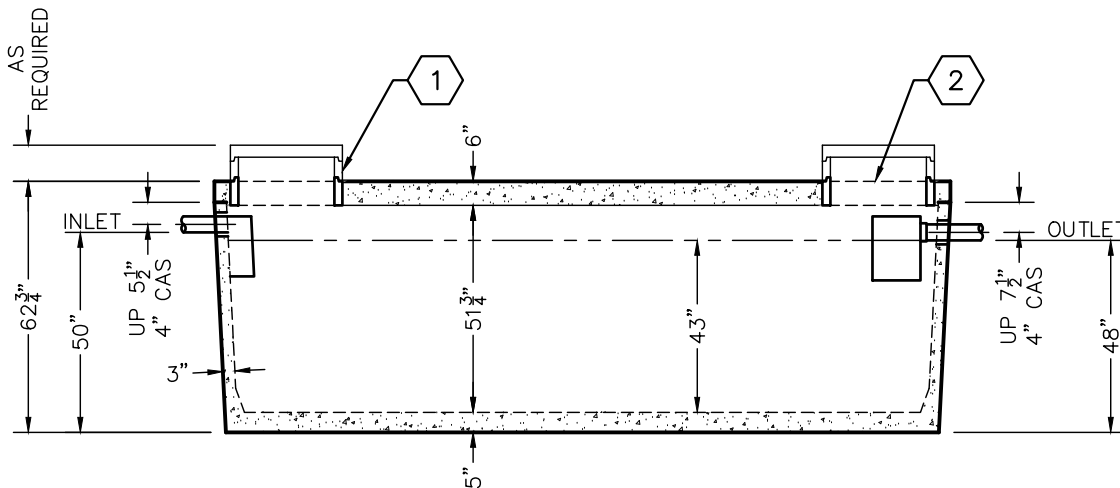
TANKS ARE MANUFACTURED TO MEET OR EXCEED ASTM C-1227 REQUIREMENTS

|  |               |                |                     |
|--|---------------|----------------|---------------------|
| PRE-POUR:  |               | POST-POUR:     |                     |
| DATE:  |               | REV.           |                     |
| SCALE: 1/4" = 1'-0"                                    | DRAWN BY: WCP | DATE: 00/00/00 | FILE: wlp2500       |
| <b>WIESER CONCRETE</b>                                 |               |                |                     |
| W3716 US HWY 10, MAIDEN ROCK, WI 54750<br>800-325-8456 |               |                |                     |
| WLP2500  | SEPTIC MANUAL |                |                     |
|  |               |                | SHEET NO.<br>1 OF 1 |

# WLP3000 TANK SPECIFICATIONS



TOP VIEW



SIDE VIEW

**DIMENSIONS:**

WALL: 3"  
 BOTTOM: 5"  
 COVER: 6"  
 MANHOLE: 24" I.D. PRECAST CONCRETE RISER  
 HEIGHT: 62 3/4"  
 LENGTH: 15'-4"  
 WIDTH: 8'-6"  
 BELOW INLET: 50"  
 LIQUID LEVEL: 43"  
 WEIGHT: BOTTOM 15,980 LBS.  
           COVER 9,300 LBS.

**INLET AND OUTLET:**

4" CAST-A-SEAL BOOT OR EQUAL GASKET

**INLET AND OUTLET BAFFLE AND FILTER:**

WISCONSIN, SEE DETAIL #10  
 (OTHER STATES SEE CHART)

LIQUID CAPACITY: 69.77 GAL/IN

**HOLDING TANK:**

OUTLET HOLE PLUGGED  
 ACTUAL CAPACITY: 3,140 GALLONS

LOADING DESIGN: 8'-0" UNSATURATED SOIL

**TANK CAN BE USED AS:**

SEPTIC / HOLDING / PUMP OR SIPHON

COVER: MIX DESIGN #8 (NO FIBER)

TANK: MIX DESIGN #9 (SMALL FIBER)

**CUSTOMIZED TANKS:**

FOR CUSTOM TANKS CONTACT WIESER CONCRETE

**KEY NOTES:**

- ① CONCRETE OR EZ-SNAP RISERS
- ② (2 EA.) MANHOLE EACH END OR  
(1 EA.) MANHOLE & (1 EA.) 4" COUPLER  
OPPOSITE ENDS

REVIEWED BY \_\_\_\_\_  
 REVIEW DATE \_\_\_\_\_

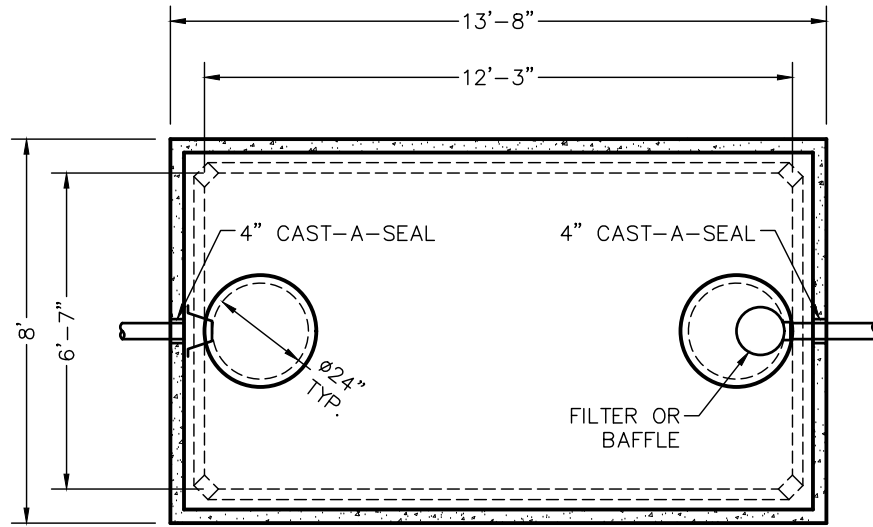
**DRAWINGS SUBMITTED  
FOR APPROVAL**

APPROVED BY: \_\_\_\_\_  
 APPROVAL DATE: \_\_\_\_\_  
 PRODUCTS NEEDED BY: \_\_\_\_\_

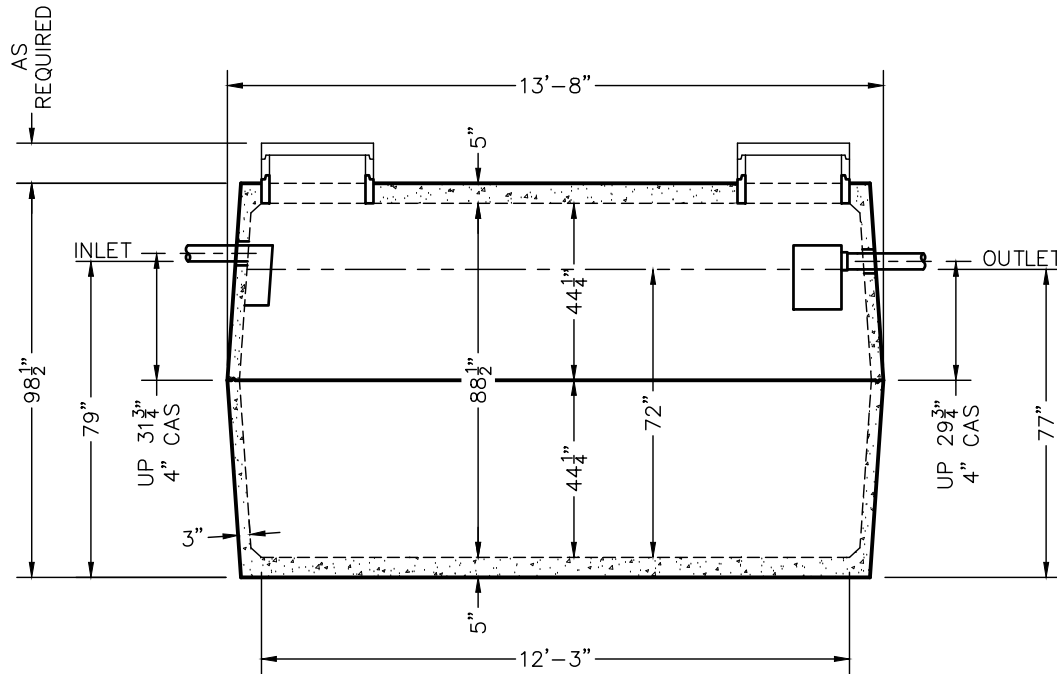
TANKS ARE MANUFACTURED TO MEET OR EXCEED ASTM C-1227 REQUIREMENTS

|  |               |                |               |
|--|---------------|----------------|---------------|
| PRE-POUR:  |               | POST-POUR:     |               |
| DATE:  |               | REV.           |               |
| SCALE: 1/4" = 1'-0"                                    | DRAWN BY: WCP | DATE: 00/00/00 | FILE: wlp3000 |
| <b>WIESER CONCRETE</b>                                 |               |                |               |
| W3716 US HWY 10, MAIDEN ROCK, WI 54750<br>800-325-8456 |               |                |               |
| WLP3000  | SEPTIC MANUAL |                |               |
| SHEET NO.  |               |                |               |
| 1 OF 1   |               |                |               |

# W4200 TANK SPECIFICATIONS



TOP VIEW



SIDE VIEW

**DIMENSIONS:**

WALL: 3"  
 BOTTOM: 5"  
 COVER: 5"  
 MANHOLE: 24" I.D. PRECAST CONCRETE RISER  
 HEIGHT: 98 1/2"  
 LENGTH: 13'-8"  
 WIDTH: 8'-0"  
 BELOW INLET: 79"  
 LIQUID LEVEL: 72"  
 WEIGHT: 13,200 LBS. PER SECTION

**INLET AND OUTLET:**

4" CAST-A-SEAL BOOT OR EQUAL GASKET

**INLET AND OUTLET BAFFLE AND FILTER:**

WISCONSIN, SEE DETAIL #10  
 (OTHER STATES SEE CHART)

LIQUID CAPACITY: 58.85 GAL/IN

**HOLDING TANK:**

OUTLET HOLE PLUGGED  
 ACTUAL CAPACITY: 4,355 GALLONS

LOADING DESIGN: 8'-0" UNSATURATED SOIL

**TANK CAN BE USED AS:**

SEPTIC / HOLDING / PUMP OR SIPHON

TANK: MIX DESIGN #9 (SMALL FIBER)

**CUSTOMIZED TANKS:**

FOR CUSTOM TANKS CONTACT WIESER CONCRETE

REVIEWED BY \_\_\_\_\_  
 REVIEW DATE \_\_\_\_\_

**DRAWINGS SUBMITTED  
FOR APPROVAL**

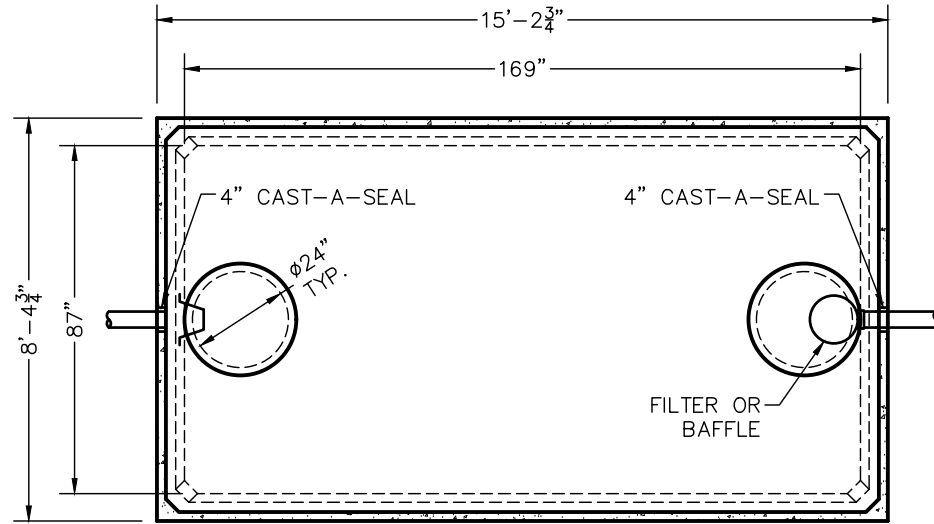
APPROVED BY: \_\_\_\_\_  
 APPROVAL DATE: \_\_\_\_\_  
 PRODUCTS NEEDED BY: \_\_\_\_\_

TANKS ARE MANUFACTURED TO MEET OR EXCEED ASTM C-1227 REQUIREMENTS

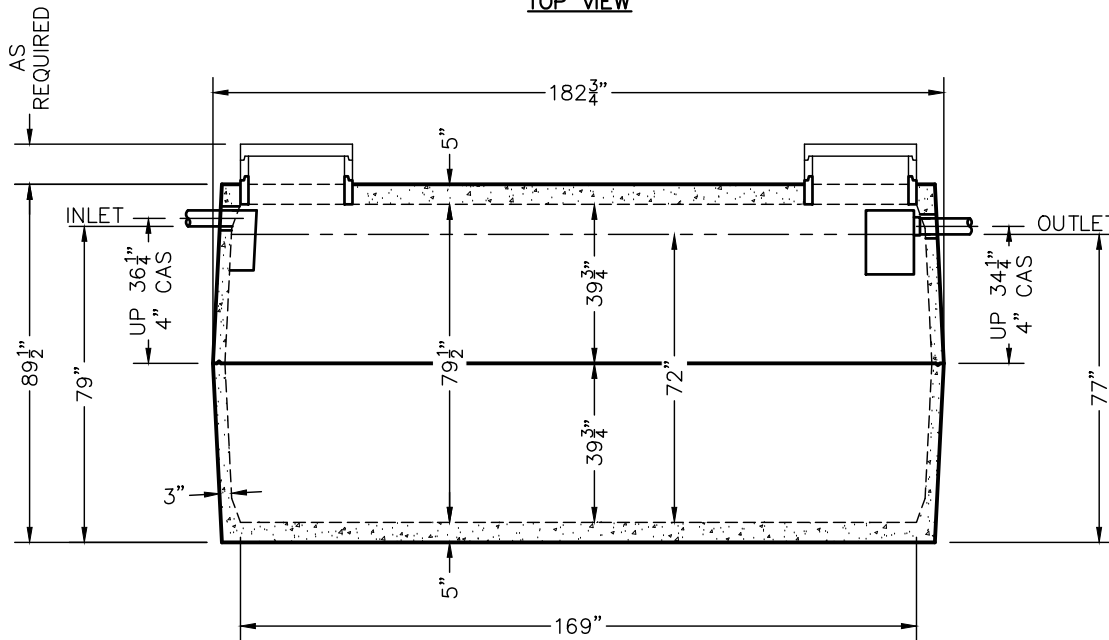
|  |                |             |            |
|--|----------------|-------------|------------|
| PRE-POUR:  |                | DATE:       |            |
| SCALE: 1/4" = 1'-0"                                    | DRAWN BY: WCP  | REV.        | POST-POUR: |
| DATE: 00/00/00   | DATE: 00/00/00 | FILE: w4200 |            |
| <b>WIESER CONCRETE</b>                                 |                |             |            |
| W3716 US HWY 10, MAIDEN ROCK, WI 54750<br>800-325-8456 |                |             |            |
| W4200  | SEPTIC MANUAL  |             |            |
| SHEET NO.  |                |             |            |
| 1 OF 1   |                |             |            |



# W5000 TANK SPECIFICATIONS



TOP VIEW



SIDE VIEW

**DIMENSIONS:**

- WALL: 3"
- BOTTOM: 5"
- COVER: 5"
- MANHOLE: 24" I.D. PRECAST CONCRETE RISER
- HEIGHT: 89 1/2"
- LENGTH: 15'-2 3/4"
- WIDTH: 8'-4 3/4"
- BELOW INLET: 79"
- LIQUID LEVEL: 72"
- WEIGHT: 14,350 LBS. PER SECTION

**INLET AND OUTLET:**

4" CAST-A-SEAL BOOT OR EQUAL GASKET

**INLET AND OUTLET BAFFLE AND FILTER:**

WISCONSIN, SEE DETAIL #10  
(OTHER STATES SEE CHART)

LIQUID CAPACITY: 70.06 GAL/IN

**HOLDING TANK:**

OUTLET HOLE PLUGGED  
ACTUAL CAPACITY: 5,184 GALLONS

LOADING DESIGN: 8'-0" UNSATURATED SOIL

**TANK CAN BE USED AS:**

SEPTIC / HOLDING / PUMP OR SIPHON

TANK: MIX DESIGN #9 (SMALL FIBER)

**CUSTOMIZED TANKS:**

FOR CUSTOM TANKS CONTACT WIESER CONCRETE

|  |               |                |             |      |  |
|--|---------------|----------------|-------------|------|--|
| PRE-POUR:                              |               | DATE:          |             | REV. |  |
| SCALE: 1/4" = 1'-0"                    | DRAWN BY: WCP | DATE: 00/00/00 | FILE: w5000 |      |  |
| <b>WIESER CONCRETE</b>                 |               |                |             |      |  |
| W3716 US HWY 10, MAIDEN ROCK, WI 54750 |               |                |             |      |  |
| 800-325-8456                           |               |                |             |      |  |
| W5000                                  | SEPTIC MANUAL |                |             |      |  |
| SHEET NO.                              |               |                |             |      |  |
| 1 OF 1                                 |               |                |             |      |  |

REVIEWED BY: \_\_\_\_\_

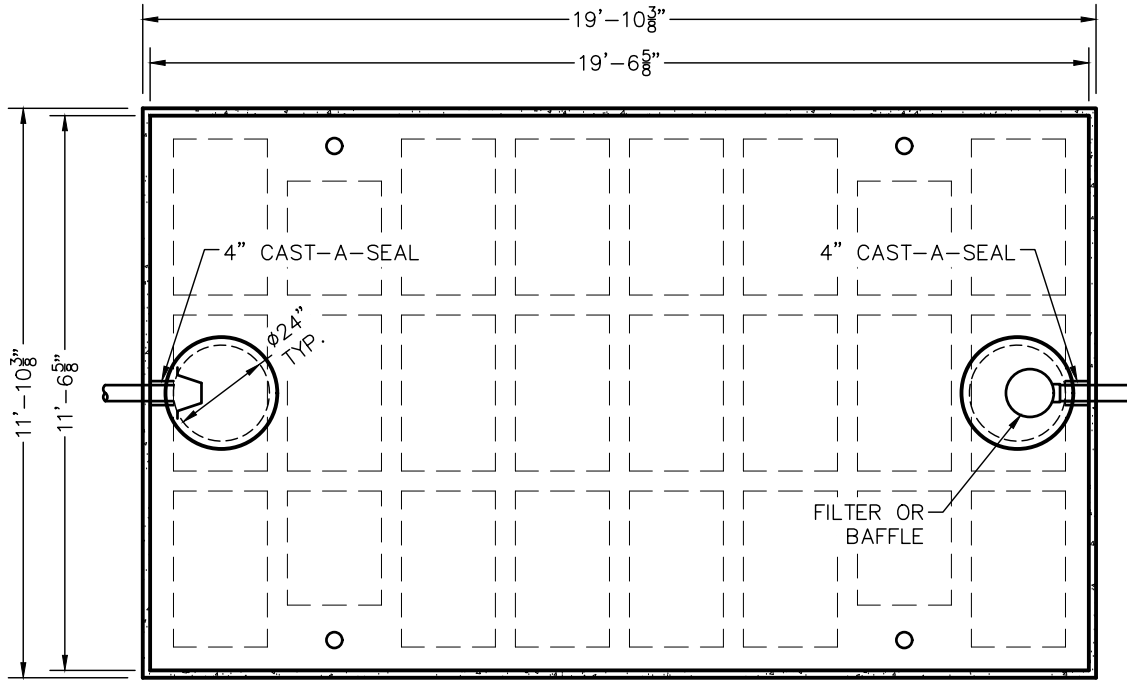
REVIEW DATE: \_\_\_\_\_

**DRAWINGS SUBMITTED  
FOR APPROVAL**

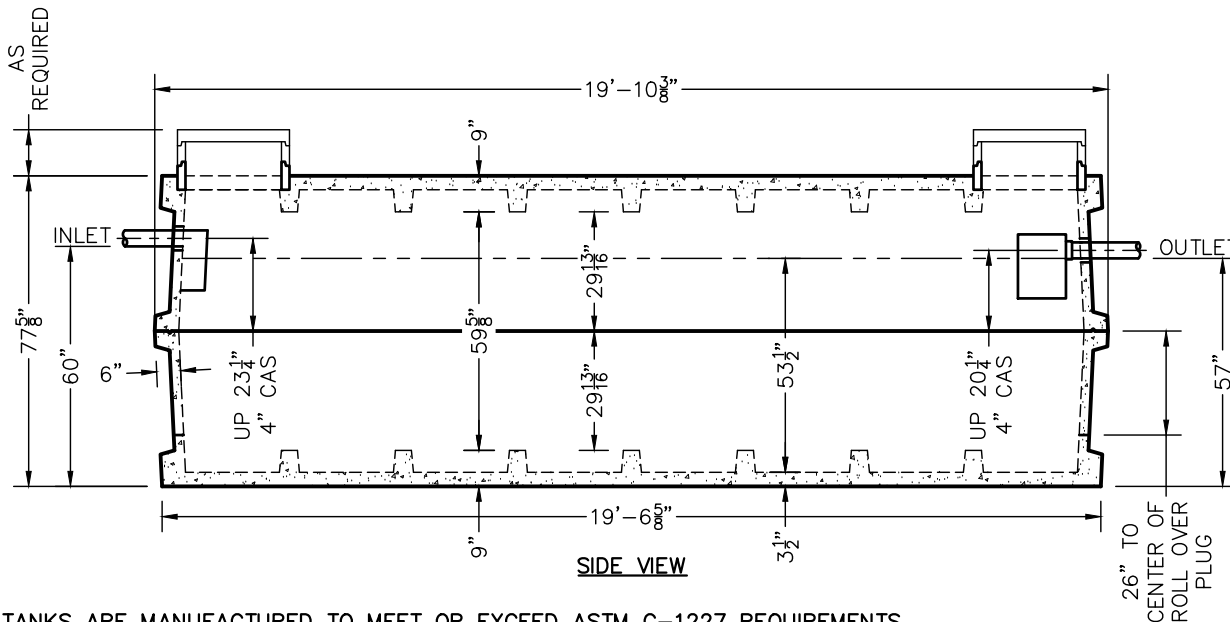
APPROVED BY: \_\_\_\_\_

APPROVAL DATE: \_\_\_\_\_

PRODUCTS NEEDED BY: \_\_\_\_\_



TOP VIEW



SIDE VIEW

# W6000 TANK SPECIFICATIONS

**DIMENSIONS:**  
 WALL: 6" RIBBED  
 BOTTOM: 9" RIBBED  
 COVER: 9" RIBBED  
 MANHOLE: 24" I.D. PRECAST CONCRETE RISER  
 HEIGHT: 77 5/8"  
 LENGTH: 19'-10 3/8"  
 WIDTH: 11'-10 3/8"  
 BELOW INLET: 60"  
 LIQUID LEVEL: 53 1/2"  
 WEIGHT: 22,800 LBS. PER SECTION

**INLET AND OUTLET:**  
 4" CAST-A-SEAL BOOT OR EQUAL GASKET

**INLET AND OUTLET BAFFLE AND FILTER:**  
 WISCONSIN, SEE DETAIL #10  
 (OTHER STATES SEE CHART)

LIQUID CAPACITY: 124.85 GAL/IN

**HOLDING TANK:**  
 OUTLET HOLE PLUGGED  
 ACTUAL CAPACITY: 6,367 GALLONS

LOADING DESIGN: 8'-0" UNSATURATED SOIL

TANK CAN BE USED AS:  
 SEPTIC / HOLDING / PUMP OR SIPHON

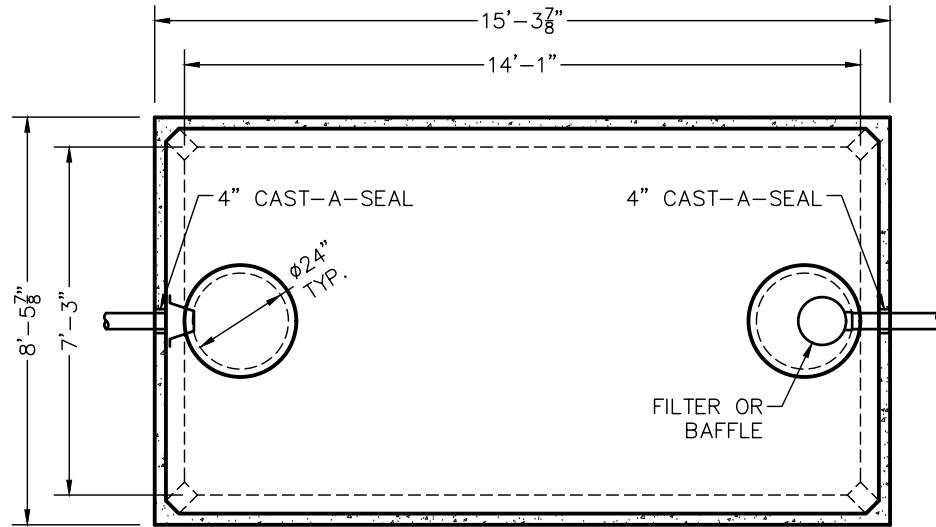
TANK: MIX DESIGN #9 (SMALL FIBER)

**CUSTOMIZED TANKS:**  
 FOR CUSTOM TANKS CONTACT  
 WIESER CONCRETE

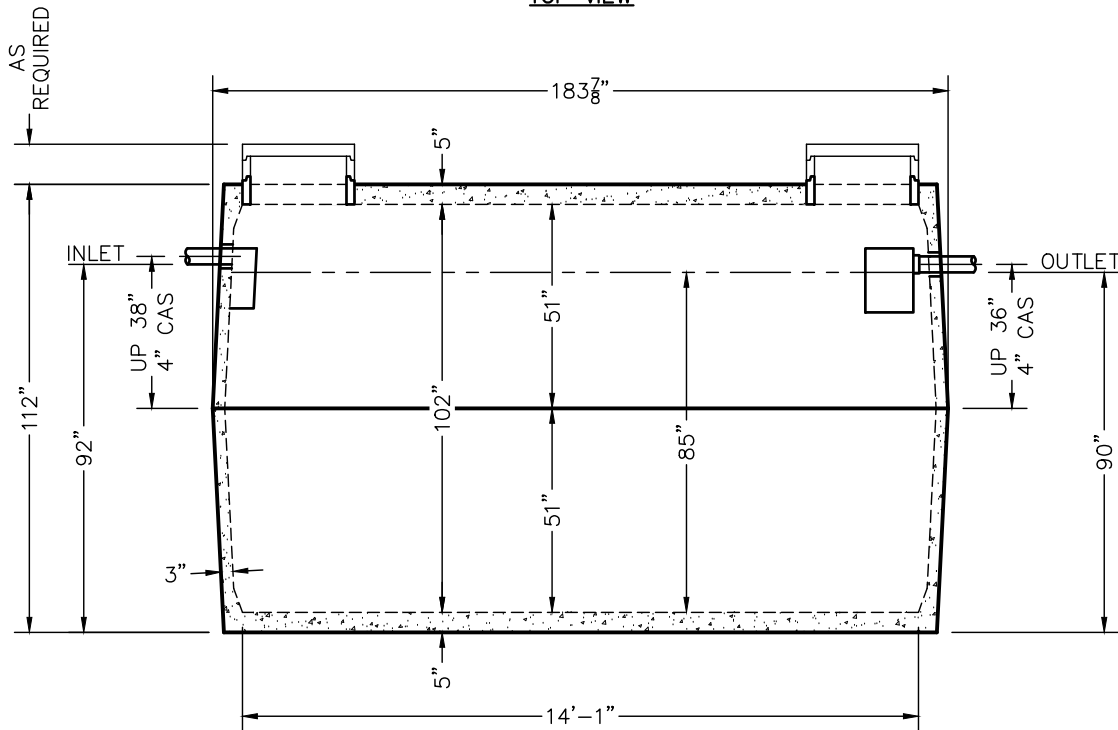
|  |       |      |                     |               |                |             |
|--|-------|------|---------------------|---------------|----------------|-------------|
| PRE-POUR:                              | DATE: | REV. | SCALE: 1/4" = 1'-0" | DRAWN BY: WCP | DATE: 00/00/00 | FILE: w6000 |
| POST-POUR:                             |       |      |                     |               |                |             |
| <b>WIESER CONCRETE</b>                 |       |      |                     |               |                |             |
| W3716 US HWY 10, MAIDEN ROCK, WI 54750 |       |      |                     |               |                |             |
| 800-325-8456                           |       |      |                     |               |                |             |
| W6000<br>SEPTIC MANUAL                 |       |      |                     |               |                |             |
| DRAWINGS SUBMITTED FOR APPROVAL        |       |      |                     |               |                |             |
| APPROVED BY: _____                     |       |      |                     |               |                |             |
| APPROVAL DATE: _____                   |       |      |                     |               |                |             |
| PRODUCTS NEEDED BY: _____              |       |      |                     |               |                |             |
| SHEET NO.<br>1 OF 1                    |       |      |                     |               |                |             |

TANKS ARE MANUFACTURED TO MEET OR EXCEED ASTM C-1227 REQUIREMENTS

# W6010 TANK SPECIFICATIONS



TOP VIEW



SIDE VIEW

**DIMENSIONS:**

- WALL: 3"
- BOTTOM: 5"
- COVER: 5"
- MANHOLE: 24" I.D. PRECAST CONCRETE RISER
- HEIGHT: 112"
- LENGTH: 15'-3 7/8"
- WIDTH: 8'-5 7/8"
- BELOW INLET: 92"
- LIQUID LEVEL: 85"
- WEIGHT: 15,050 LBS. PER SECTION

**INLET AND OUTLET:**

4" CAST-A-SEAL BOOT OR EQUAL GASKET

**INLET AND OUTLET BAFFLE AND FILTER:**

WISCONSIN, SEE DETAIL #10  
(OTHER STATES SEE CHART)

LIQUID CAPACITY: 70.71 GAL/IN

**HOLDING TANK:**

OUTLET HOLE PLUGGED  
ACTUAL CAPACITY: 6,152 GALLONS

LOADING DESIGN: 8'-0" UNSATURATED SOIL

**TANK CAN BE USED AS:**

SEPTIC / HOLDING / PUMP OR SIPHON

COVER: MIX DESIGN #9 (SMALL FIBER)

**CUSTOMIZED TANKS:**

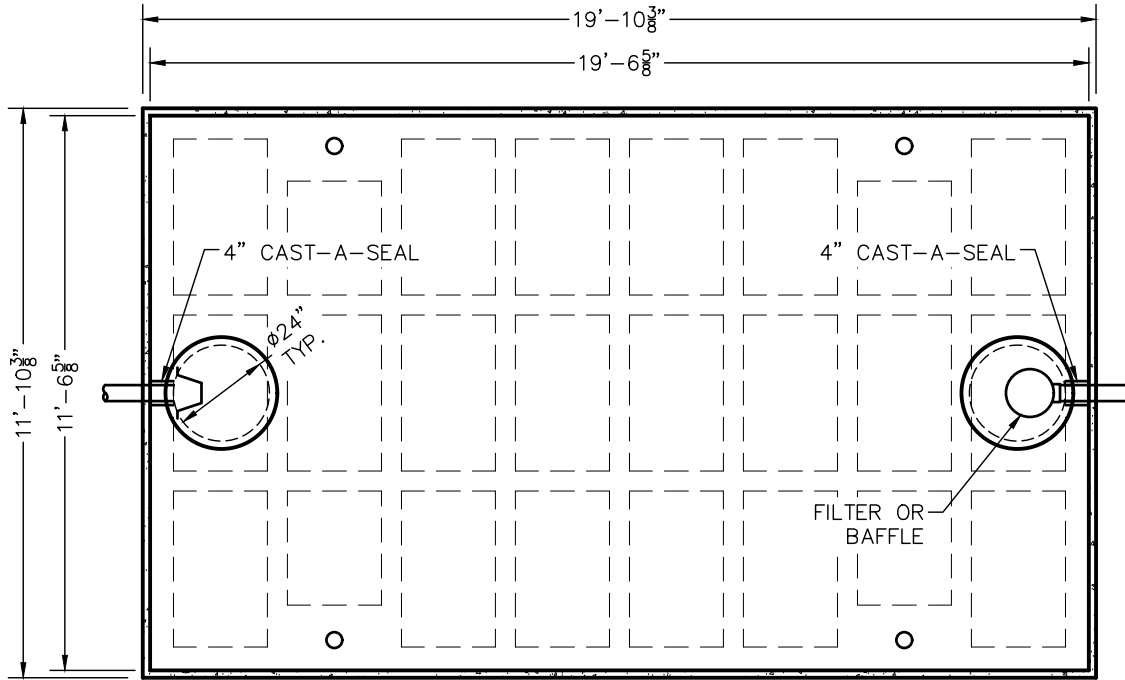
FOR CUSTOM TANKS CONTACT WIESER CONCRETE

|  |               |                |             |      |  |
|--|---------------|----------------|-------------|------|--|
| PRE-POUR:  |               | DATE:          |             | REV. |  |
| SCALE: 1/4" = 1'-0"                                    | DRAWN BY: WCP | DATE: 00/00/00 | FILE: w6010 |      |  |
| <b>WIESER CONCRETE</b>                                 |               |                |             |      |  |
| w3716 US HWY 10, MAIDEN ROCK, WI 54750<br>800-325-8456 |               |                |             |      |  |
| W6010  | SEPTIC MANUAL |                |             |      |  |
| SHEET NO.<br>1 OF 1                                    |               |                |             |      |  |

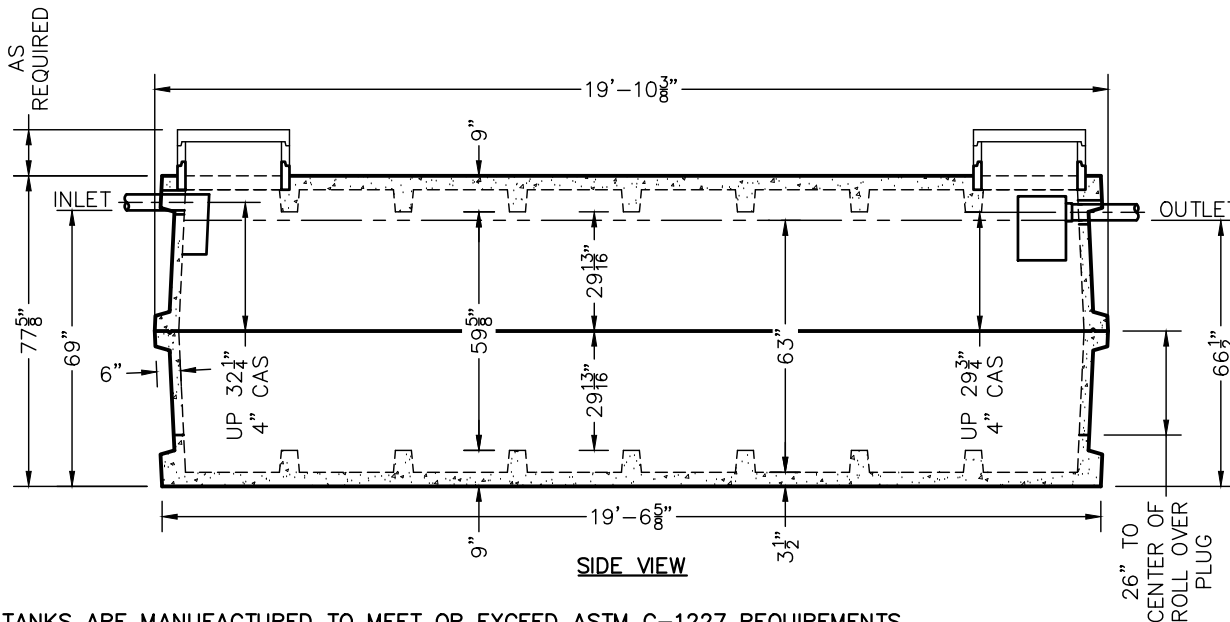
REVIEWED BY \_\_\_\_\_  
REVIEW DATE \_\_\_\_\_

**DRAWINGS SUBMITTED  
FOR APPROVAL**

APPROVED BY: \_\_\_\_\_  
APPROVAL DATE: \_\_\_\_\_  
PRODUCTS NEEDED BY: \_\_\_\_\_



TOP VIEW



SIDE VIEW

TANKS ARE MANUFACTURED TO MEET OR EXCEED ASTM C-1227 REQUIREMENTS

# W7700 TANK SPECIFICATIONS

**DIMENSIONS:**  
 WALL: 6" RIBBED  
 BOTTOM: 9" RIBBED  
 COVER: 9" RIBBED  
 MANHOLE: 24" I.D. PRECAST CONCRETE RISER  
 HEIGHT: 77 5/8"  
 LENGTH: 19'-10 3/8"  
 WIDTH: 11'-10 3/8"  
 BELOW INLET: 69"  
 LIQUID LEVEL: 63"  
 WEIGHT: 22,800 LBS. PER SECTION

**INLET AND OUTLET:**  
 4" CAST-A-SEAL BOOT OR EQUAL GASKET

**INLET AND OUTLET BAFFLE AND FILTER:**  
 WISCONSIN, SEE DETAIL #10  
 (OTHER STATES SEE CHART)

LIQUID CAPACITY: 122.22 GAL/IN

**HOLDING TANK:**  
 OUTLET HOLE PLUGGED  
 ACTUAL CAPACITY: 8,000 GALLONS

LOADING DESIGN: 8'-0" UNSATURATED SOIL

TANK CAN BE USED AS:  
 SEPTIC / HOLDING / PUMP OR SIPHON

TANK: MIX DESIGN #9 (SMALL FIBER)

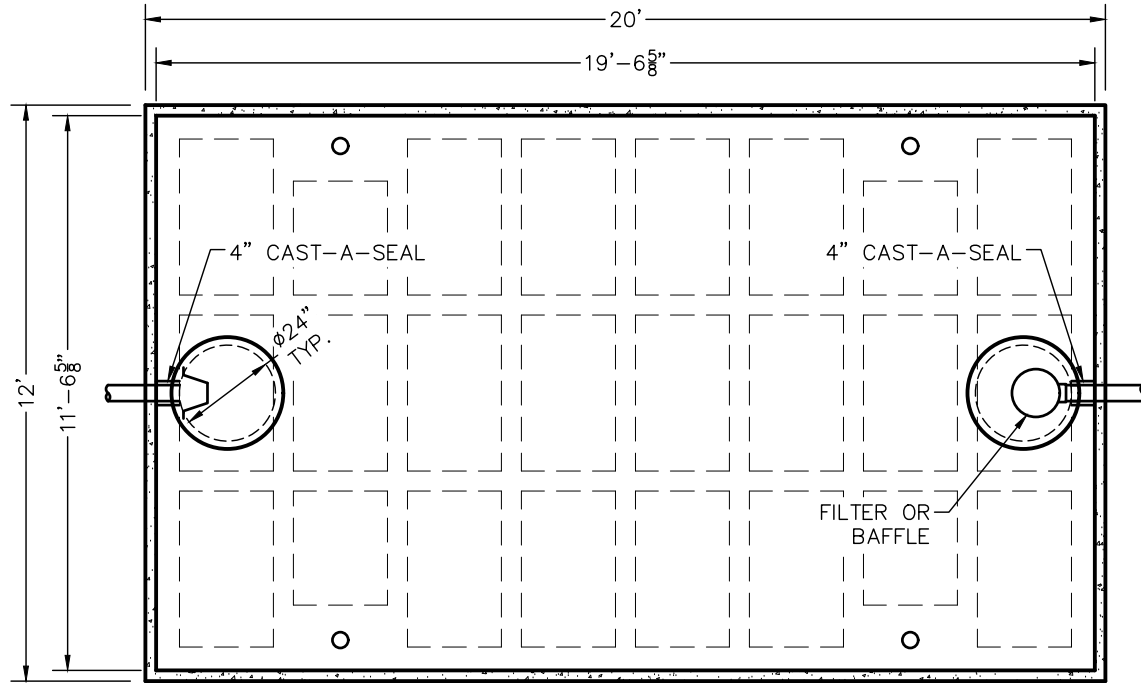
**CUSTOMIZED TANKS:**  
 FOR CUSTOM TANKS CONTACT  
 WIESER CONCRETE

REVIEWED BY \_\_\_\_\_  
 REVIEW DATE \_\_\_\_\_

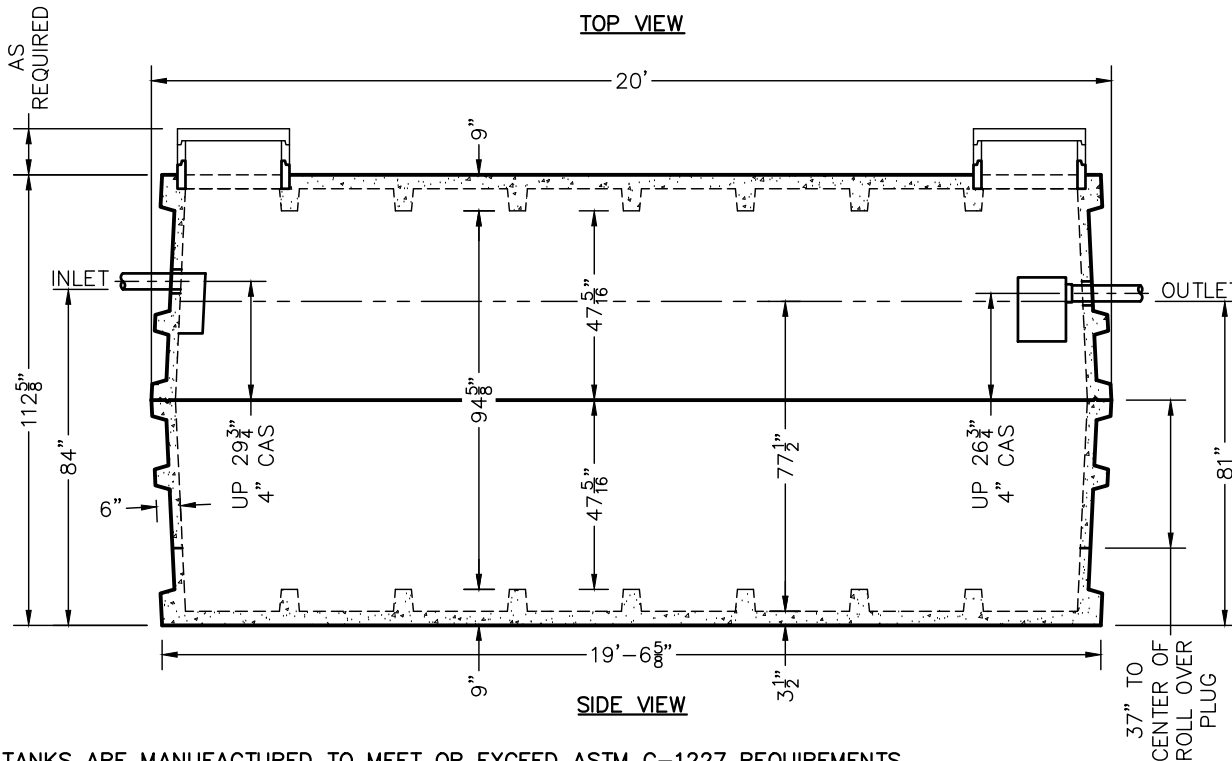
**DRAWINGS SUBMITTED  
FOR APPROVAL**

APPROVED BY: \_\_\_\_\_  
 APPROVAL DATE: \_\_\_\_\_  
 PRODUCTS NEEDED BY: \_\_\_\_\_

|  |       |      |                     |               |                |             |
|--|-------|------|---------------------|---------------|----------------|-------------|
| PRE-POUR:                              | DATE: | REV. | SCALE: 1/4" = 1'-0" | DRAWN BY: WCP | DATE: 00/00/00 | FILE: w7700 |
| POST-POUR:                             |       |      |                     |               |                |             |
| <b>WIESER CONCRETE</b>                 |       |      |                     |               |                |             |
| W3716 US HWY 10, MAIDEN ROCK, WI 54750 |       |      |                     |               |                |             |
| 800-325-8456                           |       |      |                     |               |                |             |
| W7700<br>SEPTIC MANUAL                 |       |      |                     |               |                |             |
| SHEET NO.                              |       |      |                     |               |                | 1           |
|  |       |      |                     |               |                | OF          |
|  |       |      |                     |               |                | 1           |



TOP VIEW



SIDE VIEW

# W9100 TANK SPECIFICATIONS

**DIMENSIONS:**  
 WALL: 6" RIBBED  
 BOTTOM: 9" RIBBED  
 COVER: 9" RIBBED  
 MANHOLE: 24" I.D. PRECAST CONCRETE RISER  
 HEIGHT: 112 5/8"  
 LENGTH: 20'-0"  
 WIDTH: 12'-0"  
 BELOW INLET: 84"  
 LIQUID LEVEL: 77 1/2"  
 WEIGHT: 29,000 LBS. PER SECTION

**INLET AND OUTLET:**  
 4" CAST-A-SEAL BOOT OR EQUAL GASKET

**INLET AND OUTLET BAFFLE AND FILTER:**  
 WISCONSIN, SEE DETAIL #10 (OTHER STATES SEE CHART)

LIQUID CAPACITY: 126.90 GAL/IN

**HOLDING TANK:**  
 OUTLET HOLE PLUGGED  
 ACTUAL CAPACITY: 9,518 GALLONS

LOADING DESIGN: 8'-0" UNSATURATED SOIL

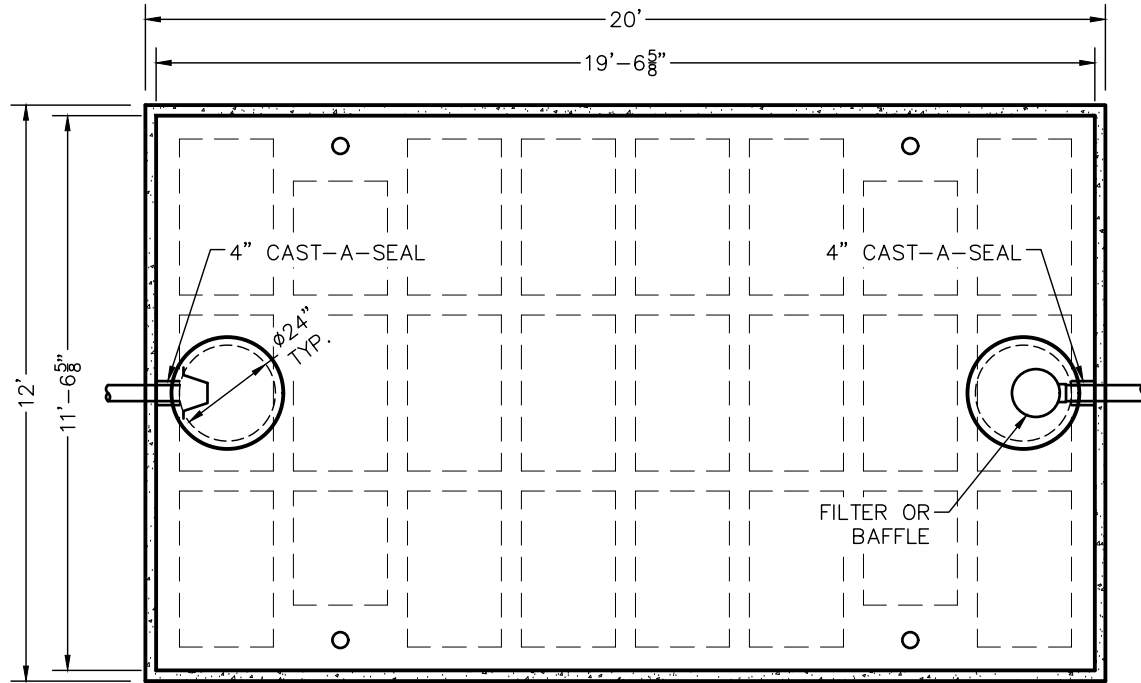
TANK CAN BE USED AS:  
 SEPTIC / HOLDING / PUMP OR SIPHON

TANK: MIX DESIGN #9 (SMALL FIBER)

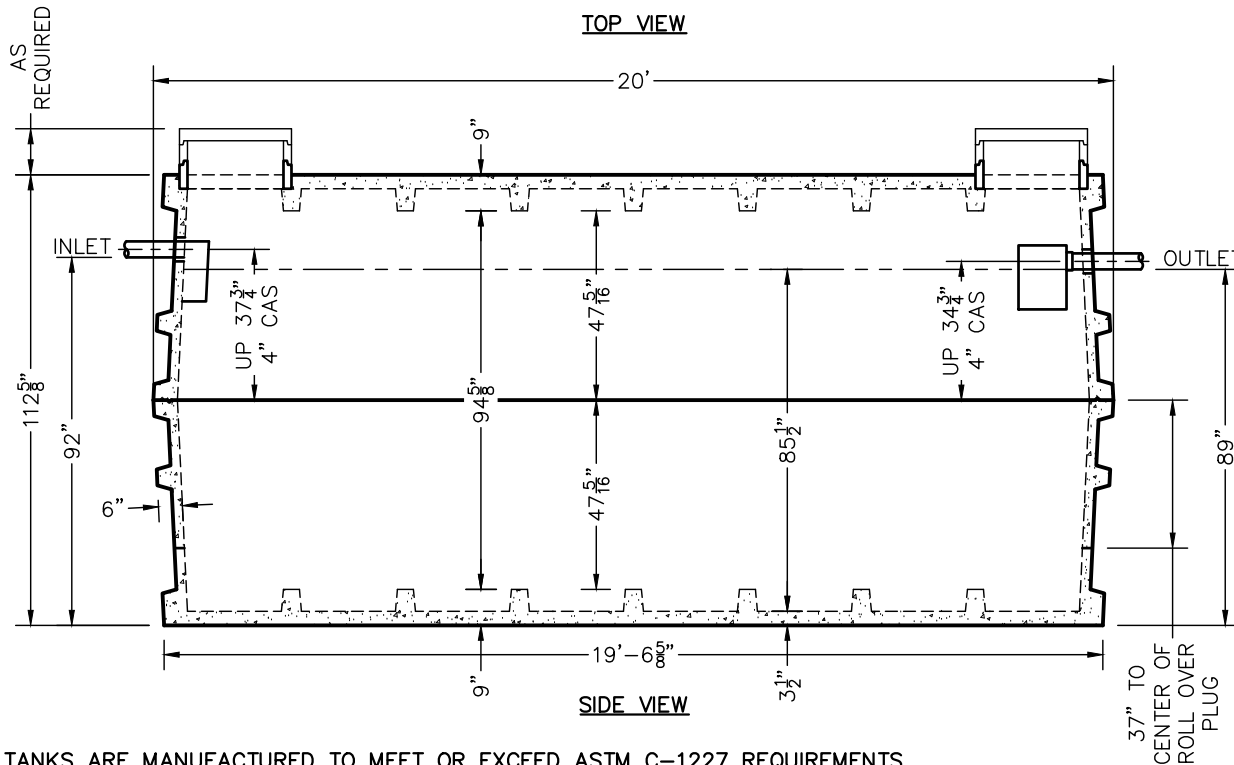
**CUSTOMIZED TANKS:**  
 FOR CUSTOM TANKS CONTACT WIESER CONCRETE

|  |       |      |                     |               |                |             |
|--|-------|------|---------------------|---------------|----------------|-------------|
| PRE-POUR:                              | DATE: | REV. | SCALE: 1/4" = 1'-0" | DRAWN BY: WCP | DATE: 00/00/00 | FILE: w9100 |
| POST-POUR:                             |       |      |                     |               |                |             |
| <b>WIESER CONCRETE</b>                 |       |      |                     |               |                |             |
| W3716 US HWY 10, MAIDEN ROCK, WI 54750 |       |      |                     |               |                |             |
| 800-325-8456                           |       |      |                     |               |                |             |
| W9100<br>SEPTIC MANUAL                 |       |      |                     |               |                |             |
| DRAWINGS SUBMITTED FOR APPROVAL        |       |      |                     |               |                |             |
| APPROVED BY: _____                     |       |      |                     |               |                |             |
| APPROVAL DATE: _____                   |       |      |                     |               |                |             |
| PRODUCTS NEEDED BY: _____              |       |      |                     |               |                |             |
| SHEET NO.<br>1 OF 1                    |       |      |                     |               |                |             |

TANKS ARE MANUFACTURED TO MEET OR EXCEED ASTM C-1227 REQUIREMENTS



TOP VIEW



SIDE VIEW

# W10000 TANK SPECIFICATIONS

**DIMENSIONS:**  
 WALL: 6" RIBBED  
 BOTTOM: 9" RIBBED  
 COVER: 9" RIBBED  
 MANHOLE: 24" I.D. PRECAST CONCRETE RISER  
 HEIGHT: 112 5/8"  
 LENGTH: 20'-0"  
 WIDTH: 12'-0"  
 BELOW INLET: 92"  
 LIQUID LEVEL: 85 1/2"  
 WEIGHT: 29,000 LBS. PER SECTION

**INLET AND OUTLET:**  
 4" CAST-A-SEAL BOOT OR EQUAL GASKET

**INLET AND OUTLET BAFFLE AND FILTER:**  
 WISCONSIN, SEE DETAIL #10  
 (OTHER STATES SEE CHART)

LIQUID CAPACITY: 127.43 GAL/IN

**HOLDING TANK:**  
 OUTLET HOLE PLUGGED  
 ACTUAL CAPACITY: 10,577 GALLONS

LOADING DESIGN: 8'-0" UNSATURATED SOIL

TANK CAN BE USED AS:  
 SEPTIC / HOLDING / PUMP OR SIPHON

TANK: MIX DESIGN #9 (SMALL FIBER)

**CUSTOMIZED TANKS:**  
 FOR CUSTOM TANKS CONTACT  
 WIESER CONCRETE

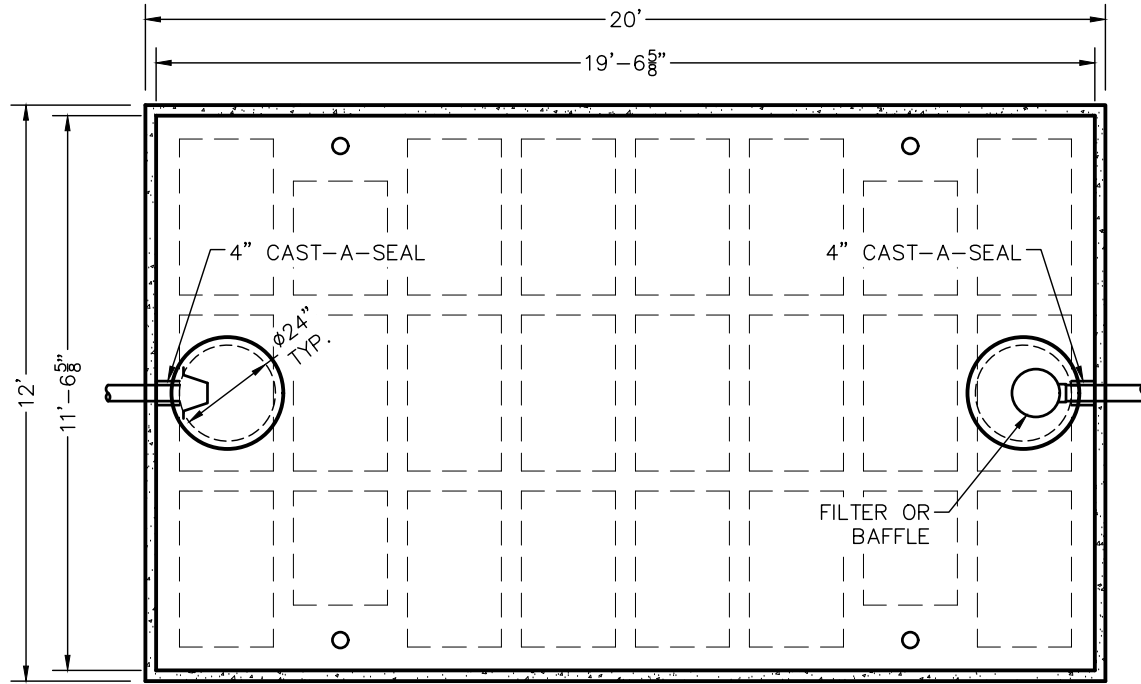
|  |                |
|--|----------------|
| PRE-POUR:                              | DATE:          |
| POST-POUR:                             | REV.:          |
| SCALE: 1/4" = 1'-0"                    | DRAWN BY: WCP  |
|  | DATE: 00/00/00 |
|  | FILE: w10000   |
| <b>WIESER CONCRETE</b>                 |                |
| W3716 US HWY 10, MAIDEN ROCK, WI 54750 |                |
| 800-325-8456                           |                |
| W10000                                 | SEPTIC MANUAL  |
| SHEET NO.                              | 1 OF 1         |

REVIEWED BY \_\_\_\_\_  
 REVIEW DATE \_\_\_\_\_

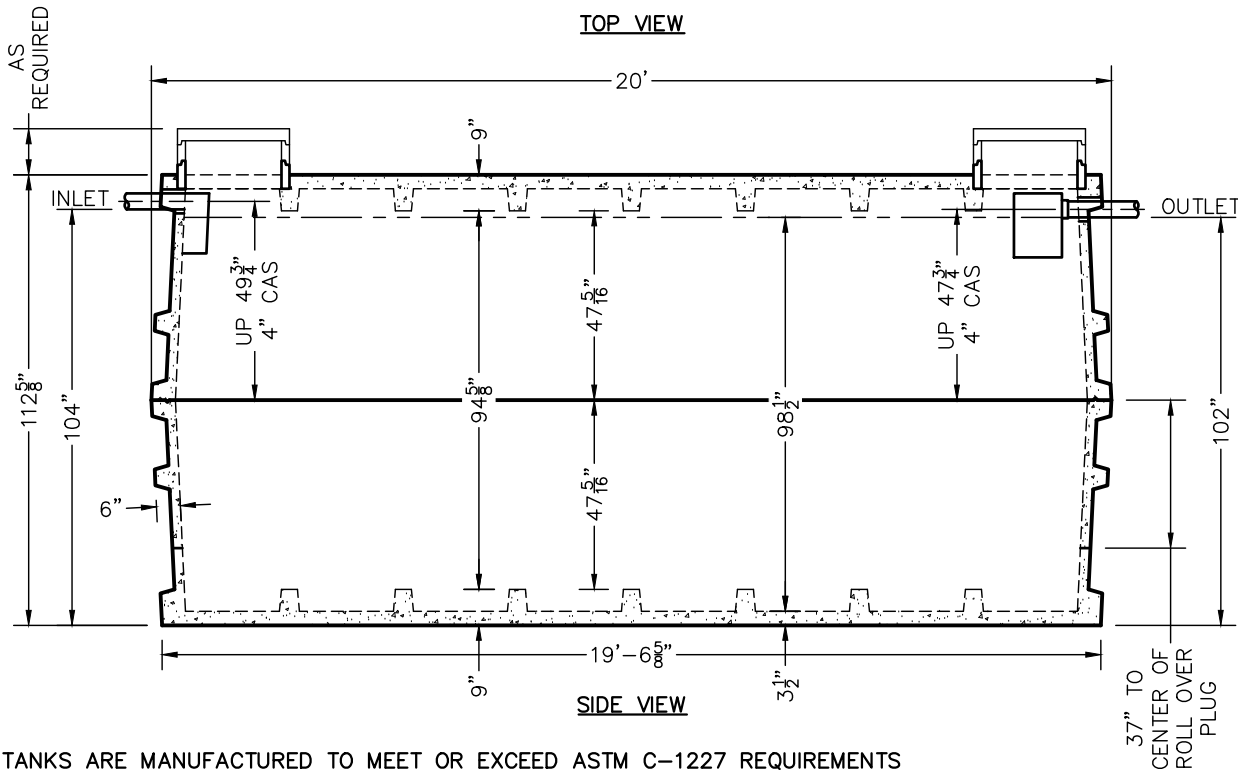
**DRAWINGS SUBMITTED FOR APPROVAL**

APPROVED BY: \_\_\_\_\_  
 APPROVAL DATE: \_\_\_\_\_  
 PRODUCTS NEEDED BY: \_\_\_\_\_

TANKS ARE MANUFACTURED TO MEET OR EXCEED ASTM C-1227 REQUIREMENTS



TOP VIEW



SIDE VIEW

# W12000 TANK SPECIFICATIONS

**DIMENSIONS:**  
 WALL: 6" RIBBED  
 BOTTOM: 9" RIBBED  
 COVER: 9" RIBBED  
 MANHOLE: 24" I.D. PRECAST CONCRETE RISER  
 HEIGHT: 112 5/8"  
 LENGTH: 20'-0"  
 WIDTH: 12'-0"  
 BELOW INLET: 104"  
 LIQUID LEVEL: 98 1/2"  
 WEIGHT: 29,000 LBS. PER SECTION

**INLET AND OUTLET:**  
 4" CAST-A-SEAL BOOT OR EQUAL GASKET

**INLET AND OUTLET BAFFLE AND FILTER:**  
 WISCONSIN, SEE DETAIL #10 (OTHER STATES SEE CHART)

LIQUID CAPACITY: 126.90 GAL/IN

**HOLDING TANK:**  
 OUTLET HOLE PLUGGED  
 ACTUAL CAPACITY: 12,055 GALLONS

LOADING DESIGN: 8'-0" UNSATURATED SOIL

TANK CAN BE USED AS:  
 SEPTIC / HOLDING / PUMP OR SIPHON

TANK: MIX DESIGN #9 (SMALL FIBER)

**CUSTOMIZED TANKS:**  
 FOR CUSTOM TANKS CONTACT WIESER CONCRETE

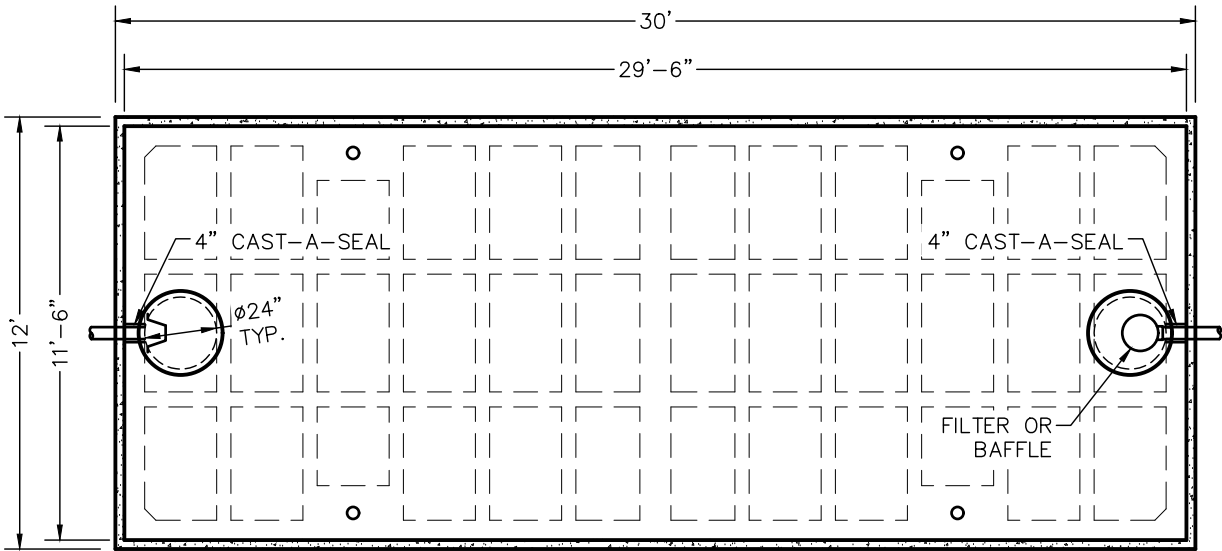
|  |       |      |                     |               |                |              |
|--|-------|------|---------------------|---------------|----------------|--------------|
| PRE-POUR:                              | DATE: | REV. | SCALE: 1/4" = 1'-0" | DRAWN BY: WCP | DATE: 00/00/00 | FILE: w12000 |
| POST-POUR:                             |       |      |                     |               |                |              |
| <b>WIESER CONCRETE</b>                 |       |      |                     |               |                |              |
| W3716 US HWY 10, MAIDEN ROCK, WI 54750 |       |      |                     |               |                |              |
| 800-325-8456                           |       |      |                     |               |                |              |
| W12000<br>SEPTIC MANUAL                |       |      |                     |               |                |              |
| SHEET NO. 1 OF 1                       |       |      |                     |               |                |              |

REVIEWED BY \_\_\_\_\_  
 REVIEW DATE \_\_\_\_\_

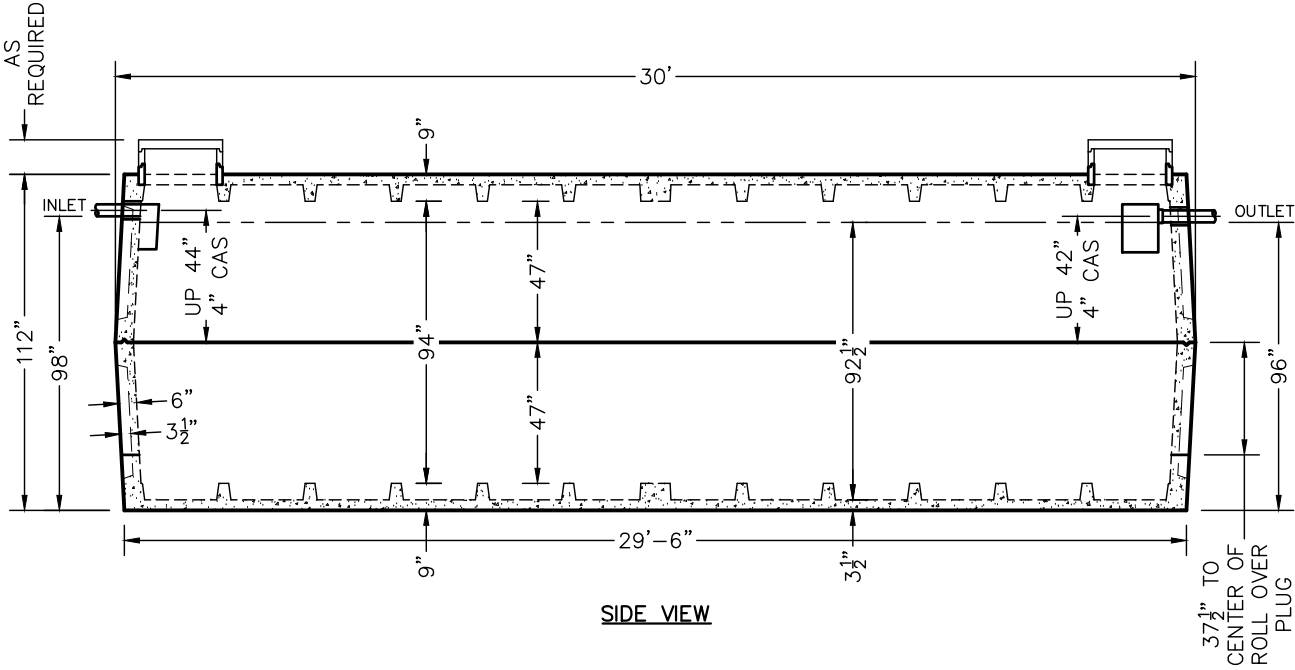
**DRAWINGS SUBMITTED FOR APPROVAL**

APPROVED BY: \_\_\_\_\_  
 APPROVAL DATE: \_\_\_\_\_  
 PRODUCTS NEEDED BY: \_\_\_\_\_

# W18000 TANK SPECIFICATIONS



TOP VIEW



SIDE VIEW

**DIMENSIONS:**  
 WALL: 6" RIBBED  
 BOTTOM: 9" RIBBED  
 COVER: 9" RIBBED  
 MANHOLE: 24" I.D. PRECAST CONCRETE RISER  
 HEIGHT: 112"  
 LENGTH: 30'-0"  
 WIDTH: 12'-0"  
 BELOW INLET: 98"  
 LIQUID LEVEL: 92 1/2"  
 WEIGHT: 42,000 LBS. PER SECTION

**INLET AND OUTLET:**  
 4" CAST-A-SEAL BOOT OR EQUAL GASKET

**INLET AND OUTLET Baffle AND FILTER:**  
 WISCONSIN, SEE DETAIL #10 (OTHER STATES SEE CHART)

LIQUID CAPACITY: 194.63 GAL/IN

**HOLDING TANK:**  
 OUTLET HOLE PLUGGED  
 ACTUAL CAPACITY: 18,393 GALLONS

LOADING DESIGN: 8'-0" UNSATURATED SOIL

TANK CAN BE USED AS:  
 SEPTIC / HOLDING / PUMP OR SIPHON

TANK: MIX DESIGN #9 (SMALL FIBER)

**CUSTOMIZED TANKS:**  
 FOR CUSTOM TANKS CONTACT  
 WIESER CONCRETE

REVIEWED BY \_\_\_\_\_  
 REVIEW DATE \_\_\_\_\_

**DRAWINGS SUBMITTED FOR APPROVAL**

APPROVED BY: \_\_\_\_\_  
 APPROVAL DATE: \_\_\_\_\_  
 PRODUCTS NEEDED BY: \_\_\_\_\_

|                      |       |               |                |
|----------------------|-------|---------------|----------------|
| PRE-POUR:            |       | DATE:         |                |
| SCALE: 3/16" = 1'-0" | REV.: | DRAWN BY: WCP | DATE: 00/00/00 |
| POST-POUR:           | DATE: | FILE: w18000  |                |

**WIESER CONCRETE**

W3716 US HWY 10, MAIDEN ROCK, WI 54750  
 800-325-8456

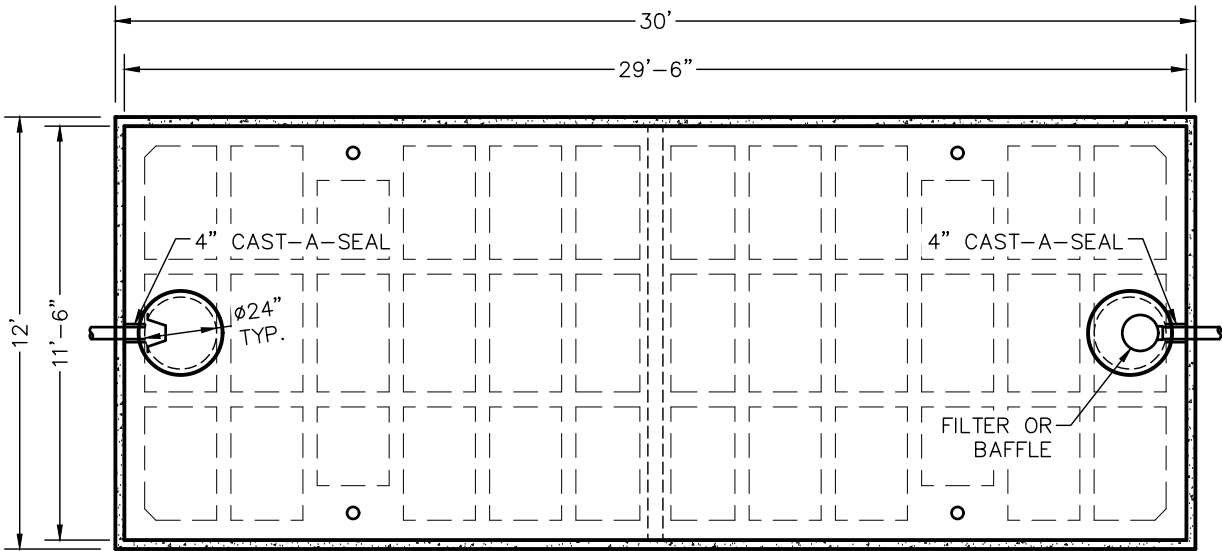
W18000  
SEPTIC MANUAL

SHEET NO.  
1 OF 1

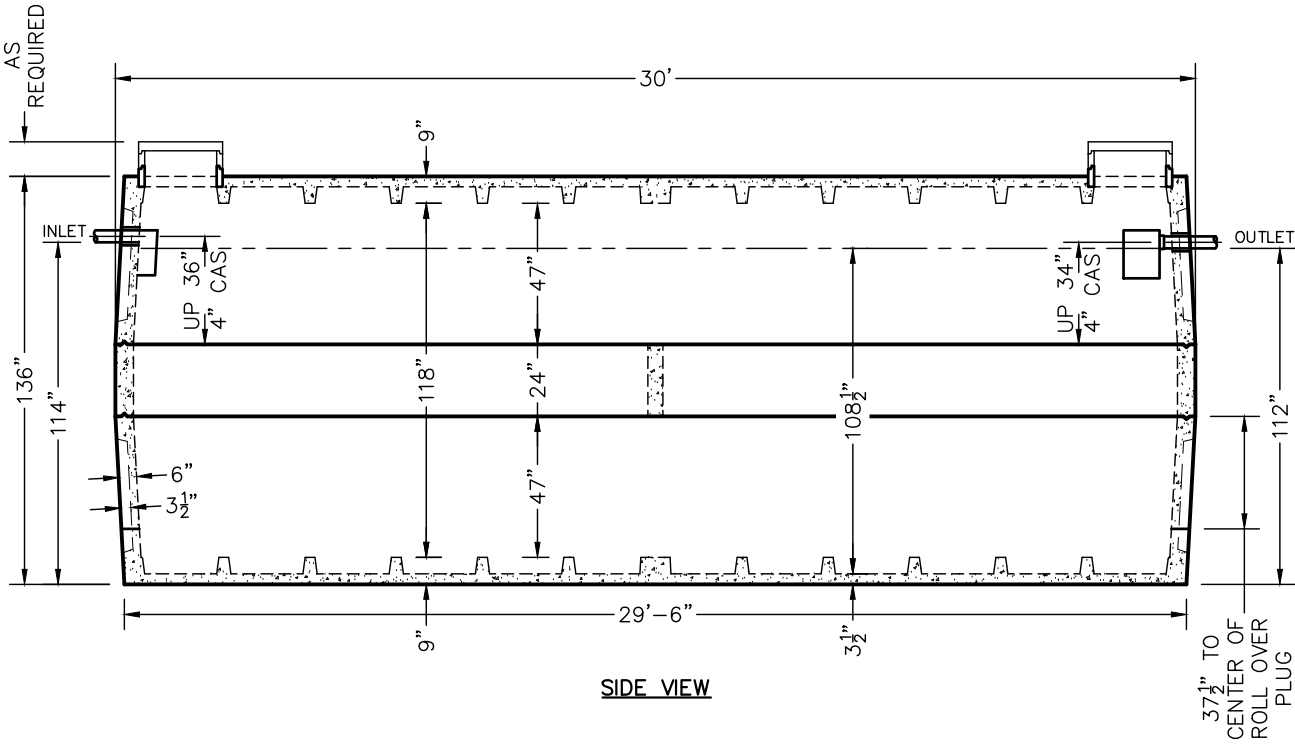
TANKS ARE MANUFACTURED TO MEET OR EXCEED ASTM C-1227 REQUIREMENTS



# W20000 TANK SPECIFICATIONS



TOP VIEW



SIDE VIEW

**DIMENSIONS:**  
 WALL: 6" RIBBED  
 BOTTOM: 9" RIBBED  
 COVER: 9" RIBBED  
 MANHOLE: 24" I.D. PRECAST CONCRETE RISER  
 HEIGHT: 136"  
 LENGTH: 30'-0"  
 WIDTH: 12'-0"  
 BELOW INLET: 114"  
 LIQUID LEVEL: 108 1/2"  
 WEIGHT: 42,000 LBS.  
 PER TOP OR BOTTOM SECTION  
 12,600 LBS. FOR MIDDLE SECTION

**INLET AND OUTLET:**  
 4" CAST-A-SEAL BOOT  
 OR EQUAL GASKET

**INLET AND OUTLET BAFFLE AND FILTER:**  
 WISCONSIN, SEE DETAIL #10  
 (OTHER STATES SEE CHART)

LIQUID CAPACITY: 194.63 GAL/IN

**HOLDING TANK:**  
 OUTLET HOLE PLUGGED  
 ACTUAL CAPACITY: 18,393 GALLONS

LOADING DESIGN: 8'-0" UNSATURATED SOIL

TANK CAN BE USED AS:  
 SEPTIC / HOLDING / PUMP OR SIPHON

TANK: MIX DESIGN #9 (SMALL FIBER)

**CUSTOMIZED TANKS:**  
 FOR CUSTOM TANKS CONTACT  
 WIESER CONCRETE

REVIEWED BY \_\_\_\_\_  
 REVIEW DATE \_\_\_\_\_

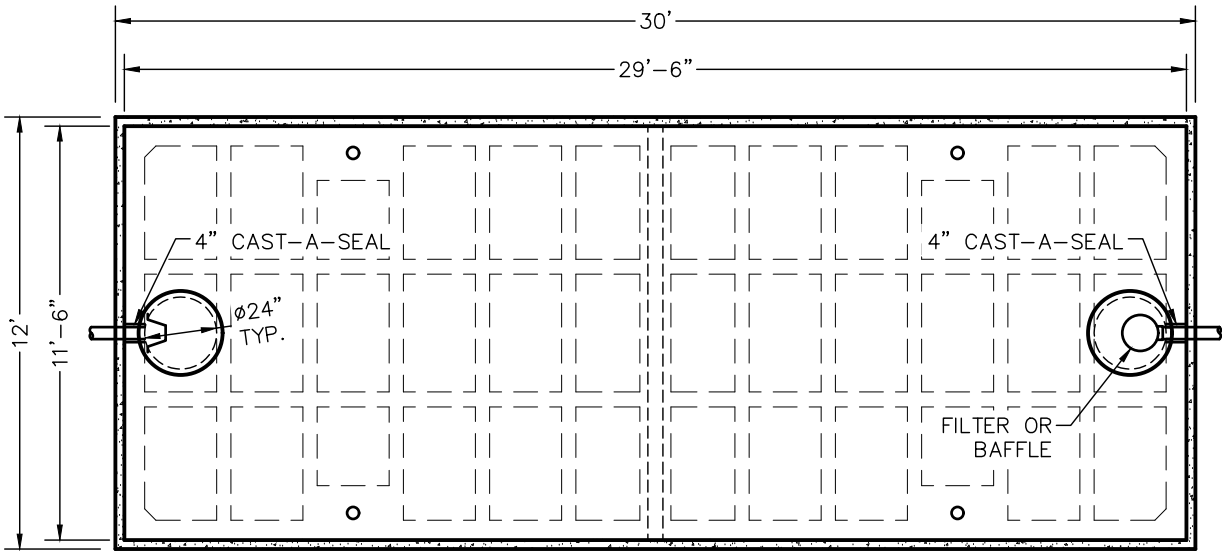
**DRAWINGS SUBMITTED  
 FOR APPROVAL**

APPROVED BY: \_\_\_\_\_  
 APPROVAL DATE: \_\_\_\_\_  
 PRODUCTS NEEDED BY: \_\_\_\_\_


TANKS ARE MANUFACTURED TO MEET OR EXCEED ASTM C-1227 REQUIREMENTS

|                        |       |  |                |
|------------------------|-------|--|----------------|
| PRE-POUR:              |       | DATE:                                  |                |
| SCALE: 3/16" = 1'-0"   | REV.: | DRAWN BY: WCP                          | DATE: 00/00/00 |
| <b>WIESER CONCRETE</b> |       | W3716 US HWY 10, MAIDEN ROCK, WI 54750 |                |
| W20000                 |       | SEPTIC MANUAL                          |                |
| SHEET NO.              |       | FILE: w20000                           |                |
| 1                      |       | 800-325-8456                           |                |
| OF                     |       | 1                                      |                |

# W25000 TANK SPECIFICATIONS



TOP VIEW



SIDE VIEW

**DIMENSIONS:**  
 WALL: 6" RIBBED  
 BOTTOM: 9" RIBBED  
 COVER: 9" RIBBED  
 MANHOLE: 24" I.D. PRECAST CONCRETE RISER  
 HEIGHT: 160"  
 LENGTH: 30'-0"  
 WIDTH: 12'-0"  
 BELOW INLET: 138"  
 LIQUID LEVEL: 132 1/2"  
 WEIGHT: 42,000 LBS.  
 PER TOP OR BOTTOM SECTION  
 25,200 LBS. FOR MIDDLE SECTION

**INLET AND OUTLET:**  
 4" CAST-A-SEAL BOOT  
 OR EQUAL GASKET

**INLET AND OUTLET BAFFLE AND FILTER:**  
 WISCONSIN, SEE DETAIL #10  
 (OTHER STATES SEE CHART)

LIQUID CAPACITY: 194.63 GAL/IN

**HOLDING TANK:**  
 OUTLET HOLE PLUGGED  
 ACTUAL CAPACITY: 26,178 GALLONS

LOADING DESIGN: 8'-0" UNSATURATED SOIL

TANK CAN BE USED AS:  
 SEPTIC / HOLDING / PUMP OR SIPHON

TANK: MIX DESIGN #9 (SMALL FIBER)

**CUSTOMIZED TANKS:**  
 FOR CUSTOM TANKS CONTACT  
 WIESER CONCRETE

REVIEWED BY \_\_\_\_\_  
 REVIEW DATE \_\_\_\_\_

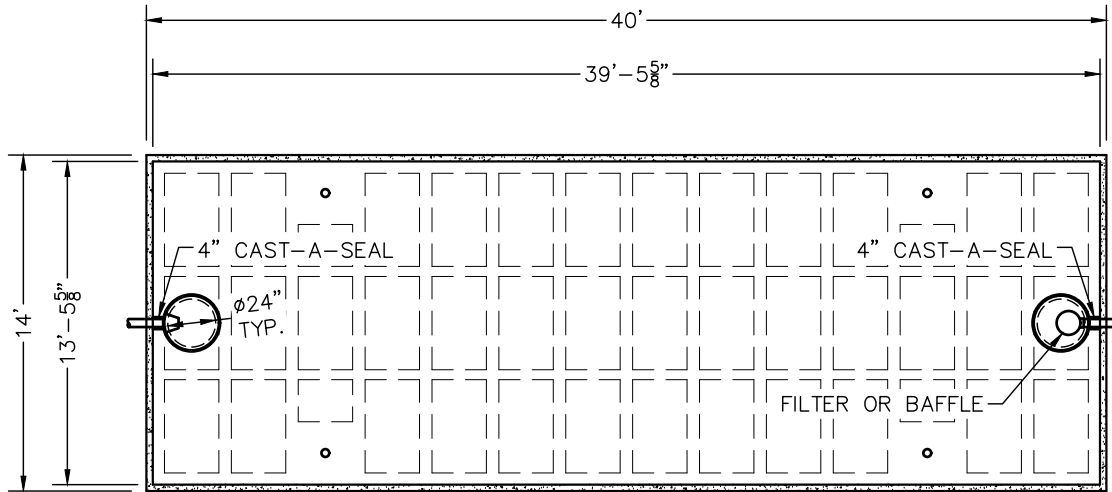
**DRAWINGS SUBMITTED  
FOR APPROVAL**

APPROVED BY: \_\_\_\_\_  
 APPROVAL DATE: \_\_\_\_\_  
 PRODUCTS NEEDED BY: \_\_\_\_\_

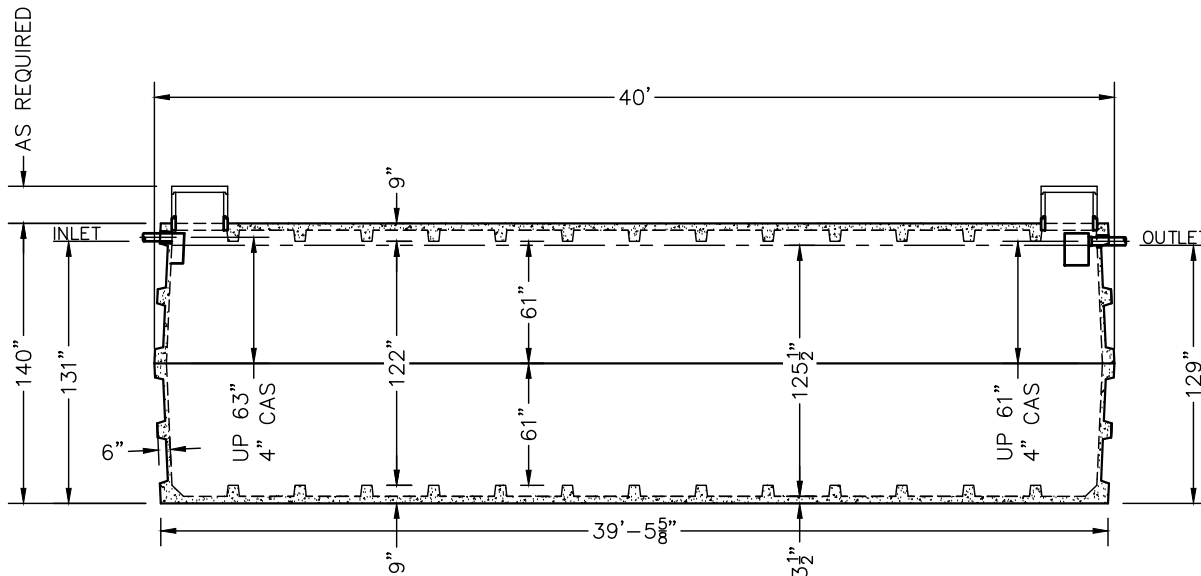
|  |               |                |                     |
|--|---------------|----------------|---------------------|
| PRE-POUR:  |               | DATE:          |                     |
| SCALE: 3/16" = 1'-0"                                   | REV.:         | DRAWN BY: WCP  | DATE: 00/00/00      |
| POST-POUR:   | REV.:         | DATE: 00/00/00 | FILE: w25000        |
| <b>WIESER CONCRETE</b>                                 |               |                |                     |
| W3716 US HWY 10, MAIDEN ROCK, WI 54750<br>800-325-8456 |               |                |                     |
| W25000   | SEPTIC MANUAL |                |                     |
|  |               |                | SHEET NO.<br>1 OF 1 |

TANKS ARE MANUFACTURED TO MEET OR EXCEED ASTM C-1227 REQUIREMENTS

# W38000 TANK SPECIFICATIONS



TOP VIEW



SIDE VIEW

**DIMENSIONS:**  
 WALL: 6" RIBBED  
 BOTTOM: 9" RIBBED  
 COVER: 9" RIBBED  
 MANHOLE: 24" I.D. PRECAST CONCRETE RISER  
 HEIGHT: 140"  
 LENGTH: 40'-0"  
 WIDTH: 14'-0"  
 BELOW INLET: 131"  
 LIQUID LEVEL: 125 1/2"  
 WEIGHT: 70,000 LBS. PER SECTION

**INLET AND OUTLET:**  
 4" CAST-A-SEAL BOOT  
 OR EQUAL GASKET

**INLET AND OUTLET BAFFLE AND FILTER:**  
 WISCONSIN, SEE DETAIL #10  
 (OTHER STATES SEE CHART)

LIQUID CAPACITY: 305.12 GAL/IN

**HOLDING TANK:**  
 OUTLET HOLE PLUGGED  
 ACTUAL CAPACITY: 38,903 GALLONS

LOADING DESIGN: 8'-0" UNSATURATED SOIL

TANK CAN BE USED AS:  
 SEPTIC / HOLDING / PUMP OR SIPHON

TANK: MIX DESIGN #9 (SMALL FIBER)

**CUSTOMIZED TANKS:**  
 FOR CUSTOM TANKS CONTACT  
 WIESER CONCRETE

|  |               |                |              |            |           |
|--|---------------|----------------|--------------|------------|-----------|
| PRE-POUR:                              |               | DATE:          |              | POST-POUR: |           |
| SCALE: 1/8" = 1'-0"                    | DRAWN BY: WCP | DATE: 00/00/00 | FILE: w38000 |            |           |
| <b>WIESER CONCRETE</b>                 |               |                |              |            |           |
| W3716 US HWY 10, MAIDEN ROCK, WI 54750 |               |                |              |            |           |
| 800-325-8456                           |               |                |              |            |           |
| W38000                                 | SEPTIC MANUAL |                |              |            | SHEET NO. |
|  |               |                |              |            | 1         |
|  |               |                |              |            | OF        |
|  |               |                |              |            | 1         |

REVIEWED BY: \_\_\_\_\_

REVIEW DATE: \_\_\_\_\_

**DRAWINGS SUBMITTED  
FOR APPROVAL**

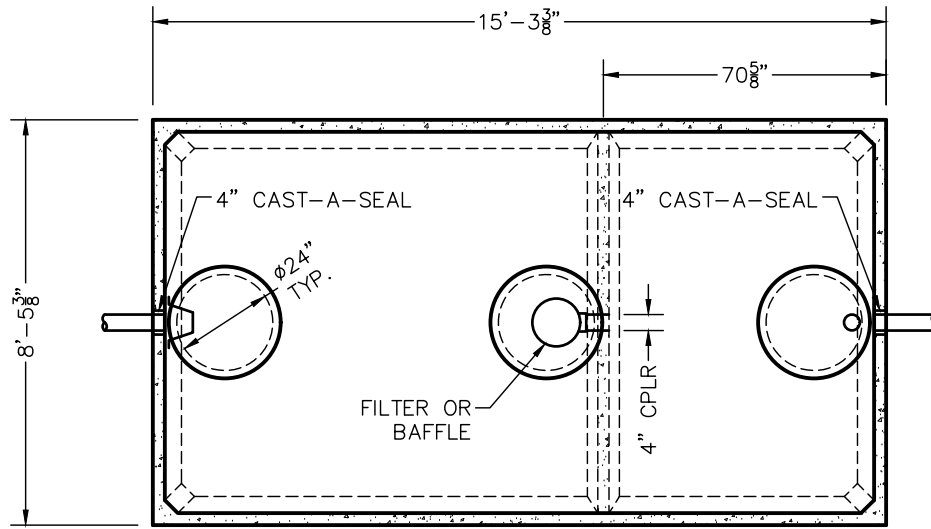
APPROVED BY: \_\_\_\_\_

APPROVAL DATE: \_\_\_\_\_

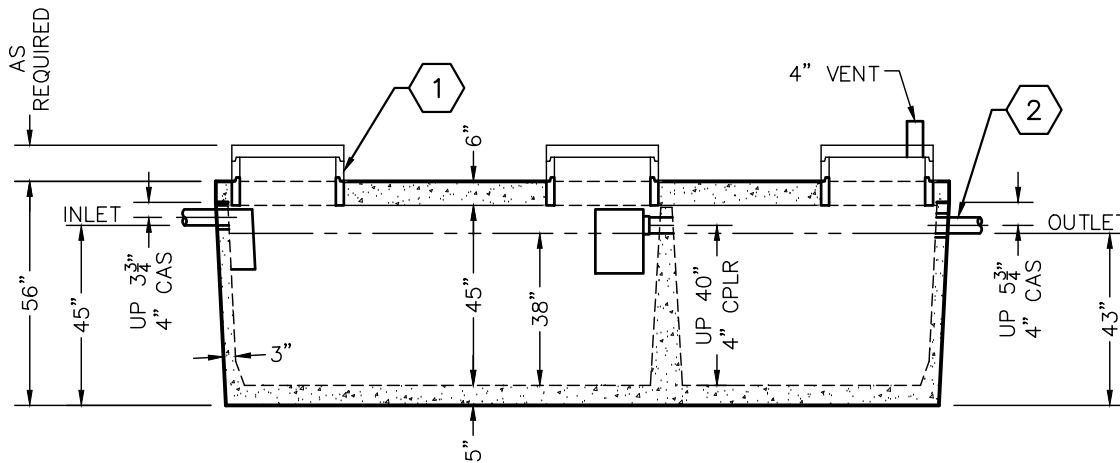
PRODUCTS NEEDED BY: \_\_\_\_\_

TANKS ARE MANUFACTURED TO MEET OR EXCEED ASTM C-1227 REQUIREMENTS

# WLP1585/950 TANK SPECIFICATIONS



TOP VIEW



SIDE VIEW

**DIMENSIONS:**

- WALL: 3"
- BOTTOM: 5"
- COVER: 6"
- MANHOLE: 24" I.D. PRECAST CONCRETE RISER
- HEIGHT: 56"
- LENGTH: 15'-3 3/8"
- WIDTH: 8'-5 3/8"
- BELOW INLET: 45"
- LIQUID LEVEL: 38"
- WEIGHT: BOTTOM 15,977 LBS.  
COVER 9,300 LBS.

**INLET AND OUTLET:**

4" CAST-A-SEAL BOOT OR EQUAL GASKET

**INLET AND OUTLET BAFFLE AND FILTER:**

WISCONSIN, SEE DETAIL #10  
(OTHER STATES SEE CHART)

LIQUID CAPACITY: 41.67 GAL/IN (SEPTIC)  
25.00 GAL/IN (PUMP)

LOADING DESIGN: 8'-0" UNSATURATED SOIL

**TANK CAN BE USED AS:**

SEPTIC/SEPTIC, SEPTIC/PUMP,  
OR SEPTIC/SIPHON

COVER: MIX DESIGN #8 (NO FIBER)

TANK: MIX DESIGN #9 (SMALL FIBER)

**CUSTOMIZED TANKS:**

FOR CUSTOM TANKS CONTACT WIESER CONCRETE

**KEY NOTES:**

- 1 CONCRETE OR EZ-SNAP RISERS
- 2 OPTIONAL 2" OUTLET 16" UP FROM BOTTOM OF TANK

REVIEWED BY \_\_\_\_\_  
REVIEW DATE \_\_\_\_\_

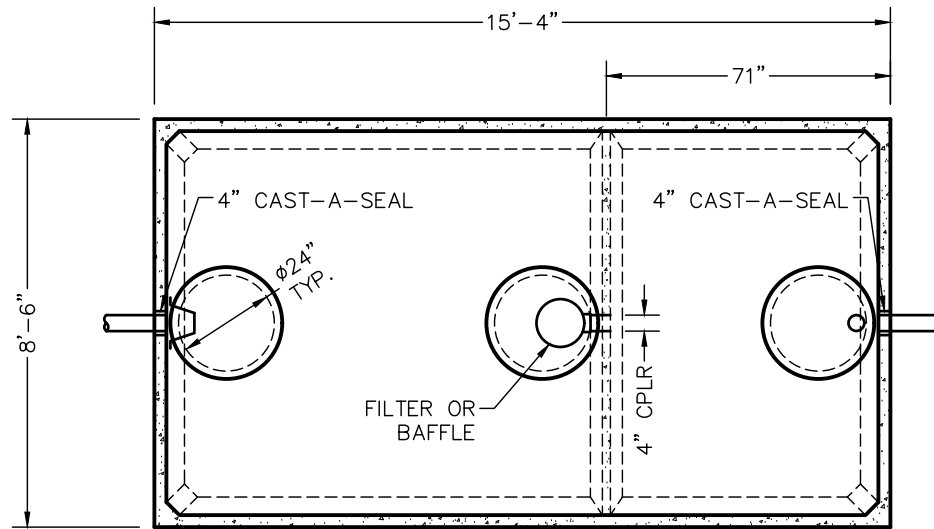
**DRAWINGS SUBMITTED  
FOR APPROVAL**

APPROVED BY: \_\_\_\_\_  
APPROVAL DATE: \_\_\_\_\_  
PRODUCTS NEEDED BY: \_\_\_\_\_

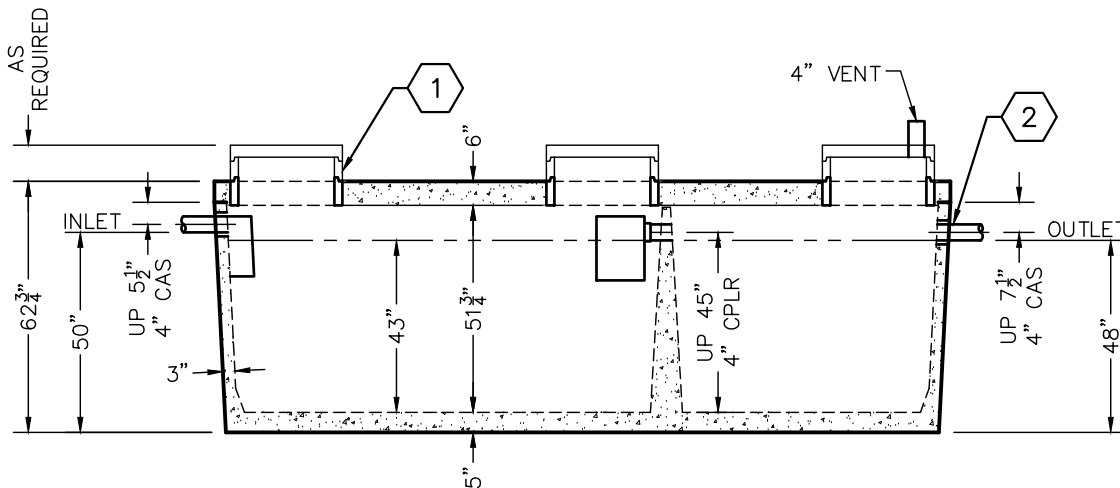
TANKS ARE MANUFACTURED TO MEET OR EXCEED ASTM C-1227 REQUIREMENTS

|  |                |                   |                     |
|--|----------------|-------------------|---------------------|
| PRE-POUR:  |                | DATE:             |                     |
| SCALE: 1/4" = 1'-0"                                    | DRAWN BY: WCP  | REV.              | POST-POUR:          |
| DATE: 00/00/00   | DATE: 00/00/00 | FILE: wlp1585-950 |                     |
| <b>WIESER CONCRETE</b>                                 |                |                   |                     |
| W3716 US HWY 10, MAIDEN ROCK, WI 54750<br>800-325-8456 |                |                   |                     |
| WLP1585-950  | SEPTIC MANUAL  |                   |                     |
|  |                |                   | SHEET NO.<br>1 OF 1 |

# WLP1800/1100 TANK SPECIFICATIONS



TOP VIEW



SIDE VIEW

**DIMENSIONS:**

- WALL: 3"
- BOTTOM: 5"
- COVER: 6"
- MANHOLE: 24" I.D. PRECAST CONCRETE RISER
- HEIGHT: 62 3/4"
- LENGTH: 15'-4"
- WIDTH: 8'-6"
- BELOW INLET: 50"
- LIQUID LEVEL: 43"
- WEIGHT: BOTTOM 18,017 LBS.  
COVER 9,300 LBS.

**INLET AND OUTLET:**

4" CAST-A-SEAL BOOT OR EQUAL GASKET

**INLET AND OUTLET BAFFLE AND FILTER:**

WISCONSIN, SEE DETAIL #10  
(OTHER STATES SEE CHART)

LIQUID CAPACITY: 41.86 GAL/IN (SEPTIC)  
25.58 GAL/IN (PUMP)

LOADING DESIGN: 8'-0" UNSATURATED SOIL

**TANK CAN BE USED AS:**

SEPTIC/SEPTIC, SEPTIC/PUMP,  
OR SEPTIC/SIPHON

COVER: MIX DESIGN #8 (NO FIBER)  
TANK: MIX DESIGN #9 (SMALL FIBER)

**CUSTOMIZED TANKS:**

FOR CUSTOM TANKS CONTACT WIESER CONCRETE

**KEY NOTES:**

- 1 CONCRETE OR EZ-SNAP RISERS
- 2 OPTIONAL 2" OUTLET 16" UP FROM BOTTOM OF TANK

REVIEWED BY \_\_\_\_\_  
REVIEW DATE \_\_\_\_\_

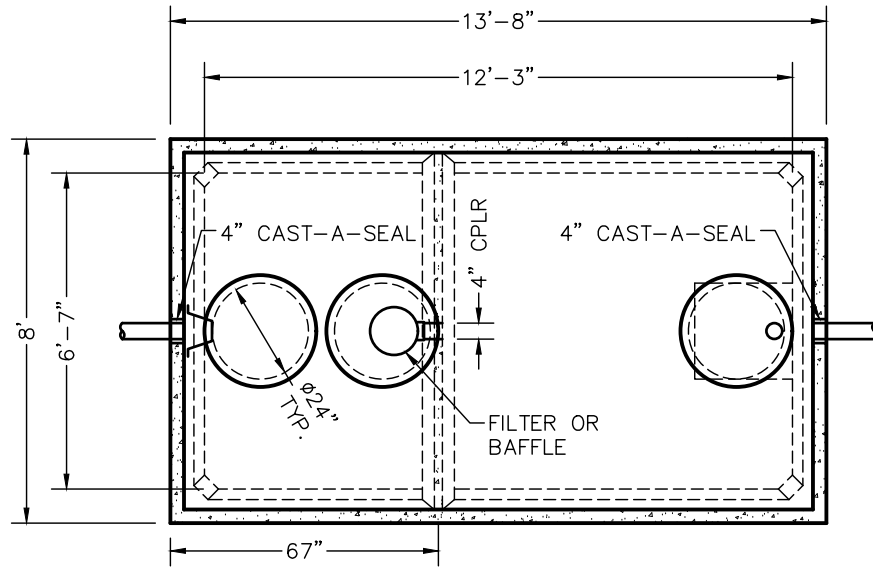
**DRAWINGS SUBMITTED  
FOR APPROVAL**

APPROVED BY: \_\_\_\_\_  
APPROVAL DATE: \_\_\_\_\_  
PRODUCTS NEEDED BY: \_\_\_\_\_

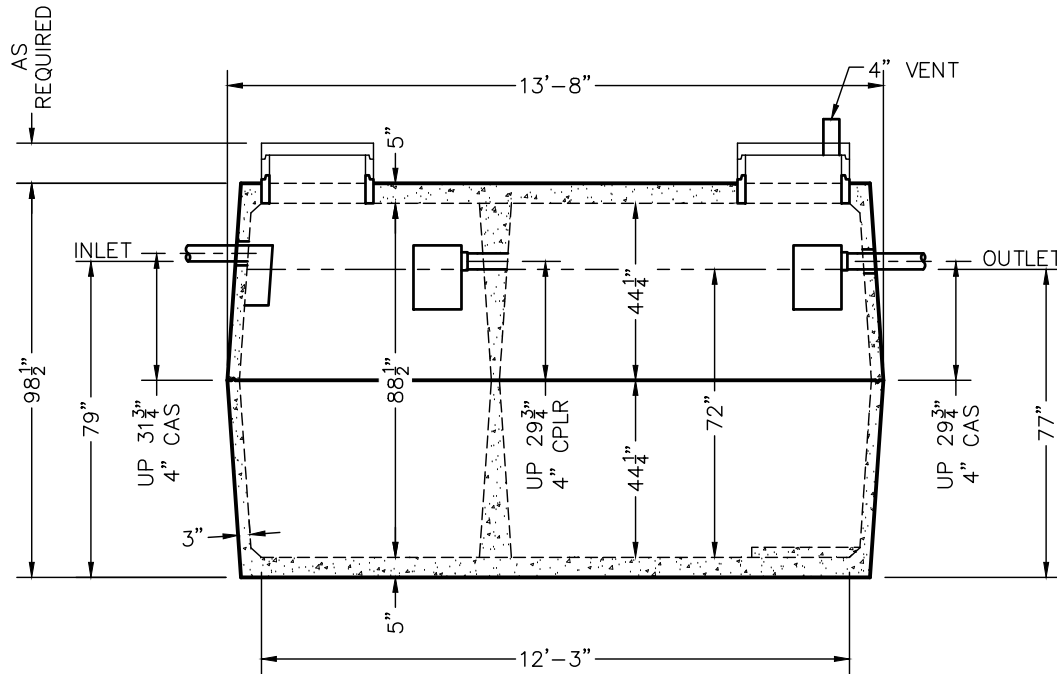
TANKS ARE MANUFACTURED TO MEET OR EXCEED ASTM C-1227 REQUIREMENTS

|  |               |                |                     |
|--|---------------|----------------|---------------------|
| PRE-POUR:  |               | POST-POUR:     |                     |
| DATE:  |               | REV.           |                     |
| SCALE: 1/4" = 1'-0"                                    | DRAWN BY: WCP | DATE: 00/00/00 | FILE: wlp1800-1100  |
| <b>WIESER CONCRETE</b>                                 |               |                |                     |
| W3716 US HWY 10, MAIDEN ROCK, WI 54750<br>800-325-8456 |               |                |                     |
| WLP1800-1100   | SEPTIC MANUAL |                |                     |
|  |               |                | SHEET NO.<br>1 OF 1 |

# W1650/2500 TANK SPECIFICATIONS



**TOP VIEW**



**SIDE VIEW**

**DIMENSIONS:**

WALL: 3"  
 BOTTOM: 5"  
 COVER: 5"  
 MANHOLE: 24" I.D. PRECAST CONCRETE RISER  
 HEIGHT: 98 1/2"  
 LENGTH: 13'-8"  
 WIDTH: 8'-0"  
 BELOW INLET: 79"  
 LIQUID LEVEL: 72"  
 WEIGHT: 13,200 LBS. PER SECTION

**INLET AND OUTLET:**

4" CAST-A-SEAL BOOT OR EQUAL GASKET

**INLET AND OUTLET BAFFLE AND FILTER:**

WISCONSIN, SEE DETAIL #10  
 (OTHER STATES SEE CHART)

LIQUID CAPACITY: 22.89 GAL/IN (SEPTIC)  
 34.53 GAL/IN (PUMP)

**HOLDING TANK:**

OUTLET HOLE PLUGGED  
 ACTUAL CAPACITY: 4,134 GALLONS

LOADING DESIGN: 8'-0" UNSATURATED SOIL

**TANK CAN BE USED AS:**

SEPTIC/SEPTIC, SEPTIC/PUMP, SEPTIC/SIPHON,  
 OR HOLDING

TANK: MIX DESIGN #9 (SMALL FIBER)

**CUSTOMIZED TANKS:**

FOR CUSTOM TANKS CONTACT WIESER CONCRETE

REVIEWED BY \_\_\_\_\_  
 REVIEW DATE \_\_\_\_\_

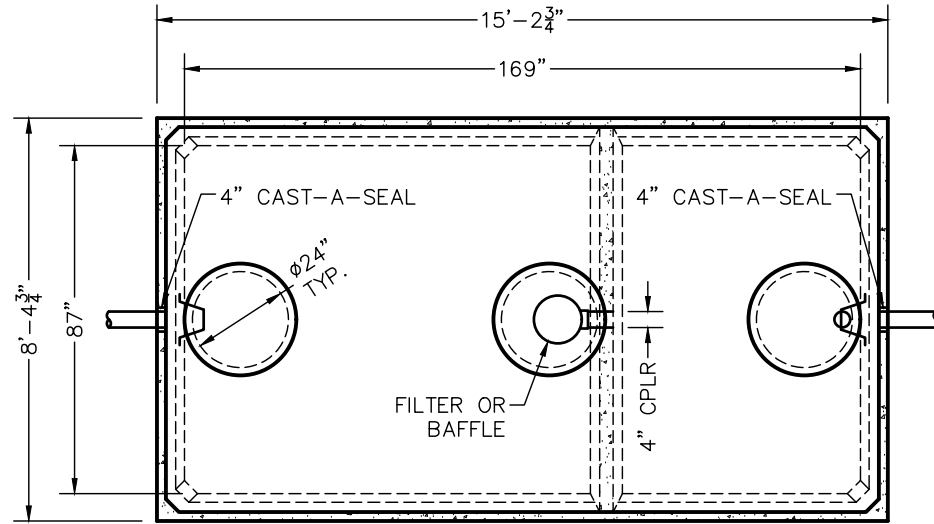
**DRAWINGS SUBMITTED  
FOR APPROVAL**

APPROVED BY: \_\_\_\_\_  
 APPROVAL DATE: \_\_\_\_\_  
 PRODUCTS NEEDED BY: \_\_\_\_\_

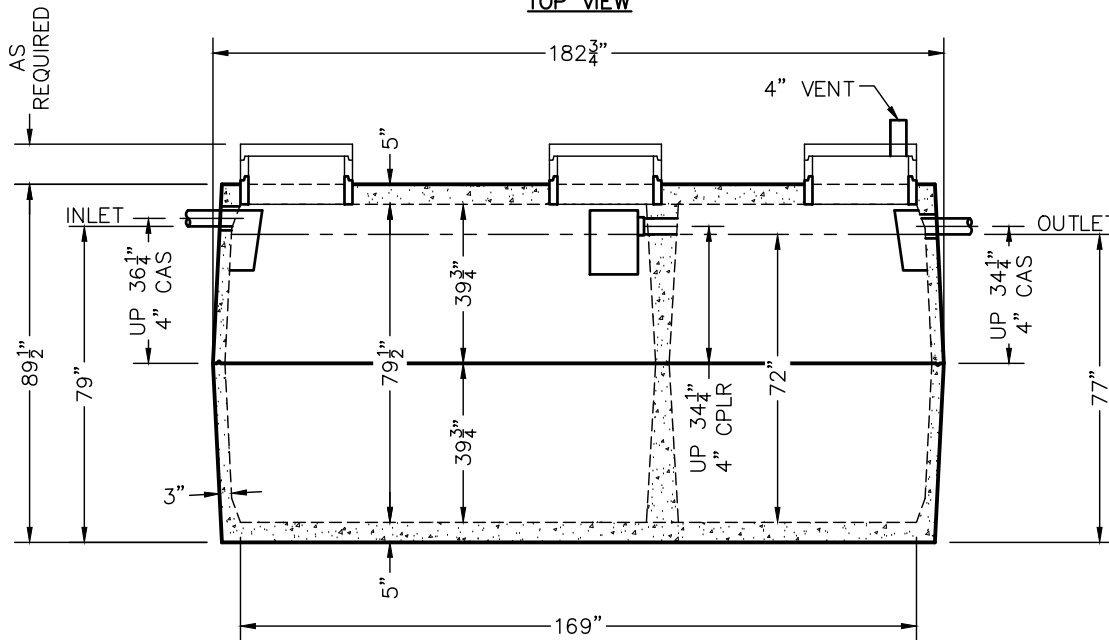
TANKS ARE MANUFACTURED TO MEET OR EXCEED ASTM C-1227 REQUIREMENTS

|  |                |                  |           |
|--|----------------|------------------|-----------|
| PRE-POUR:  |                | DATE:            |           |
| SCALE: 1/4" = 1'-0"                                    | REV.           | REV.             | REV.      |
| DRAWN BY: WCP  | DATE: 00/00/00 | FILE: w1650-2500 |           |
| <b>WIESER CONCRETE</b>                                 |                |                  |           |
| W3716 US HWY 10, MAIDEN ROCK, WI 54750<br>800-325-8456 |                |                  |           |
| W1650-2500   | SEPTIC MANUAL  |                  |           |
|  |                |                  | SHEET NO. |
|  |                |                  | 1 OF 1    |

# W3000/1800 TANK SPECIFICATIONS



TOP VIEW



SIDE VIEW

**DIMENSIONS:**

- WALL: 3"
- BOTTOM: 5"
- COVER: 5"
- MANHOLE: 24" I.D. PRECAST CONCRETE RISER
- HEIGHT: 89 1/2"
- LENGTH: 15'-2 3/4"
- WIDTH: 8'-4 3/4"
- BELOW INLET: 79"
- LIQUID LEVEL: 72"
- WEIGHT: 15,300 LBS. PER SECTION

**INLET AND OUTLET:**

4" CAST-A-SEAL BOOT OR EQUAL GASKET

**INLET AND OUTLET BAFFLE AND FILTER:**

WISCONSIN, SEE DETAIL #10  
(OTHER STATES SEE CHART)

LIQUID CAPACITY: 41.67 GAL/IN (SEPTIC)  
25.00 GAL/IN (PUMP)

LOADING DESIGN: 8'-0" UNSATURATED SOIL

**TANK CAN BE USED AS:**

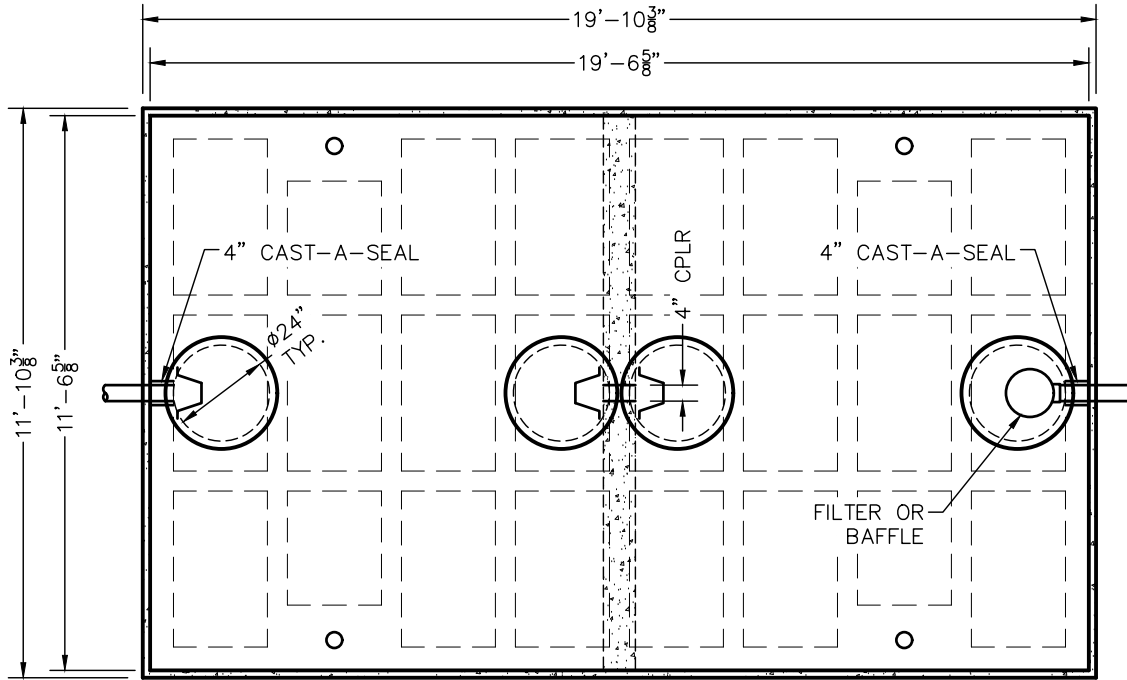
SEPTIC/SEPTIC, SEPTIC/PUMP,  
OR SEPTIC/SIPHON

TANK: MIX DESIGN #9 (SMALL FIBER)

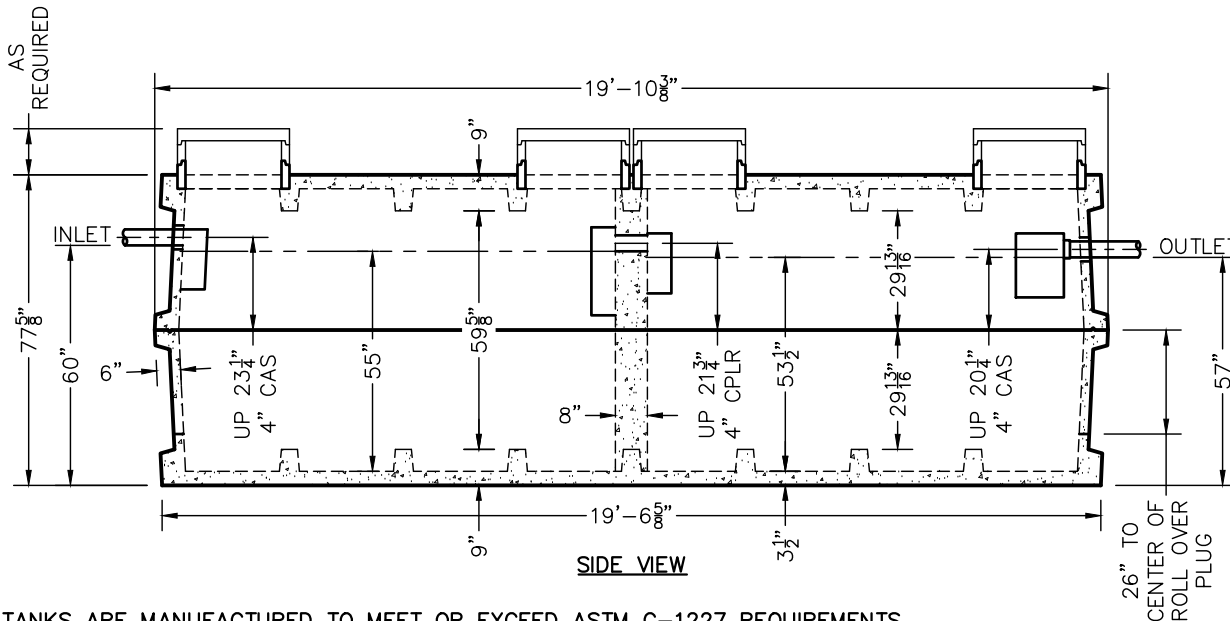
**CUSTOMIZED TANKS:**

FOR CUSTOM TANKS CONTACT WIESER CONCRETE

|  |               |                |                  |      |   |
|--|---------------|----------------|------------------|------|---|
| PRE-POUR:                              |               | DATE:          |                  | REV. |   |
| SCALE: 1/4" = 1'-0"                    | DRAWN BY: WCP | DATE: 00/00/00 | FILE: w3000-1800 |      |   |
| <b>WIESER CONCRETE</b>                 |               |                |                  |      |   |
| W3716 US HWY 10, MAIDEN ROCK, WI 54750 |               |                |                  |      |   |
| 800-325-8456                           |               |                |                  |      |   |
| W3000-1800                             | SEPTIC MANUAL |                |                  |      |   |
| DRAWINGS SUBMITTED FOR APPROVAL        |               |                |                  |      |   |
| APPROVED BY: _____                     |               |                |                  |      |   |
| APPROVAL DATE: _____                   |               |                |                  |      |   |
| PRODUCTS NEEDED BY: _____              |               |                |                  |      |   |
| SHEET NO.                              |               |                |                  |      | 1 |
| OF                                     |               |                |                  |      | 1 |



TOP VIEW



SIDE VIEW

TANKS ARE MANUFACTURED TO MEET OR EXCEED ASTM C-1227 REQUIREMENTS

# W3000/3000 TANK SPECIFICATIONS

**DIMENSIONS:**

- WALL: 6" RIBBED
- BOTTOM: 9" RIBBED
- COVER: 9" RIBBED
- MANHOLE: 24" I.D. PRECAST CONCRETE RISER
- HEIGHT: 77 5/8"
- LENGTH: 19'-10 3/8"
- WIDTH: 11'-10 3/8"
- BELOW INLET: 60"
- LIQUID LEVEL: 55" (COMP. 1)
- LIQUID LEVEL: 53 1/2" (COMP. 2)
- WEIGHT: 26,200 LBS. PER SECTION

**INLET AND OUTLET:**

- 4" CAST-A-SEAL BOOT OR EQUAL GASKET

INLET AND OUTLET BAFFLE AND FILTER:  
WISCONSIN, SEE DETAIL #10  
(OTHER STATES SEE CHART)

LIQUID CAPACITY: 62.43 GAL/IN (SEPTIC)  
62.43 GAL/IN (PUMP)

LOADING DESIGN: 8'-0" UNSATURATED SOIL

TANK CAN BE USED AS:  
SEPTIC/SEPTIC, SEPTIC/PUMP,  
OR SEPTIC/SIPHON

TANK: MIX DESIGN #9 (SMALL FIBER)

CUSTOMIZED TANKS:  
FOR CUSTOM TANKS CONTACT  
WIESER CONCRETE

REVIEWED BY \_\_\_\_\_  
REVIEW DATE \_\_\_\_\_

**DRAWINGS SUBMITTED  
FOR APPROVAL**

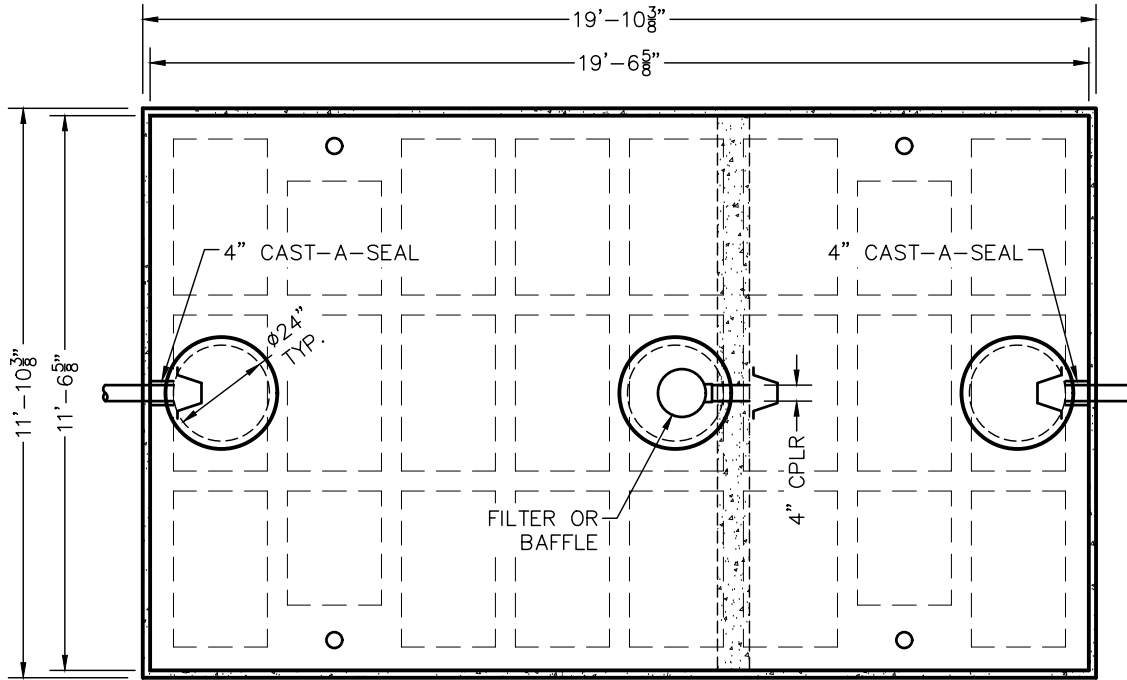
APPROVED BY: \_\_\_\_\_  
APPROVAL DATE: \_\_\_\_\_  
PRODUCTS NEEDED BY: \_\_\_\_\_

|                     |       |                |                |
|---------------------|-------|----------------|----------------|
| PRE-POUR:           |       | DATE:          |                |
| SCALE: 1/4" = 1'-0" | REV.: | DRAWN BY: WCP  | DATE: 00/00/00 |
| DRAWN BY: WCP       |       | DATE: 00/00/00 |                |
| FILE: w3000-3000    |       | POST-POUR:     |                |

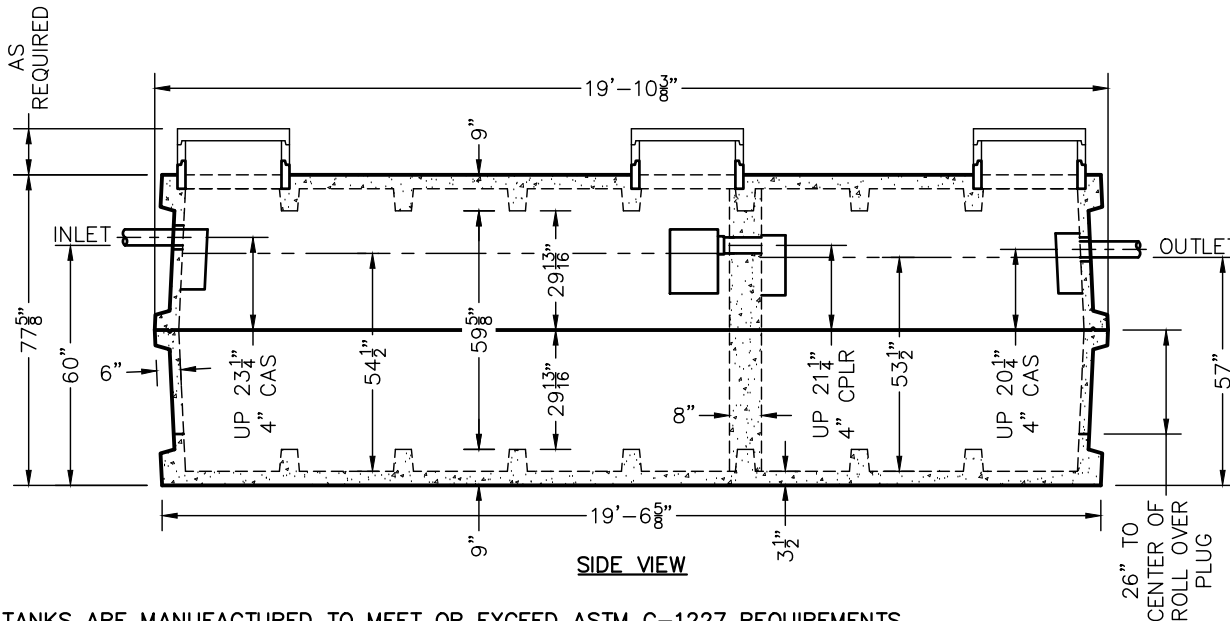
**WIESER CONCRETE**  
 W3716 US HWY 10, MAIDEN ROCK, WI 54750  
 800-325-8456

|                |               |
|----------------|---------------|
| W3000-3000     | SEPTIC MANUAL |
| SHEET NO.<br>1 | OF<br>1       |





TOP VIEW



SIDE VIEW

# W3800/2200 TANK SPECIFICATIONS

**DIMENSIONS:**  
 WALL: 6" RIBBED  
 BOTTOM: 9" RIBBED  
 COVER: 9" RIBBED  
 MANHOLE: 24" I.D. PRECAST  
 CONCRETE RISER  
 HEIGHT: 77 5/8"  
 LENGTH: 19'-10 3/8"  
 WIDTH: 11'-10 3/8"  
 BELOW INLET: 60"  
 LIQUID LEVEL: 54 1/2" (COMP. 1)  
 LIQUID LEVEL: 53 1/2" (COMP. 2)  
 WEIGHT: 26,200 LBS. PER SECTION

**INLET AND OUTLET:**  
 4" CAST-A-SEAL BOOT  
 OR EQUAL GASKET

**INLET AND OUTLET BAFFLE AND FILTER:**  
 WISCONSIN, SEE DETAIL #10  
 (OTHER STATES SEE CHART)

**LIQUID CAPACITY:** 77.86 GAL/IN (SEPTIC)  
 45.46 GAL/IN (PUMP)

**LOADING DESIGN:** 8'-0" UNSATURATED SOIL

**TANK CAN BE USED AS:**  
 SEPTIC/SEPTIC, SEPTIC/PUMP,  
 OR SEPTIC/SIPHON

**TANK: MIX DESIGN #9 (SMALL FIBER)**

**CUSTOMIZED TANKS:**  
 FOR CUSTOM TANKS CONTACT  
 WIESER CONCRETE

REVIEWED BY \_\_\_\_\_  
 REVIEW DATE \_\_\_\_\_

**DRAWINGS SUBMITTED  
FOR APPROVAL**

APPROVED BY: \_\_\_\_\_  
 APPROVAL DATE: \_\_\_\_\_  
 PRODUCTS NEEDED BY: \_\_\_\_\_

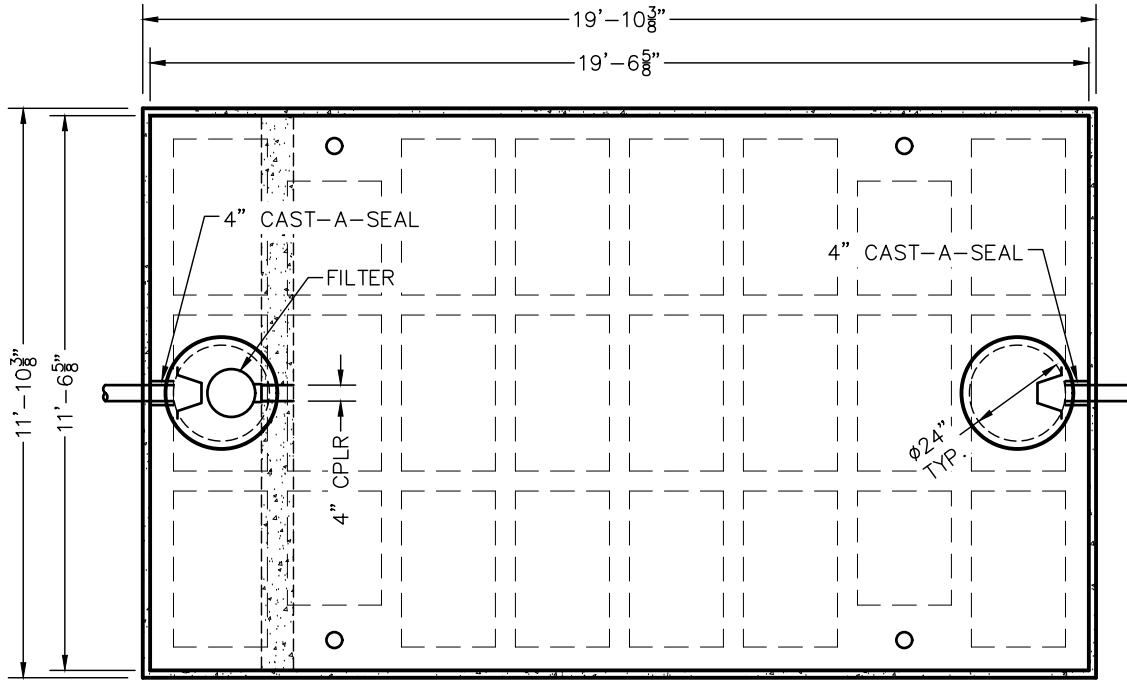
TANKS ARE MANUFACTURED TO MEET OR EXCEED ASTM C-1227 REQUIREMENTS

|            |                |      |                     |
|------------|----------------|------|---------------------|
| PRE-POUR:  | DATE:          | REV. | SCALE: 1/4" = 1'-0" |
| POST-POUR: | DATE:          | REV. | DRAWN BY: WCP       |
|            | DATE: 00/00/00 |      | DATE: 00/00/00      |
|            |                |      | FILE: w3800-2200    |

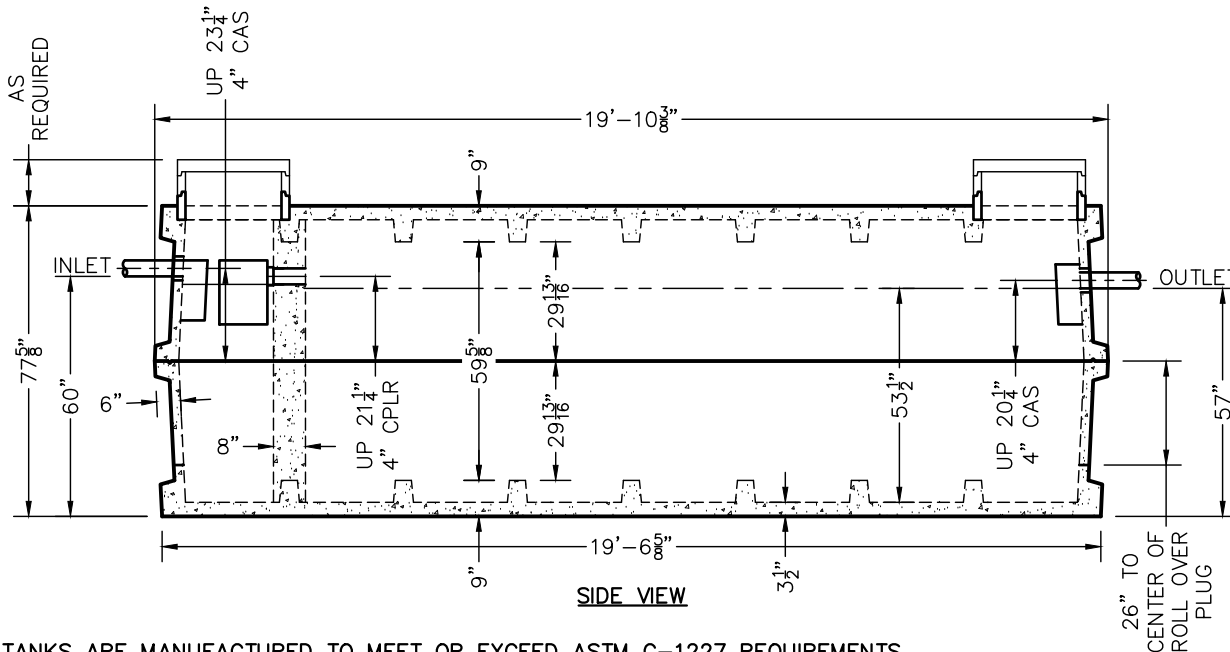
**WIESER CONCRETE**  
 W3716 US HWY 10, MAIDEN ROCK, WI 54750  
 800-325-8456

W3800-2200  
 SEPTIC MANUAL

SHEET NO.  
 1 OF 1



TOP VIEW



SIDE VIEW

# W700/5300 TANK SPECIFICATIONS

**DIMENSIONS:**  
 WALL: 6" RIBBED  
 BOTTOM: 9" RIBBED  
 COVER: 9" RIBBED  
 MANHOLE: 24" I.D. PRECAST  
 CONCRETE RISER  
 HEIGHT: 77 5/8"  
 LENGTH: 19'-10 3/8"  
 WIDTH: 11'-10 3/8"  
 BELOW INLET: 60"  
 LIQUID LEVEL: 54 1/2" (COMP. 1)  
 LIQUID LEVEL: 53 1/2" (COMP. 2)  
 WEIGHT: 26,200 LBS. PER SECTION

**INLET AND OUTLET:**  
 4" CAST-A-SEAL BOOT  
 OR EQUAL GASKET

**INLET AND OUTLET Baffle AND FILTER:**  
 WISCONSIN, SEE DETAIL #10  
 (OTHER STATES SEE CHART)

**LIQUID CAPACITY:** 14.02 GAL/IN (SEPTIC)  
 109.77 GAL/IN (PUMP)

**LOADING DESIGN:** 8'-0" UNSATURATED SOIL

**TANK CAN BE USED AS:**  
 SEPTIC/SEPTIC, SEPTIC/PUMP,  
 OR SEPTIC/SIPHON

**TANK:** MIX DESIGN #9 (SMALL FIBER)

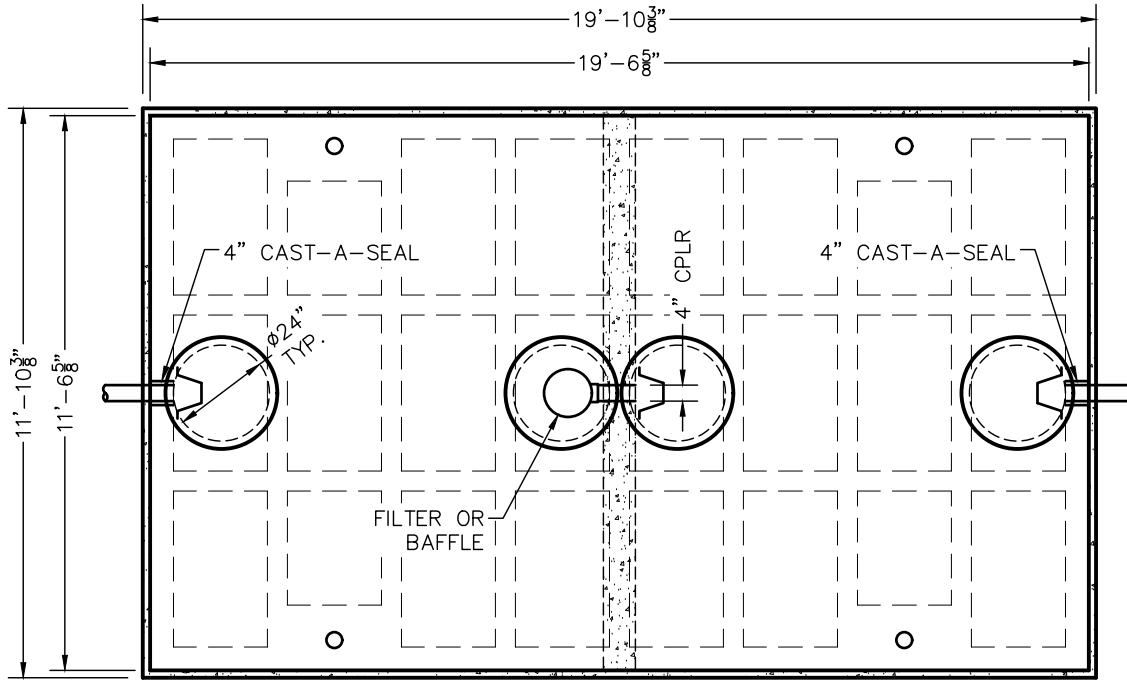
**CUSTOMIZED TANKS:**  
 FOR CUSTOM TANKS CONTACT  
 WIESER CONCRETE

|  |
|--|
| REVIEWED BY _____                      |
| REVIEW DATE _____                      |
| <b>DRAWINGS SUBMITTED FOR APPROVAL</b> |
| APPROVED BY: _____                     |
| APPROVAL DATE: _____                   |
| PRODUCTS NEEDED BY: _____              |

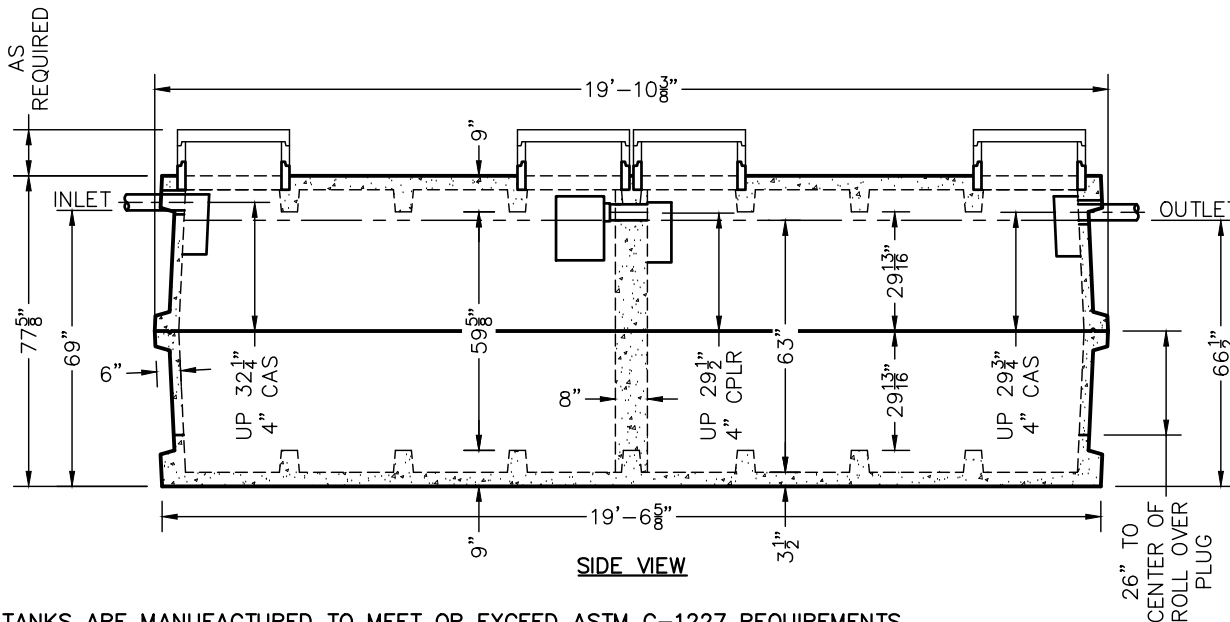
TANKS ARE MANUFACTURED TO MEET OR EXCEED ASTM C-1227 REQUIREMENTS

|  |                     |
|--|---------------------|
| <b>WIESER CONCRETE</b>                 |                     |
| W3716 US HWY 10, MAIDEN ROCK, WI 54750 |                     |
| 800-325-8456                           |                     |
| W700-5300                              | SEPTIC MANUAL       |
| SHEET NO.<br>1 OF 1                    | SCALE: 1/4" = 1'-0" |
| DRAWN BY: WCP                          | DATE: 00/00/00      |
| REV.                                   | DATE:               |
| PRE-POUR:                              | POST-POUR:          |

# W3800/3800 TANK SPECIFICATIONS



TOP VIEW



SIDE VIEW

**DIMENSIONS:**  
 WALL: 6" RIBBED  
 BOTTOM: 9" RIBBED  
 COVER: 9" RIBBED  
 MANHOLE: 24" I.D. PRECAST  
 CONCRETE RISER  
 HEIGHT: 77 5/8"  
 LENGTH: 19'-10 3/8"  
 WIDTH: 11'-10 3/8"  
 BELOW INLET: 69"  
 LIQUID LEVEL: 63"  
 WEIGHT: 26,200 LBS. PER SECTION

**INLET AND OUTLET:**  
 4" CAST-A-SEAL BOOT  
 OR EQUAL GASKET

**INLET AND OUTLET BAFFLE AND FILTER:**  
 WISCONSIN, SEE DETAIL #10  
 (OTHER STATES SEE CHART)

**LIQUID CAPACITY:** 60.48 GAL/IN (SEPTIC)  
 60.48 GAL/IN (PUMP)

**LOADING DESIGN:** 8'-0" UNSATURATED SOIL

**TANK CAN BE USED AS:**  
 SEPTIC/SEPTIC, SEPTIC/PUMP,  
 OR SEPTIC/SIPHON

**TANK:** MIX DESIGN #9 (SMALL FIBER)

**CUSTOMIZED TANKS:**  
 FOR CUSTOM TANKS CONTACT  
 WIESER CONCRETE

REVIEWED BY \_\_\_\_\_  
 REVIEW DATE \_\_\_\_\_

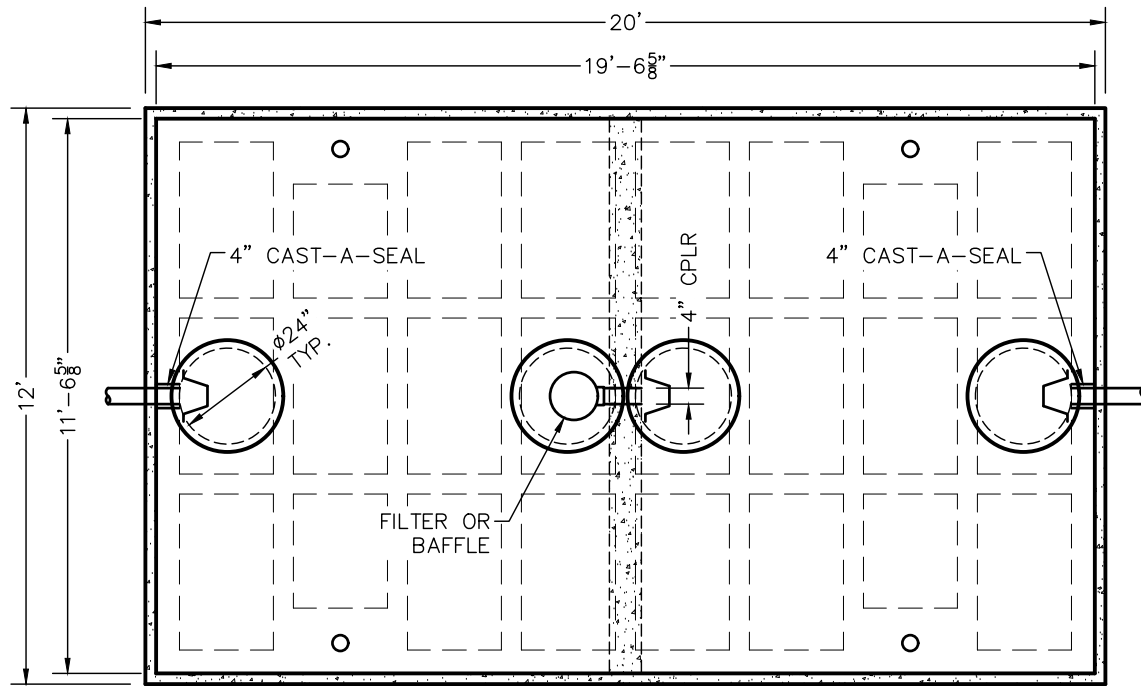
**DRAWINGS SUBMITTED  
 FOR APPROVAL**

APPROVED BY: \_\_\_\_\_  
 APPROVAL DATE: \_\_\_\_\_  
 PRODUCTS NEEDED BY: \_\_\_\_\_

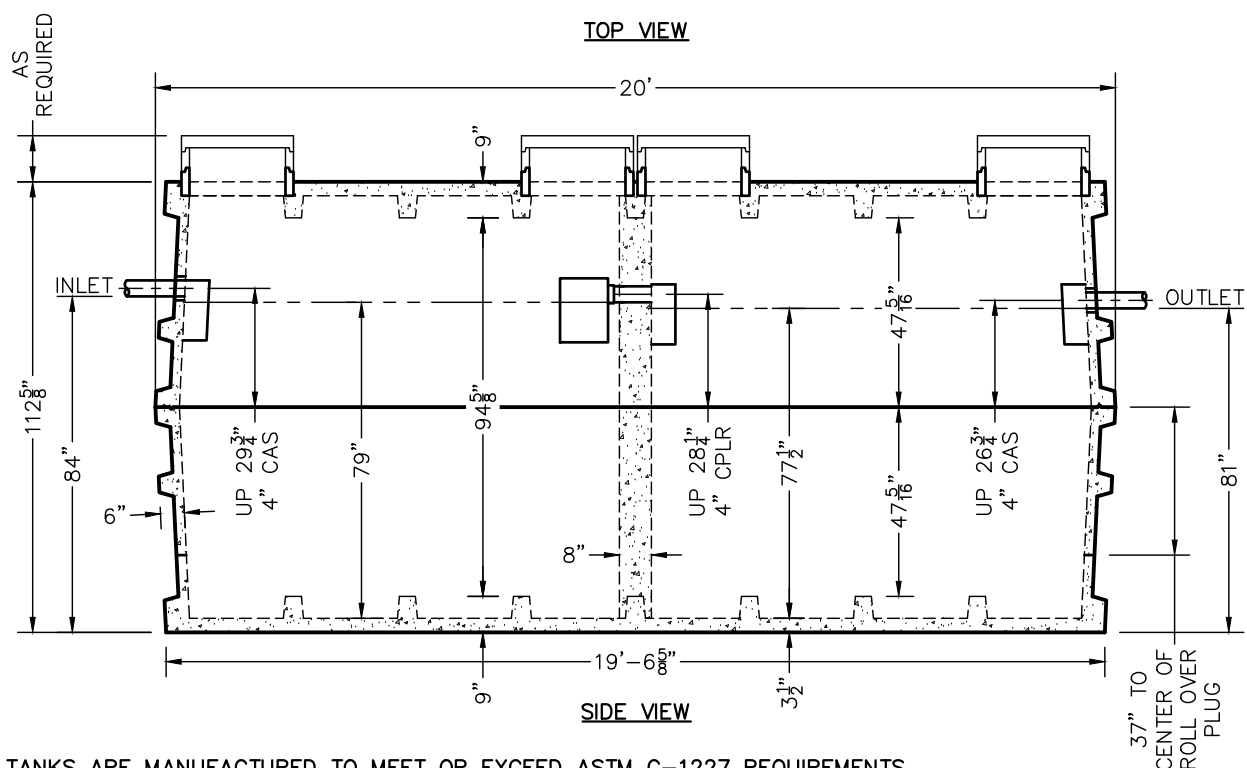
TANKS ARE MANUFACTURED TO MEET OR EXCEED ASTM C-1227 REQUIREMENTS

|  |                |
|--|----------------|
| PRE-POUR:                              | DATE:          |
| POST-POUR:                             | REV.:          |
| SCALE: 1/4" = 1'-0"                    | DRAWN BY: WCP  |
|  | DATE: 00/00/00 |
| FILE: w3800-3800                       |                |
| <b>WIESER CONCRETE</b>                 |                |
| W3716 US HWY 10, MAIDEN ROCK, WI 54750 |                |
| 800-325-8456                           |                |
| W3800-3800                             | SEPTIC MANUAL  |
| SHEET NO.                              | 1 OF 1         |

# W4500/4500 TANK SPECIFICATIONS



TOP VIEW



SIDE VIEW

**DIMENSIONS:**  
 WALL: 6" RIBBED  
 BOTTOM: 9" RIBBED  
 COVER: 9" RIBBED  
 MANHOLE: 24" I.D. PRECAST CONCRETE RISER  
 HEIGHT: 112 5/8"  
 LENGTH: 20'-0"  
 WIDTH: 12'-0"  
 BELOW INLET: 84"  
 LIQUID LEVEL: 79" (COMP. 1)  
 LIQUID LEVEL: 77 1/2" (COMP. 2)  
 WEIGHT: 33,000 LBS. PER SECTION

**INLET AND OUTLET:**  
 4" CAST-A-SEAL BOOT  
 OR EQUAL GASKET

**INLET AND OUTLET BAFFLE AND FILTER:**  
 WISCONSIN, SEE DETAIL #10  
 (OTHER STATES SEE CHART)

**LIQUID CAPACITY:** 62.50 GAL/IN (SEPTIC)  
 62.50 GAL/IN (PUMP)

**LOADING DESIGN:** 8'-0" UNSATURATED SOIL

**TANK CAN BE USED AS:**  
 SEPTIC/SEPTIC, SEPTIC/PUMP,  
 OR SEPTIC/SIPHON

**TANK:** MIX DESIGN #9 (SMALL FIBER)

**CUSTOMIZED TANKS:**  
 FOR CUSTOM TANKS CONTACT  
 WIESER CONCRETE

REVIEWED BY \_\_\_\_\_  
 REVIEW DATE \_\_\_\_\_

**DRAWINGS SUBMITTED FOR APPROVAL**

APPROVED BY: \_\_\_\_\_  
 APPROVAL DATE: \_\_\_\_\_  
 PRODUCTS NEEDED BY: \_\_\_\_\_

TANKS ARE MANUFACTURED TO MEET OR EXCEED ASTM C-1227 REQUIREMENTS

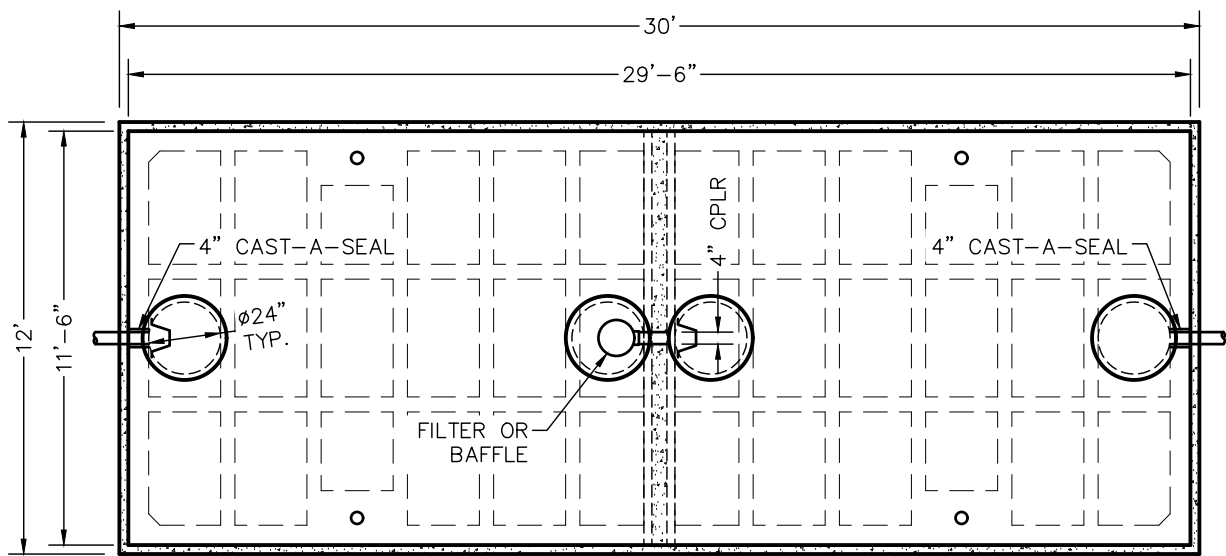
|            |       |       |                     |
|------------|-------|-------|---------------------|
| PRE-POUR:  | DATE: | REV.  | SCALE: 1/4" = 1'-0" |
| POST-POUR: | DATE: | REV.  | DRAWN BY: WCP       |
|            | DATE: | DATE: | DATE: 00/00/00      |
|            |       |       | FILE: w4500-4500    |

**WIESER CONCRETE**  
 W3716 US HWY 10, MAIDEN ROCK, WI 54750  
 800-325-8456

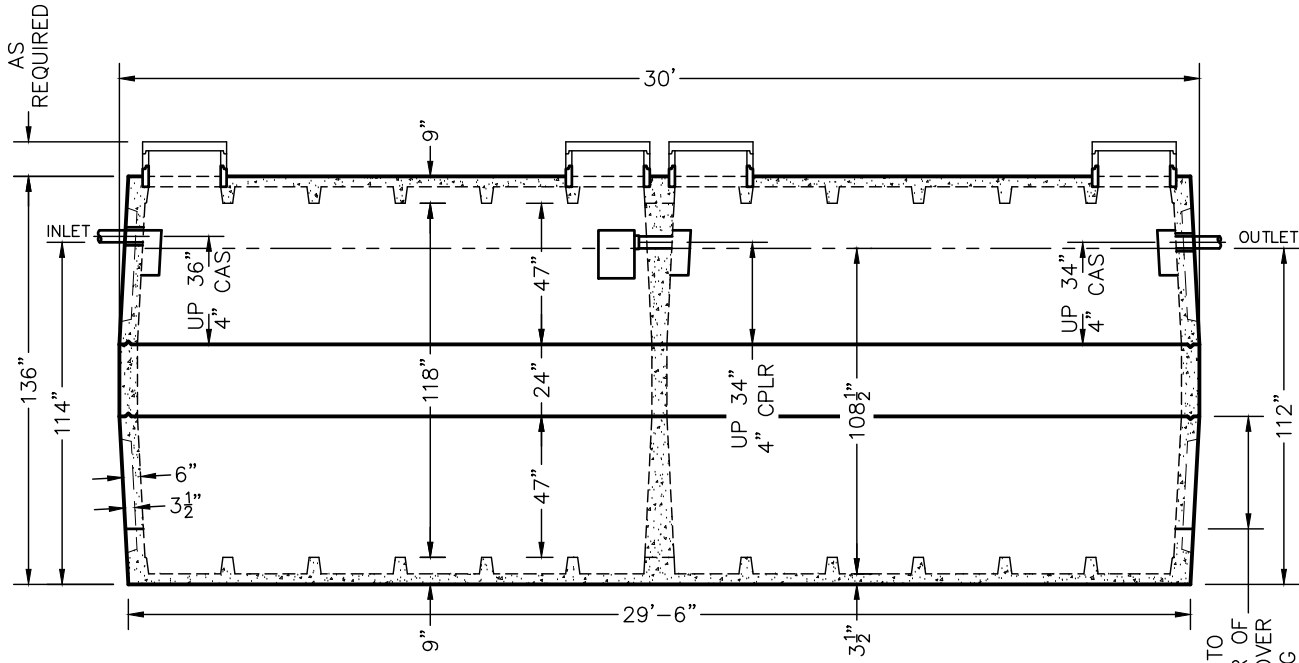
W4500-4500  
 SEPTIC MANUAL

SHEET NO.  
 1 OF 1

# W10000/10000 TANK SPECIFICATIONS



TOP VIEW



SIDE VIEW

**DIMENSIONS:**  
 WALL: 6" RIBBED  
 BOTTOM: 9" RIBBED  
 COVER: 9" RIBBED  
 MANHOLE: 24" I.D. PRECAST CONCRETE RISER  
 HEIGHT: 136"  
 LENGTH: 30'-0"  
 WIDTH: 12'-0"  
 BELOW INLET: 114"  
 LIQUID LEVEL: 108 1/2"  
 WEIGHT: 45,000 LBS. PER TOP OR BOTTOM SECTION  
 12,600 LBS. FOR MIDDLE SECTION

**INLET AND OUTLET:**  
 4" CAST-A-SEAL BOOT OR EQUAL GASKET

**INLET AND OUTLET Baffle AND FILTER:**  
 WISCONSIN, SEE DETAIL #10 (OTHER STATES SEE CHART)

**LIQUID CAPACITY:** 97.32 GAL/IN (SEPTIC)  
 97.32 GAL/IN (PUMP)

**LOADING DESIGN:** 8'-0" UNSATURATED SOIL

**TANK CAN BE USED AS:**  
 SEPTIC/SEPTIC, SEPTIC/PUMP, OR SEPTIC/SIPHON

**TANK:** MIX DESIGN #9 (SMALL FIBER)

**CUSTOMIZED TANKS:**  
 FOR CUSTOM TANKS CONTACT WIESER CONCRETE

REVIEWED BY \_\_\_\_\_  
 REVIEW DATE \_\_\_\_\_

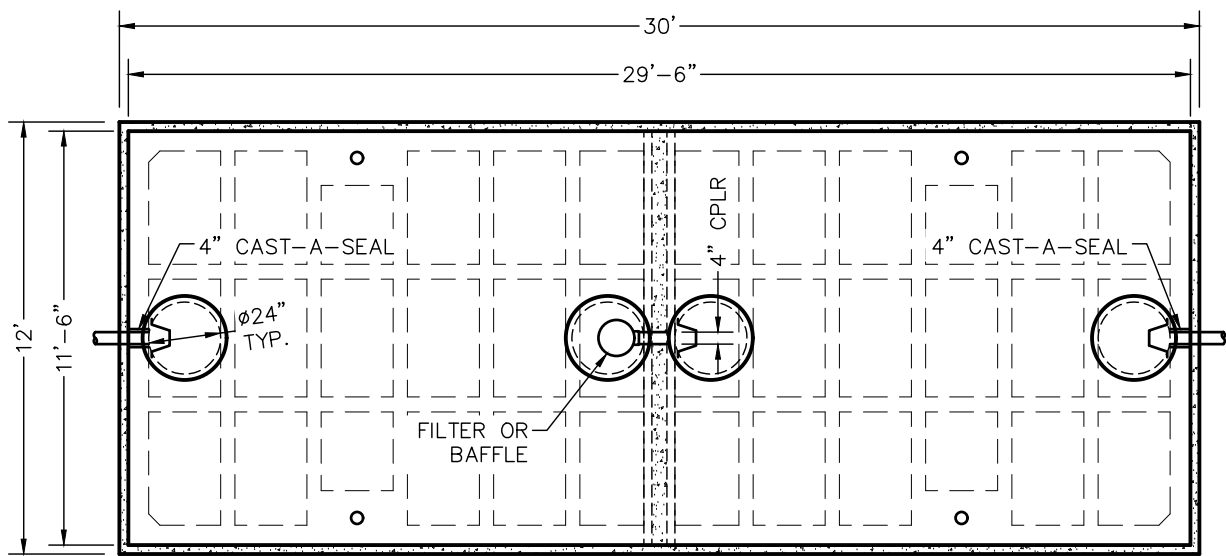
**DRAWINGS SUBMITTED FOR APPROVAL**

APPROVED BY: \_\_\_\_\_  
 APPROVAL DATE: \_\_\_\_\_  
 PRODUCTS NEEDED BY: \_\_\_\_\_

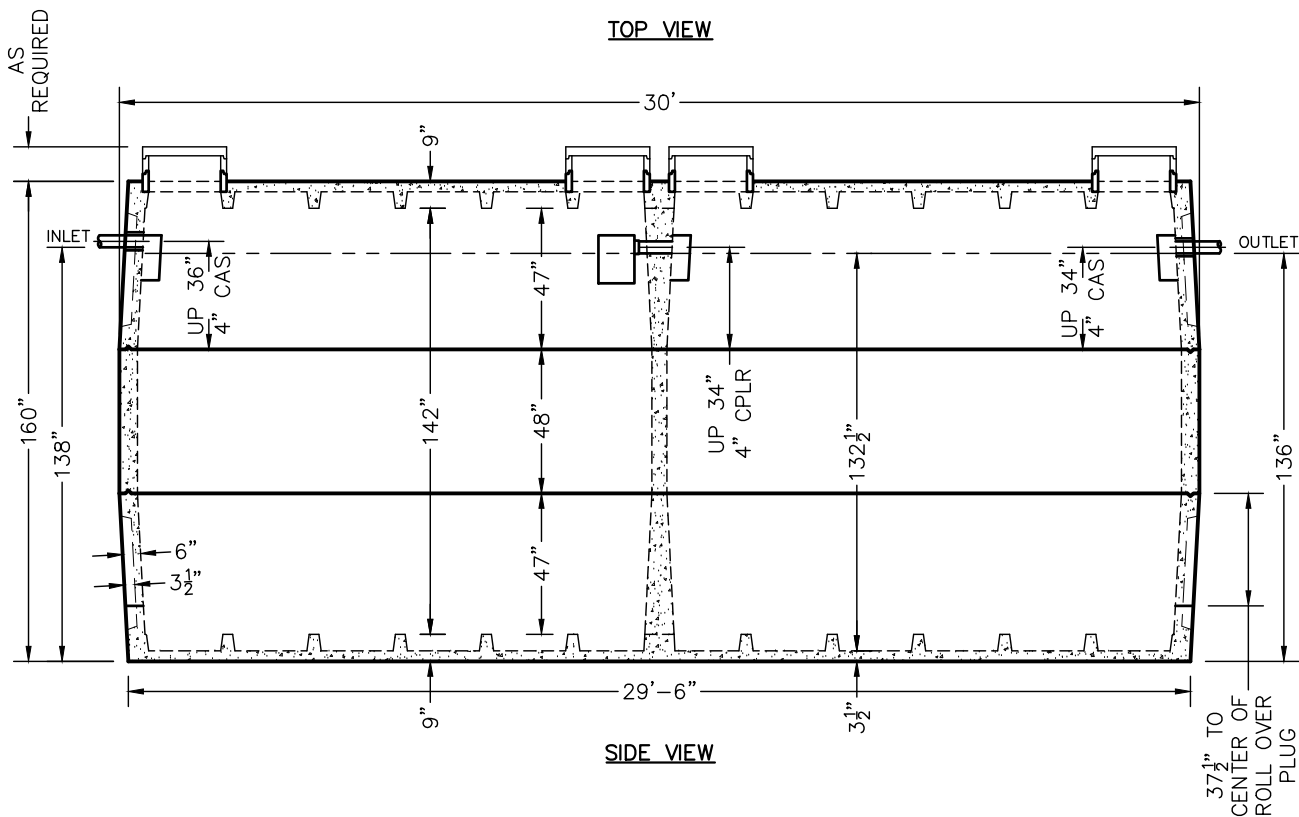
TANKS ARE MANUFACTURED TO MEET OR EXCEED ASTM C-1227 REQUIREMENTS

|  |                    |
|--|--------------------|
| PRE-POUR:  | DATE:              |
| POST-POUR:   | REV.:              |
| SCALE: 3/16" = 1'-0"                                   | DRAWN BY: WCP      |
| DATE: 00/00/00   | FILE: w10000-10000 |
| <b>WIESER CONCRETE</b>                                 |                    |
| W3716 US HWY 10, MAIDEN ROCK, WI 54750<br>800-325-8456 |                    |
| W10000-10000   | SEPTIC MANUAL      |
| SHEET NO. 1  | OF 1               |

# W12500/12500 TANK SPECIFICATIONS



TOP VIEW



SIDE VIEW

**DIMENSIONS:**  
 WALL: 6" RIBBED  
 BOTTOM: 9" RIBBED  
 COVER: 9" RIBBED  
 MANHOLE: 24" I.D. PRECAST CONCRETE RISER  
 HEIGHT: 160"  
 LENGTH: 30'-0"  
 WIDTH: 12'-0"  
 BELOW INLET: 138"  
 LIQUID LEVEL: 132 1/2"  
 WEIGHT: 45,000 LBS.  
 PER TOP OR BOTTOM SECTION  
 25,200 LBS. FOR MIDDLE SECTION

**INLET AND OUTLET:**  
 4" CAST-A-SEAL BOOT  
 OR EQUAL GASKET

**INLET AND OUTLET BAFFLE AND FILTER:**  
 WISCONSIN, SEE DETAIL #10  
 (OTHER STATES SEE CHART)

**LIQUID CAPACITY:** 97.32 GAL/IN (SEPTIC)  
 97.32 GAL/IN (PUMP)

**LOADING DESIGN:** 8'-0" UNSATURATED SOIL

**TANK CAN BE USED AS:**  
 SEPTIC/SEPTIC, SEPTIC/PUMP,  
 OR SEPTIC/SIPHON

**TANK:** MIX DESIGN #9 (SMALL FIBER)

**CUSTOMIZED TANKS:**  
 FOR CUSTOM TANKS CONTACT  
 WIESER CONCRETE

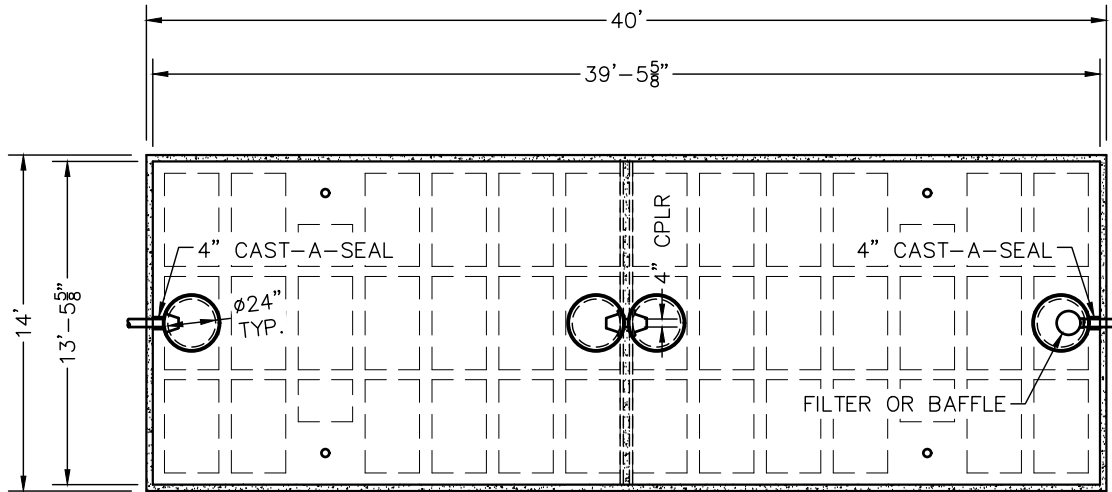
REVIEWED BY \_\_\_\_\_  
 REVIEW DATE \_\_\_\_\_

**DRAWINGS SUBMITTED  
 FOR APPROVAL**  
 APPROVED BY: \_\_\_\_\_  
 APPROVAL DATE: \_\_\_\_\_  
 PRODUCTS NEEDED BY: \_\_\_\_\_

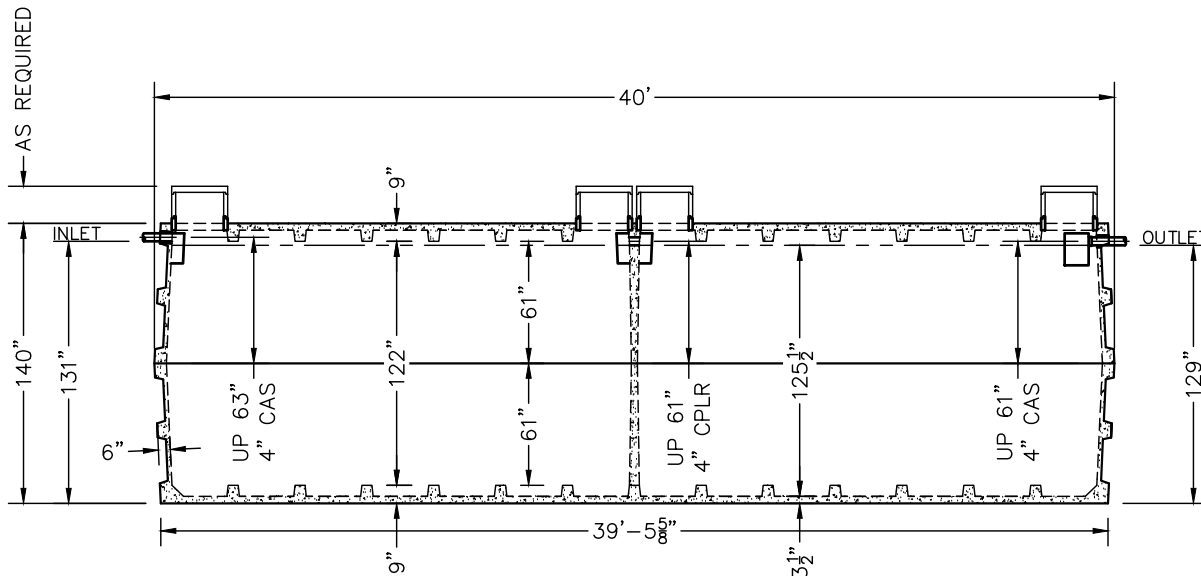
TANKS ARE MANUFACTURED TO MEET OR EXCEED ASTM C-1227 REQUIREMENTS

|  |                    |
|--|--------------------|
| PRE-POUR:  | DATE:              |
| POST-POUR:   | REV.               |
| SCALE: 3/16" = 1'-0"                                   | DRAWN BY: WCP      |
|  | DATE: 00/00/00     |
|  | FILE: w12500-12500 |
| <b>WIESER CONCRETE</b>                                 |                    |
| W3716 US HWY 10, MAIDEN ROCK, WI 54750<br>800-325-8456 |                    |
| W12500-12500   | SEPTIC MANUAL      |
| SHEET NO.  | 1 OF 1             |

# W19000/19000 TANK SPECIFICATIONS



TOP VIEW



SIDE VIEW

**DIMENSIONS:**

- WALL: 6" RIBBED
- BOTTOM: 9" RIBBED
- COVER: 9" RIBBED
- MANHOLE: 24" I.D. PRECAST CONCRETE RISER
- HEIGHT: 140"
- LENGTH: 40'-0"
- WIDTH: 14'-0"
- BELOW INLET: 131"
- LIQUID LEVEL: 125 1/2"
- WEIGHT: 72,000 LBS. PER SECTION

**INLET AND OUTLET:**  
4" CAST-A-SEAL BOOT  
OR EQUAL GASKET

**INLET AND OUTLET Baffle and FILTER:**  
WISCONSIN, SEE DETAIL #10  
(OTHER STATES SEE CHART)

**LIQUID CAPACITY:** 150.80 GAL/IN (SEPTIC)  
150.80 GAL/IN (PUMP)

**LOADING DESIGN:** 8'-0" UNSATURATED SOIL

**TANK CAN BE USED AS:**  
SEPTIC/SEPTIC, SEPTIC/PUMP,  
OR SEPTIC/SIPHON

**TANK:** MIX DESIGN #9 (SMALL FIBER)

**CUSTOMIZED TANKS:**  
FOR CUSTOM TANKS CONTACT  
WIESER CONCRETE

|                     |                    |
|---------------------|--------------------|
| PRE-POUR:           | DATE:              |
| POST-POUR:          | REV.               |
| SCALE: 1/8" = 1'-0" | DRAWN BY: WCP      |
|                     | DATE: 00/00/00     |
|                     | FILE: w19000-19000 |

**WIESER CONCRETE**  
W3716 US HWY 10, MAIDEN ROCK, WI 54750  
800-325-8456

W19000-19000  
SEPTIC MANUAL

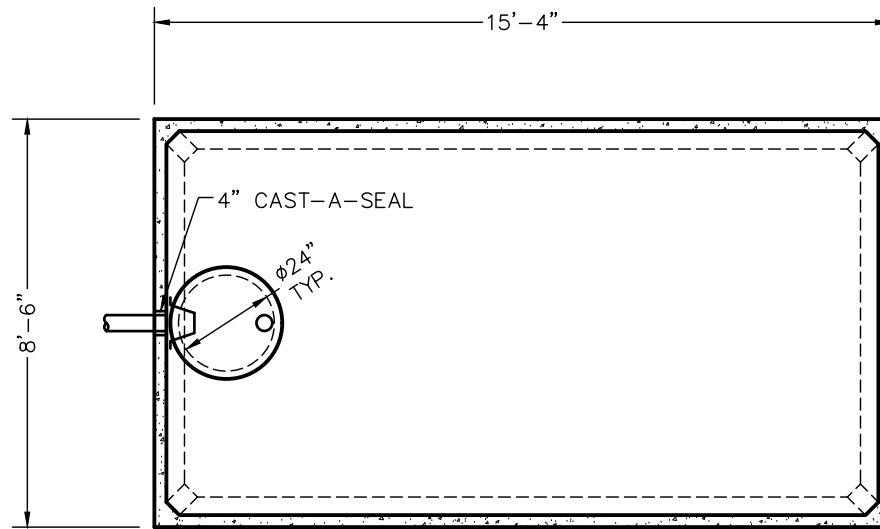
SHEET NO.  
1 OF 1

REVIEWED BY \_\_\_\_\_  
REVIEW DATE \_\_\_\_\_

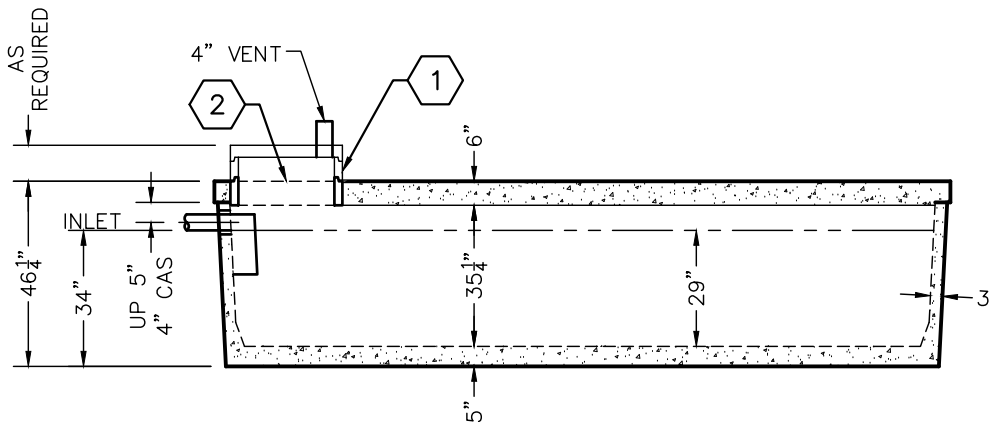
**DRAWINGS SUBMITTED FOR APPROVAL**

APPROVED BY: \_\_\_\_\_  
APPROVAL DATE: \_\_\_\_\_  
PRODUCTS NEEDED BY: \_\_\_\_\_

# WSLP2000 HOLDING TANK SPECIFICATIONS



TOP VIEW



SIDE VIEW

**DIMENSIONS:**

WALL: 3"  
 BOTTOM: 5"  
 COVER: 6"  
 MANHOLE: 24" I.D. PRECAST CONCRETE RISER  
 HEIGHT: 46 1/4"  
 LENGTH: 15'-4"  
 WIDTH: 8'-6"  
 BELOW INLET: 34"  
 LIQUID LEVEL: 29"  
 WEIGHT: BOTTOM 14,530 LBS.  
 COVER 9,300 LBS.

**INLET AND OUTLET:**

4" CAST-A-SEAL BOOT OR EQUAL GASKET

LIQUID CAPACITY: 69.77 GAL/IN

**HOLDING TANK:**

NO OUTLET HOLE  
 ACTUAL CAPACITY: 2,020 GALLONS

LOADING DESIGN: 8'-0" UNSATURATED SOIL

TANK CAN BE USED AS:  
 HOLDING / PUMP

COVER: MIX DESIGN #8 (NO FIBER)  
 TANK: MIX DESIGN #9 (SMALL FIBER)

**CUSTOMIZED TANKS:**

FOR CUSTOM TANKS CONTACT WIESER CONCRETE

**KEY NOTES:**

- 1 CONCRETE OR EZ-SNAP RISERS
- 2 OPTIONAL: (2 EA.) MANHOLE EACH END OR (1 EA.) MANHOLE & (1 EA.) 4" COUPLER OPPOSITE ENDS

REVIEWED BY \_\_\_\_\_  
 REVIEW DATE \_\_\_\_\_

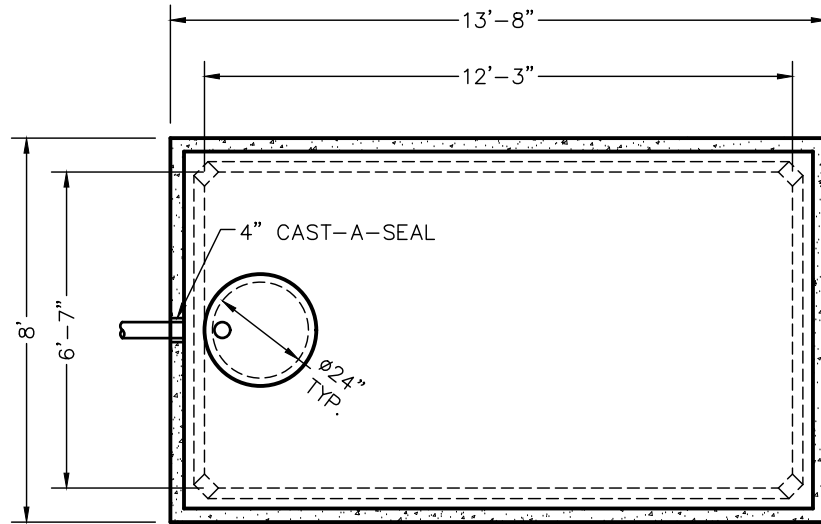
**DRAWINGS SUBMITTED FOR APPROVAL**

APPROVED BY: \_\_\_\_\_  
 APPROVAL DATE: \_\_\_\_\_  
 PRODUCTS NEEDED BY: \_\_\_\_\_

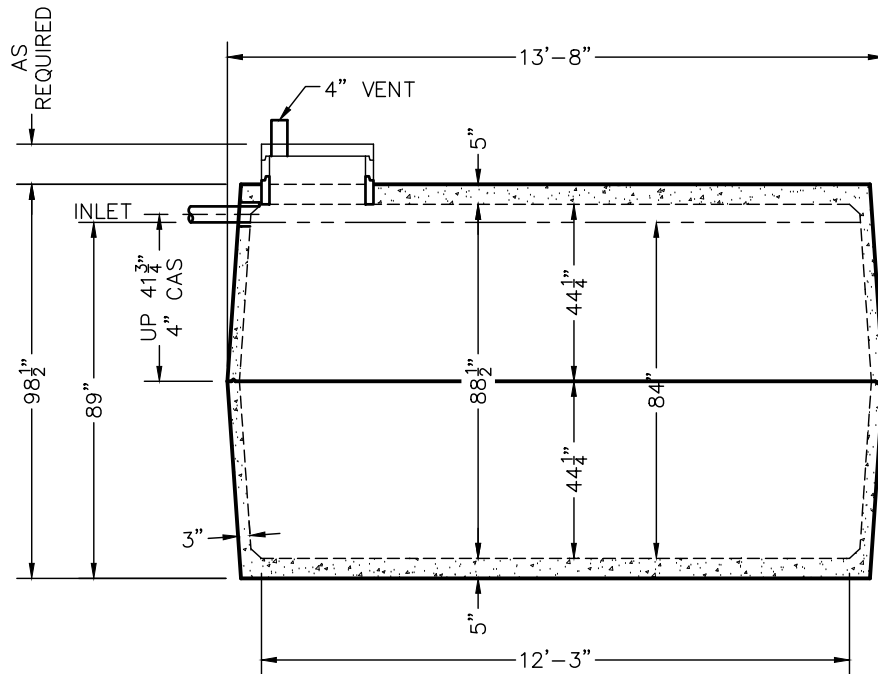
|  |                |
|--|----------------|
| PRE-POUR:                              | DATE:          |
| POST-POUR:                             | REV.           |
| SCALE: 1/4" = 1'-0"                    | DRAWN BY: WCP  |
|  | DATE: 00/00/00 |
| FILE: wslp2000 holding                 |                |
| <b>WIESER CONCRETE</b>                 |                |
| W3716 US HWY 10, MAIDEN ROCK, WI 54750 |                |
| 800-325-8456                           |                |
| WSLP2000 HOLDING                       | SEPTIC MANUAL  |
| SHEET NO. 1 OF 1                       |                |



# W5140 HOLDING TANK SPECIFICATIONS



TOP VIEW



SIDE VIEW

**DIMENSIONS:**

WALL: 3"  
 BOTTOM: 5"  
 COVER: 5"  
 MANHOLE: 24" I.D. PRECAST CONCRETE RISER  
 HEIGHT: 98 1/2"  
 LENGTH: 13'-8"  
 WIDTH: 8'-0"  
 BELOW INLET: 89"  
 LIQUID LEVEL: 84"  
 WEIGHT: 13,200 LBS. PER SECTION

**INLET AND OUTLET:**  
 4" CAST-A-SEAL BOOT OR EQUAL GASKET

**LIQUID CAPACITY:** 58.85 GAL/IN

**HOLDING TANK:**  
 NO OUTLET HOLE  
 ACTUAL CAPACITY: 5,140 GALLONS

**LOADING DESIGN:** 8'-0" UNSATURATED SOIL

**TANK CAN BE USED AS:**  
 HOLDING TANK

**TANK:** MIX DESIGN #9 (SMALL FIBER)

**CUSTOMIZED TANKS:**  
 FOR CUSTOM TANKS CONTACT WIESER CONCRETE

|   |  |       |  |               |  |                     |                |
|---|--|-------|--|---------------|--|---------------------|----------------|
| PRE-POUR:   |  | DATE: |  | REV.          |  | SCALE: 1/4" = 1'-0" |                |
| POST-POUR:  |  |       |  |               |  | DRAWN BY: WCP       | DATE: 00/00/00 |
| FILE: w5140 holding   |  |       |  |               |  |                     |                |
| <b>WIESER CONCRETE</b>  |  |       |  |               |  |                     |                |
| W3716 US HWY 10, MAIDEN ROCK, WI 54750<br>800-325-8456                  |  |       |  |               |  |                     |                |
| W5140 HOLDING   |  |       |  | SEPTIC MANUAL |  |                     |                |
| REVIEWED BY _____<br>REVIEW DATE _____                                  |  |       |  |               |  |                     |                |
| <b>DRAWINGS SUBMITTED<br/>FOR APPROVAL</b>                              |  |       |  |               |  |                     |                |
| APPROVED BY: _____<br>APPROVAL DATE: _____<br>PRODUCTS NEEDED BY: _____ |  |       |  |               |  |                     |                |
| SHEET NO.   |  |       |  |               |  |                     |                |
| 1 OF 1  |  |       |  |               |  |                     |                |

TANKS ARE MANUFACTURED TO MEET OR EXCEED ASTM C-1227 REQUIREMENTS

# W7000 HOLDING TANK SPECIFICATIONS

**DIMENSIONS:**

WALL: 3"  
 BOTTOM: 5"  
 COVER: 5"  
 MANHOLE: 24" I.D. PRECAST CONCRETE RISER  
 HEIGHT: 112"  
 LENGTH: 15'-3 7/8"  
 WIDTH: 8'-5 7/8"  
 BELOW INLET: 101"  
 LIQUID LEVEL: 96"  
 WEIGHT: 15,980 LBS. PER SECTION

**INLET AND OUTLET:**

4" CAST-A-SEAL BOOT OR EQUAL GASKET

LIQUID CAPACITY: 70.71 GAL/IN

**HOLDING TANK:**

OUTLET HOLE PLUGGED  
 ACTUAL CAPACITY: 7,000 GALLONS

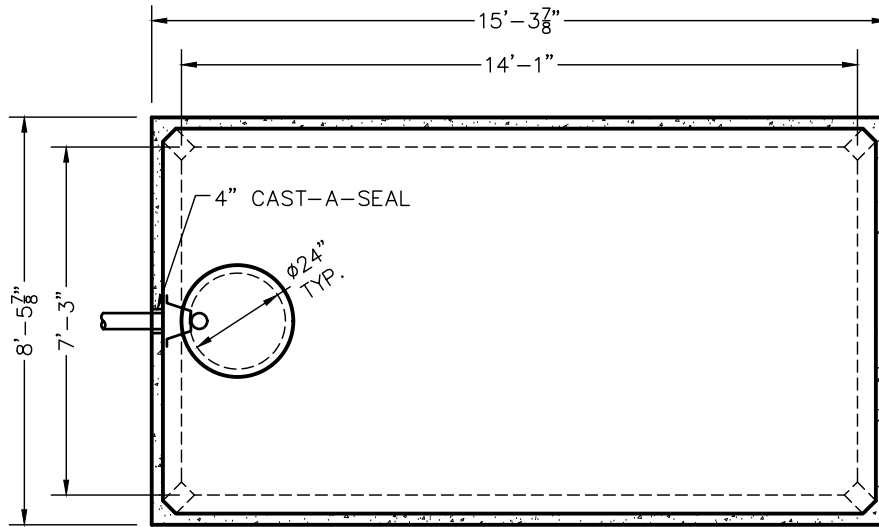
LOADING DESIGN: 8'-0" UNSATURATED SOIL

TANK CAN BE USED AS:  
HOLDING

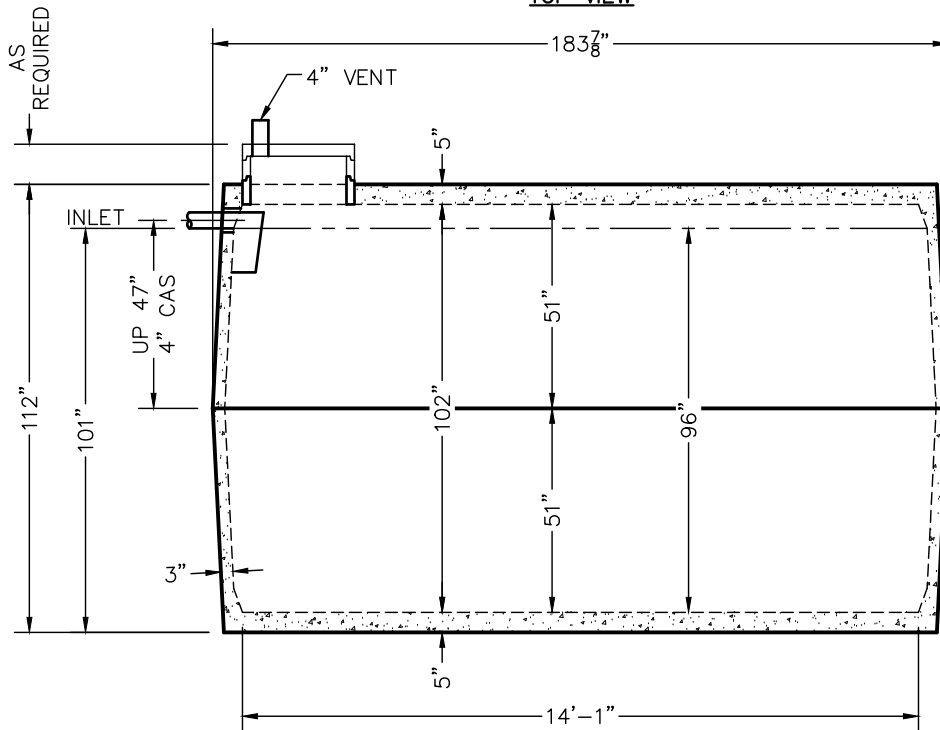
COVER: MIX DESIGN #9 (SMALL FIBER)

**CUSTOMIZED TANKS:**

FOR CUSTOM TANKS CONTACT WIESER CONCRETE



TOP VIEW



SIDE VIEW

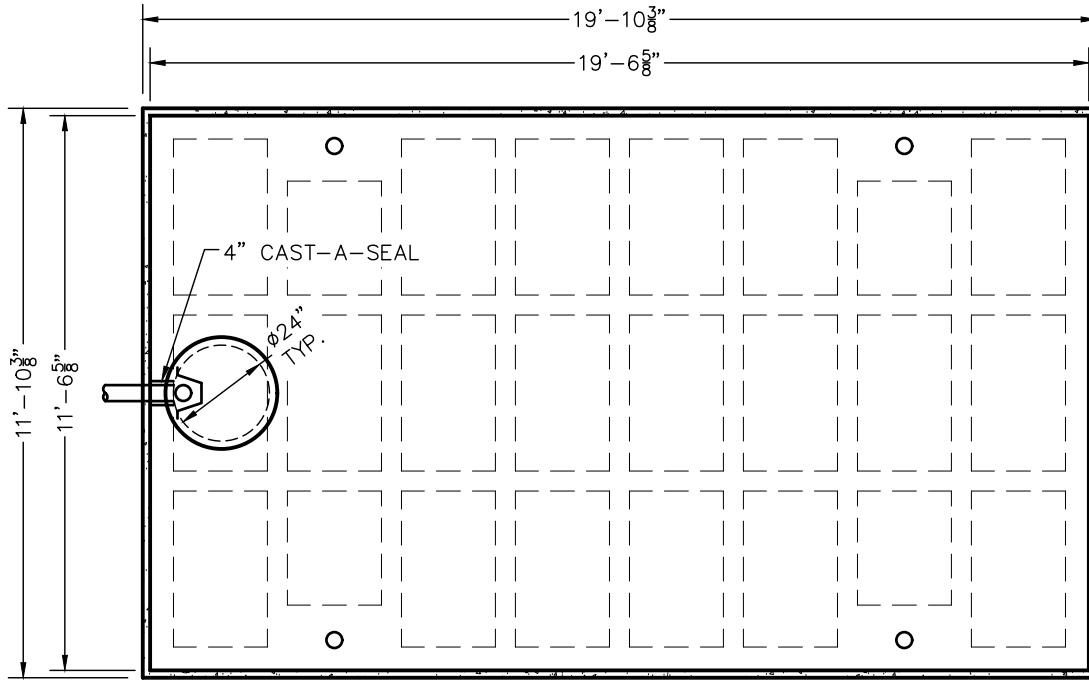
TANKS ARE MANUFACTURED TO MEET OR EXCEED ASTM C-1227 REQUIREMENTS

|  |                |                     |                |
|--|----------------|---------------------|----------------|
| PRE-POUR:  |                | DATE:               |                |
| SCALE: 1/4" = 1'-0"                                    | REV.           | DRAWN BY: WCP       | DATE: 00/00/00 |
| DRAWN BY: WCP  | DATE: 00/00/00 | FILE: w7000 holding |                |
| <b>WIESER CONCRETE</b>                                 |                |                     |                |
| W3716 US HWY 10, MAIDEN ROCK, WI 54750<br>800-325-8456 |                |                     |                |
| W7000 HOLDING  | SEPTIC MANUAL  |                     |                |
| SHEET NO.  | 1 OF 1         |                     |                |

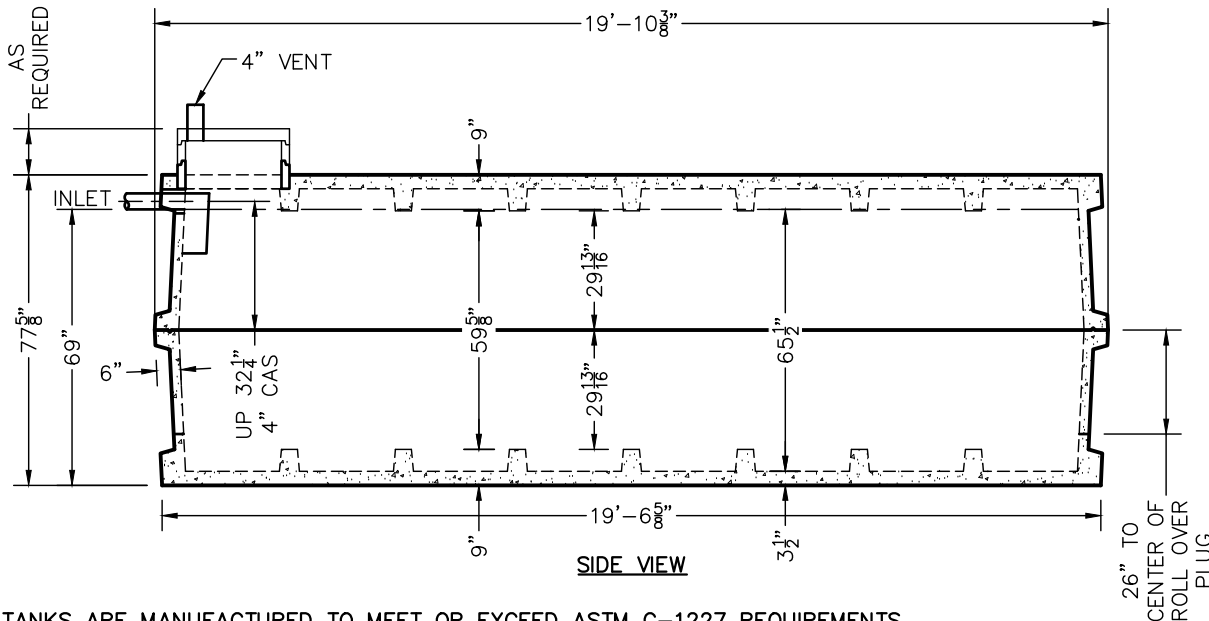
REVIEWED BY \_\_\_\_\_  
 REVIEW DATE \_\_\_\_\_

**DRAWINGS SUBMITTED  
FOR APPROVAL**

APPROVED BY: \_\_\_\_\_  
 APPROVAL DATE: \_\_\_\_\_  
 PRODUCTS NEEDED BY: \_\_\_\_\_



TOP VIEW



SIDE VIEW

TANKS ARE MANUFACTURED TO MEET OR EXCEED ASTM C-1227 REQUIREMENTS

# W8000 HOLDING TANK SPECIFICATIONS

**DIMENSIONS:**

- WALL: 6" RIBBED
- BOTTOM: 9" RIBBED
- COVER: 9" RIBBED
- MANHOLE: 24" I.D. PRECAST CONCRETE RISER
- HEIGHT: 77 5/8"
- LENGTH: 19'-10 3/8"
- WIDTH: 11'-10 3/8"
- BELOW INLET: 69"
- LIQUID LEVEL: 65 1/2"
- WEIGHT: 22,800 LBS. PER SECTION

**INLET AND OUTLET:**

- 4" CAST-A-SEAL BOOT OR EQUAL GASKET

LIQUID CAPACITY: 122.22 GAL/IN

**HOLDING TANK:**

- NO OUTLET HOLE
- ACTUAL CAPACITY: 8,000 GALLONS

LOADING DESIGN: 8'-0" UNSATURATED SOIL

TANK CAN BE USED AS:  
HOLDING TANK

TANK: MIX DESIGN #9 (SMALL FIBER)

**CUSTOMIZED TANKS:**

- FOR CUSTOM TANKS CONTACT WIESER CONCRETE

REVIEWED BY \_\_\_\_\_  
 REVIEW DATE \_\_\_\_\_

**DRAWINGS SUBMITTED FOR APPROVAL**

APPROVED BY: \_\_\_\_\_  
 APPROVAL DATE: \_\_\_\_\_  
 PRODUCTS NEEDED BY: \_\_\_\_\_

|  |               |                  |                |
|--|---------------|------------------|----------------|
| PRE-POUR:  |               | DATE:            |                |
| SCALE: 1/4" = 1'-0"                                    | REV. 1'-0"    | DRAWN BY: WCP    | DATE: 00/00/00 |
| W3716 US HWY 10, MAIDEN ROCK, WI 54750<br>800-325-8456 |               |                  |                |
| W8000 HOLDING  | SEPTIC MANUAL | SHEET NO. 1 OF 1 |                |

# W18000 HOLDING TANK SPECIFICATIONS

**DIMENSIONS:**  
 WALL: 6" RIBBED  
 BOTTOM: 9" RIBBED  
 COVER: 9" RIBBED  
 MANHOLE: 24" I.D. PRECAST CONCRETE RISER  
 HEIGHT: 112"  
 LENGTH: 30'-0"  
 WIDTH: 12'-0"  
 BELOW INLET: 103"  
 LIQUID LEVEL: 99 1/2"  
 WEIGHT: 42,000 LBS. PER SECTION

**INLET AND OUTLET:**  
 4" CAST-A-SEAL BOOT OR EQUAL GASKET

LIQUID CAPACITY: 194.63 GAL/IN

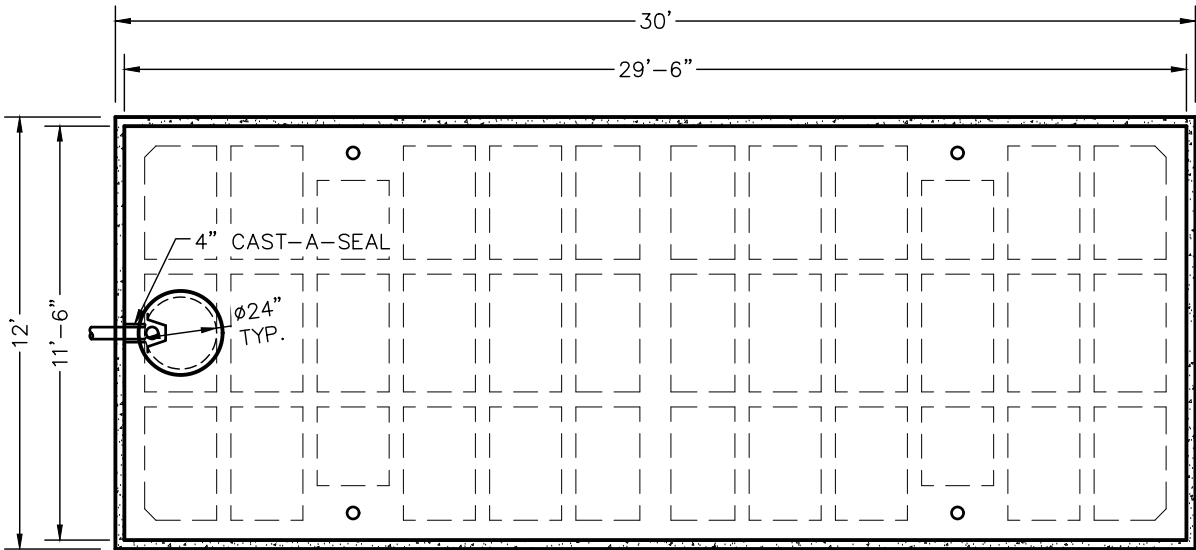
**HOLDING TANK:**  
 NO OUTLET HOLE  
 ACTUAL CAPACITY: 18,000 GALLONS

LOADING DESIGN: 8'-0" UNSATURATED SOIL

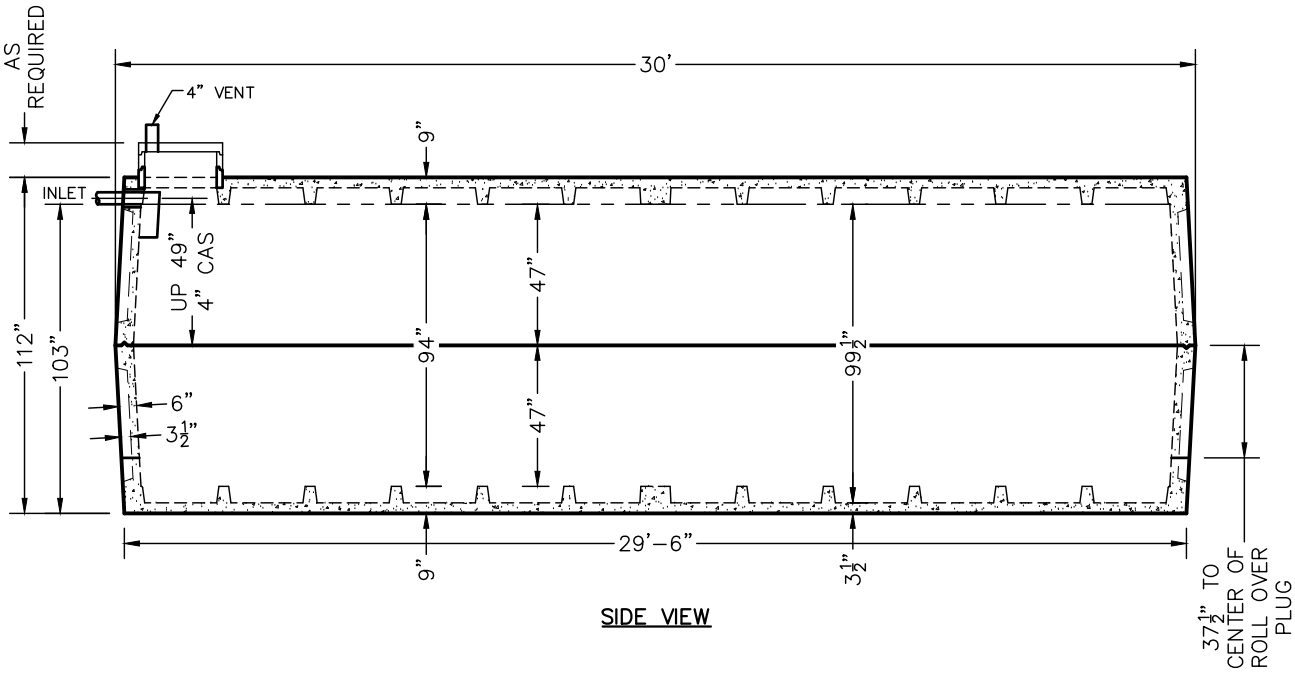
TANK CAN BE USED AS:  
 HOLDING TANK

TANK: MIX DESIGN #9 (SMALL FIBER)

**CUSTOMIZED TANKS:**  
 FOR CUSTOM TANKS CONTACT  
 WIESER CONCRETE



TOP VIEW



SIDE VIEW

TANKS ARE MANUFACTURED TO MEET OR EXCEED ASTM C-1227 REQUIREMENTS

|                      |                      |
|----------------------|----------------------|
| PRE-POUR:            | DATE:                |
| POST-POUR:           | REV.                 |
| SCALE: 3/16" = 1'-0" | DRAWN BY: WCP        |
|                      | DATE: 00/00/00       |
|                      | FILE: w18000 holding |

**WIESER CONCRETE**  
 W3716 US HWY 10, MAIDEN ROCK, WI 54750  
 800-325-8456

W18000 HOLDING  
 SEPTIC MANUAL

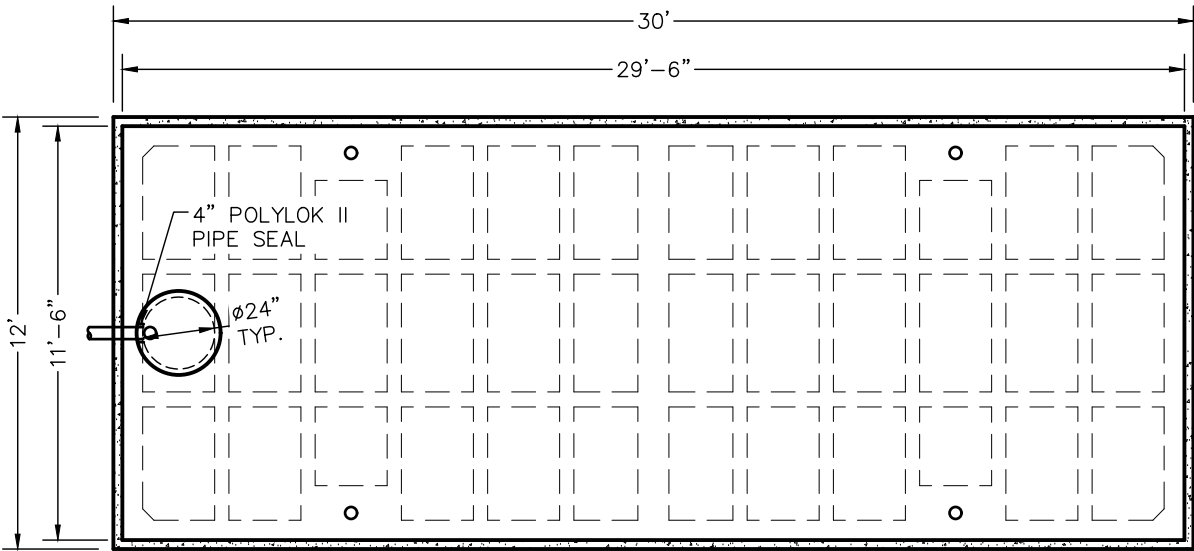
REVIEWED BY \_\_\_\_\_  
 REVIEW DATE \_\_\_\_\_

**DRAWINGS SUBMITTED FOR APPROVAL**

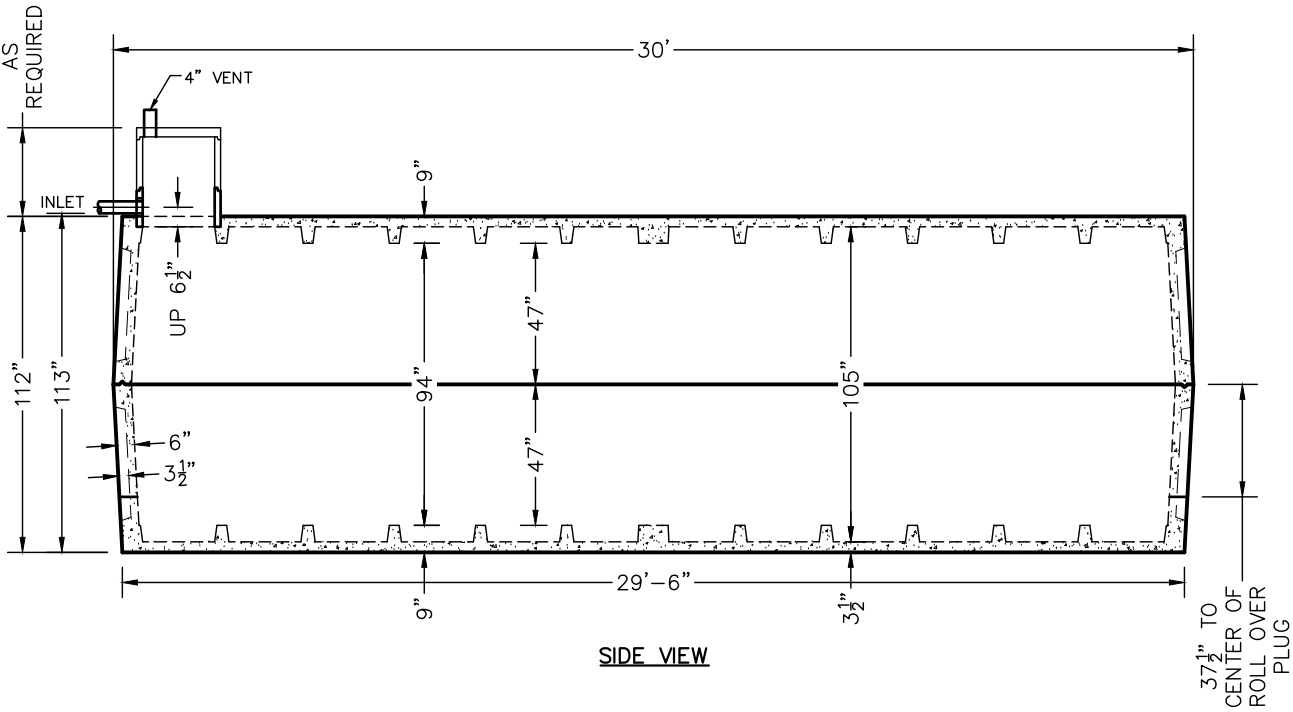
APPROVED BY: \_\_\_\_\_  
 APPROVAL DATE: \_\_\_\_\_  
 PRODUCTS NEEDED BY: \_\_\_\_\_

SHEET NO.  
 1 OF 1

# W20000 HOLDING TANK SPECIFICATIONS



TOP VIEW



SIDE VIEW

**DIMENSIONS:**  
 WALL: 6" RIBBED  
 BOTTOM: 9" RIBBED  
 COVER: 9" RIBBED  
 MANHOLE: 24" I.D. PRECAST CONCRETE RISER  
 HEIGHT: 112"  
 LENGTH: 30'-0"  
 WIDTH: 12'-0"  
 BELOW INLET: 113"  
 LIQUID LEVEL: 105"  
 WEIGHT: 42,000 LBS. PER SECTION

**INLET AND OUTLET:**  
 4" POLYLOK II PIPE SEAL OR EQUAL

**LIQUID CAPACITY:** 194.65 GAL/IN

**HOLDING TANK:**  
 NO OUTLET HOLE  
 ACTUAL CAPACITY: 20,000 GALLONS

**LOADING DESIGN:** 8'-0" UNSATURATED SOIL

**TANK CAN BE USED AS:**  
 HOLDING TANK

**TANK:** MIX DESIGN #9 (SMALL FIBER)

**CUSTOMIZED TANKS:**  
 FOR CUSTOM TANKS CONTACT  
 WIESER CONCRETE

|                      |                |
|----------------------|----------------|
| PRE-POUR:            | DATE:          |
| POST-POUR:           | REV.           |
| SCALE: 3/16" = 1'-0" | DRAWN BY: WCP  |
|                      | DATE: 00/00/00 |
| FILE: w20000 holding |                |

**WIESER CONCRETE**  
 W3716 US HWY 10, MAIDEN ROCK, WI 54750  
 800-325-8456

W20000 HOLDING TANK  
 SEPTIC MANUAL

REVIEWED BY \_\_\_\_\_  
 REVIEW DATE \_\_\_\_\_

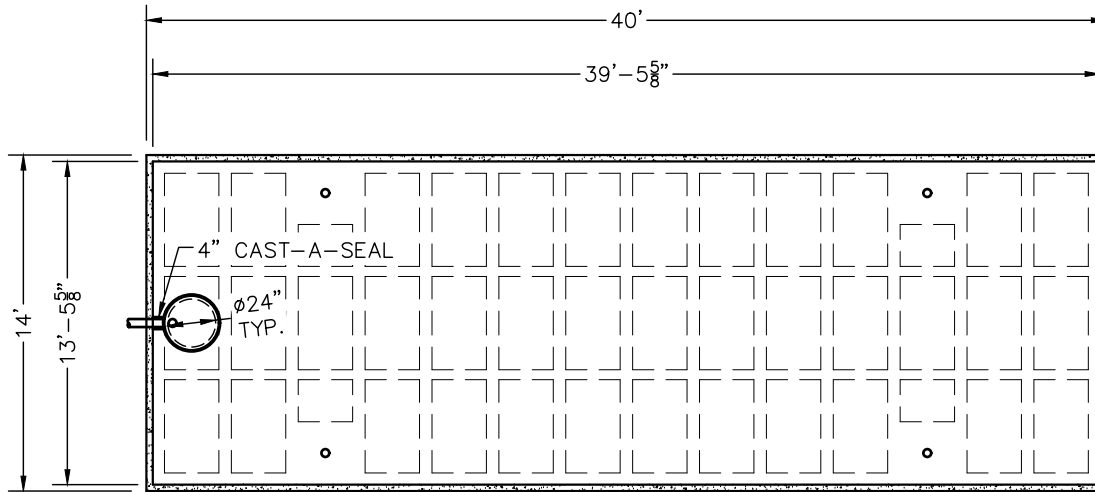
**DRAWINGS SUBMITTED FOR APPROVAL**

APPROVED BY: \_\_\_\_\_  
 APPROVAL DATE: \_\_\_\_\_  
 PRODUCTS NEEDED BY: \_\_\_\_\_

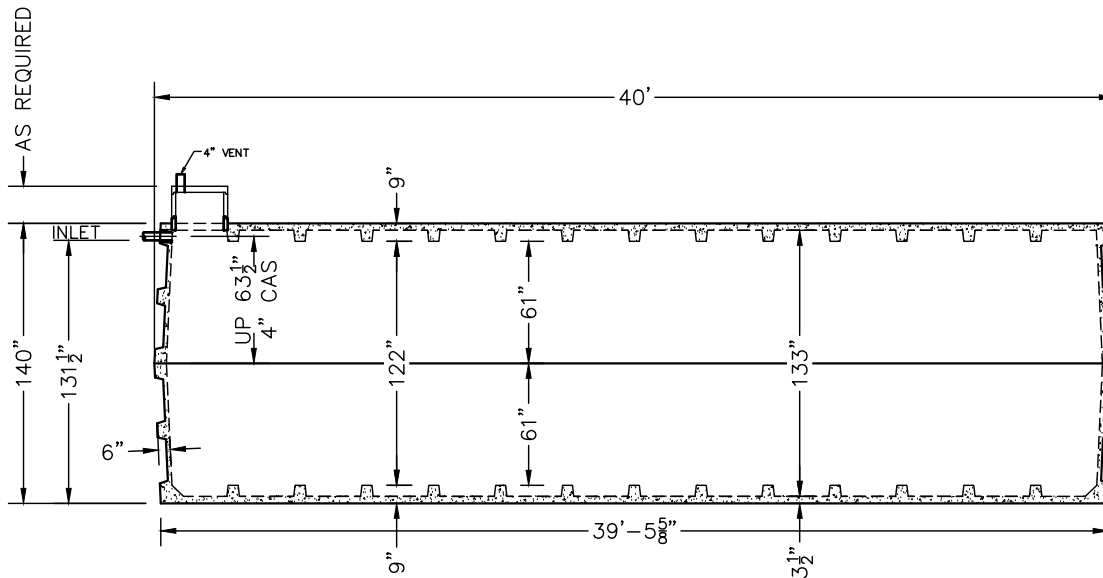
SHEET NO. 1 OF 1

TANKS ARE MANUFACTURED TO MEET OR EXCEED ASTM C-1227 REQUIREMENTS

# W40000 STORAGE TANK SPECIFICATIONS



TOP VIEW



SIDE VIEW

**DIMENSIONS:**  
 WALL: 6" RIBBED  
 BOTTOM: 9" RIBBED  
 COVER: 9" RIBBED  
 MANHOLE: 24" I.D. PRECAST CONCRETE RISER  
 HEIGHT: 140"  
 LENGTH: 40'-0"  
 WIDTH: 14'-0"  
 BELOW INLET: 131 1/2"  
 LIQUID LEVEL: 133"  
 WEIGHT: 70,000 LBS. PER SECTION

**INLET:**  
 4" CAST-A-SEAL BOOT  
 OR EQUAL GASKET

LIQUID CAPACITY: 305.00 GAL/IN

LOADING DESIGN: 8'-0" UNSATURATED SOIL

TANK CAN BE USED AS:  
 STORAGE TANK

TANK: MIX DESIGN #9 (SMALL FIBER)

CUSTOMIZED TANKS:  
 FOR CUSTOM TANKS CONTACT  
 WIESER CONCRETE

|                     |                      |
|---------------------|----------------------|
| PRE-POUR:           | DATE:                |
| POST-POUR:          | REV.                 |
| SCALE: 1/8" = 1'-0" | DRAWN BY: WCP        |
| DATE: 00/00/00      | FILE: w40000 storage |

**WIESER CONCRETE**  
 W3716 US HWY 10, MAIDEN ROCK, WI 54750  
 800-325-8456

W40000 STORAGE  
 SEPTIC MANUAL

REVIEWED BY \_\_\_\_\_  
 REVIEW DATE \_\_\_\_\_

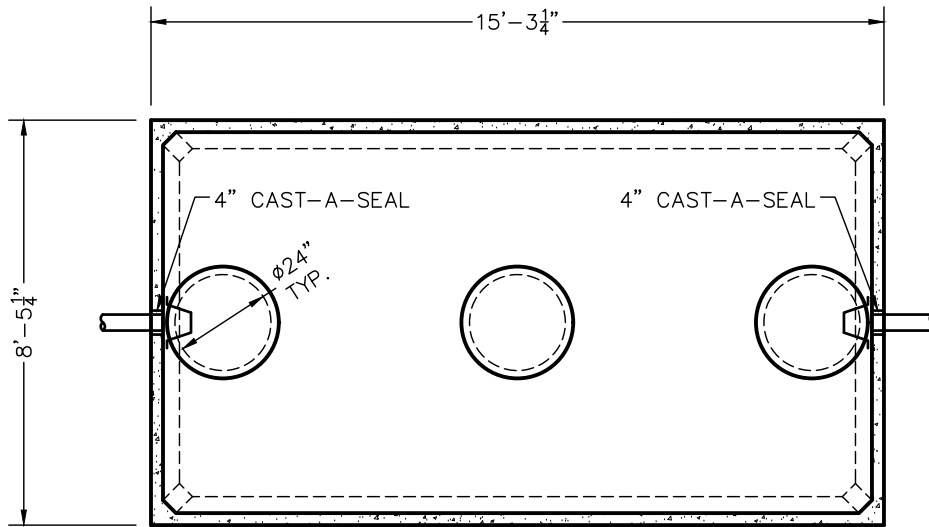
**DRAWINGS SUBMITTED FOR APPROVAL**

APPROVED BY: \_\_\_\_\_  
 APPROVAL DATE: \_\_\_\_\_  
 PRODUCTS NEEDED BY: \_\_\_\_\_

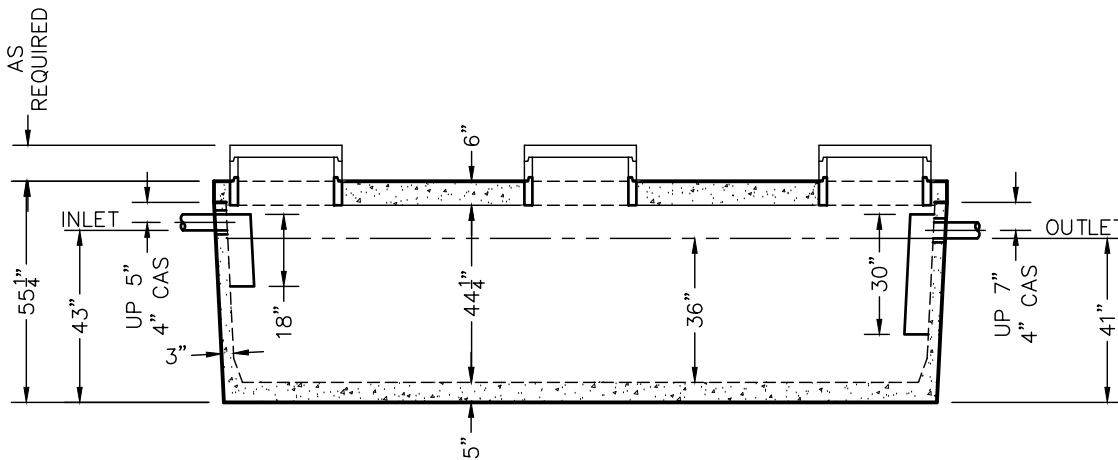
SHEET NO.  
 1 OF 1

TANKS ARE MANUFACTURED TO MEET OR EXCEED ASTM C-1227 REQUIREMENTS

# WLP2500 GREASE INTERCEPTOR TANK SPECIFICATIONS



TOP VIEW



SIDE VIEW

**DIMENSIONS:**

- WALL: 3"
- BOTTOM: 5"
- COVER: 6"
- MANHOLE: 24" I.D. PRECAST CONCRETE RISER
- HEIGHT: 55 1/4"
- LENGTH: 15'-3 1/4"
- WIDTH: 8'-5 1/4"
- BELOW INLET: 43"
- LIQUID LEVEL: 36"
- WEIGHT: BOTTOM 15,527 LBS.  
COVER 9,300 LBS.

**INLET AND OUTLET:**  
4" CAST-A-SEAL BOOT OR EQUAL GASKET

**INLET AND OUTLET BAFFLE AND FILTER:**  
AS SHOWN

**LIQUID CAPACITY:** 69.44 GAL/IN

**LOADING DESIGN:** 8'-0" UNSATURATED SOIL

**TANK CAN BE USED AS:**  
GREASE INTERCEPTOR

**COVER:** MIX DESIGN #8 (NO FIBER)  
**TANK:** MIX DESIGN #9 (SMALL FIBER)

**CUSTOMIZED TANKS:**  
FOR CUSTOM TANKS CONTACT WIESER CONCRETE

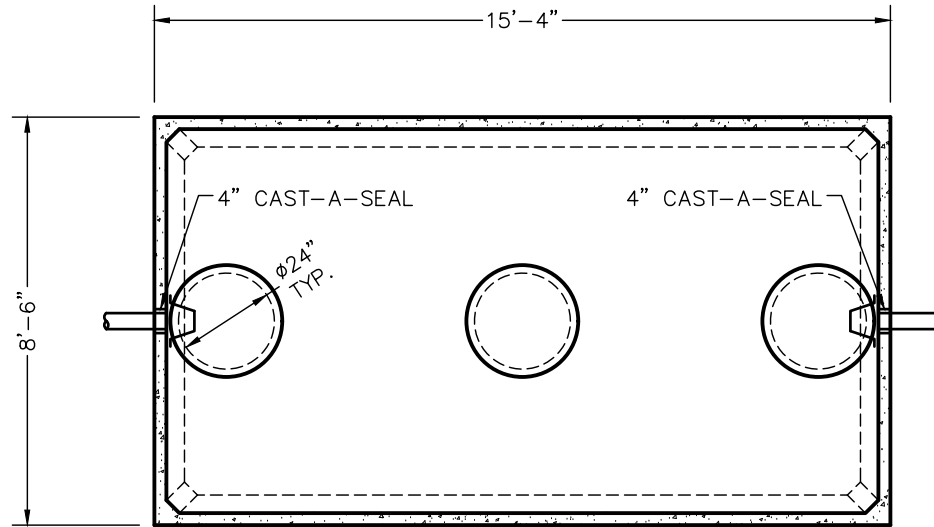
|  |               |                |                 |      |  |
|--|---------------|----------------|-----------------|------|--|
| PRE-POUR:  |               | DATE:          |                 | REV. |  |
| SCALE: 1/4" = 1'-0"                                    | DRAWN BY: WCP | DATE: 00/00/00 | FILE: wlp2500gi |      |  |
| <b>WIESER CONCRETE</b>                                 |               |                |                 |      |  |
| W3716 US HWY 10, MAIDEN ROCK, WI 54750<br>800-325-8456 |               |                |                 |      |  |
| WLP2500GI  | SEPTIC MANUAL |                |                 |      |  |
| SHEET NO.<br>1 OF 1                                    |               |                |                 |      |  |

REVIEWED BY \_\_\_\_\_  
 REVIEW DATE \_\_\_\_\_

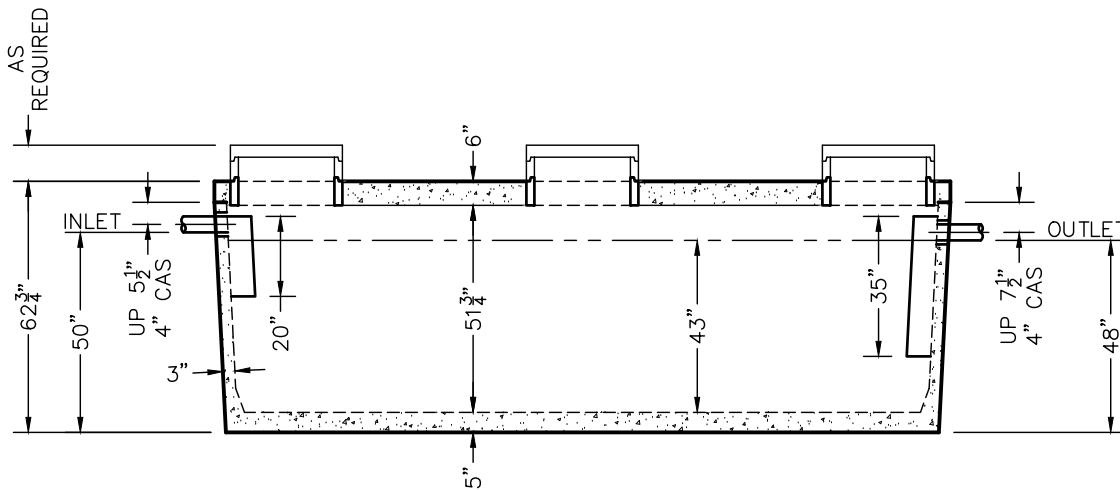
**DRAWINGS SUBMITTED  
FOR APPROVAL**

APPROVED BY: \_\_\_\_\_  
 APPROVAL DATE: \_\_\_\_\_  
 PRODUCTS NEEDED BY: \_\_\_\_\_

# WLP3000 GREASE INTERCEPTOR TANK SPECIFICATIONS



TOP VIEW



SIDE VIEW

**DIMENSIONS:**

- WALL: 3"
- BOTTOM: 5"
- COVER: 6"
- MANHOLE: 24" I.D. PRECAST CONCRETE RISER
- HEIGHT: 62 3/4"
- LENGTH: 15'-4"
- WIDTH: 8'-6"
- BELOW INLET: 50"
- LIQUID LEVEL: 43"
- WEIGHT: BOTTOM 15,980 LBS.  
COVER 9,300 LBS.

**INLET AND OUTLET:**  
4" CAST-A-SEAL BOOT OR EQUAL GASKET

**INLET AND OUTLET BAFFLE AND FILTER:**  
AS SHOWN

**LIQUID CAPACITY:** 69.77 GAL/IN

**LOADING DESIGN:** 8'-0" UNSATURATED SOIL

**TANK CAN BE USED AS:**  
GREASE INTERCEPTOR

**COVER:** MIX DESIGN #8 (NO FIBER)  
**TANK:** MIX DESIGN #9 (SMALL FIBER)

**CUSTOMIZED TANKS:**  
FOR CUSTOM TANKS CONTACT WIESER CONCRETE

|  |                |                 |      |
|--|----------------|-----------------|------|
| PRE-POUR:  |                | DATE:           |      |
| SCALE: 1/4" = 1'-0"                                    | REV.           | REV.            | REV. |
| DRAWN BY: WCP  | DATE: 00/00/00 | FILE: wlp3000gi |      |
| <b>WIESER CONCRETE</b>                                 |                |                 |      |
| W3716 US HWY 10, MAIDEN ROCK, WI 54750<br>800-325-8456 |                |                 |      |
| WLP3000GI  | SEPTIC MANUAL  |                 |      |
| SHEET NO.<br>1 OF 1                                    |                |                 |      |

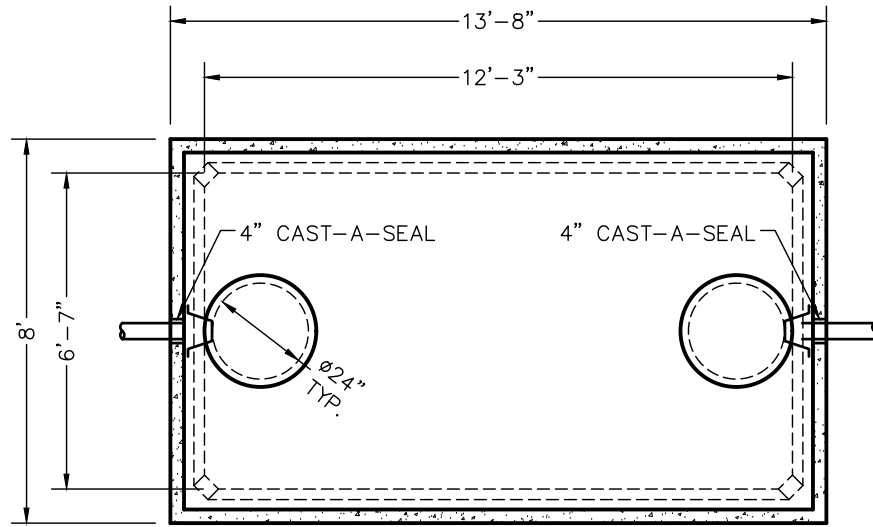
REVIEWED BY \_\_\_\_\_  
 REVIEW DATE \_\_\_\_\_

**DRAWINGS SUBMITTED  
FOR APPROVAL**

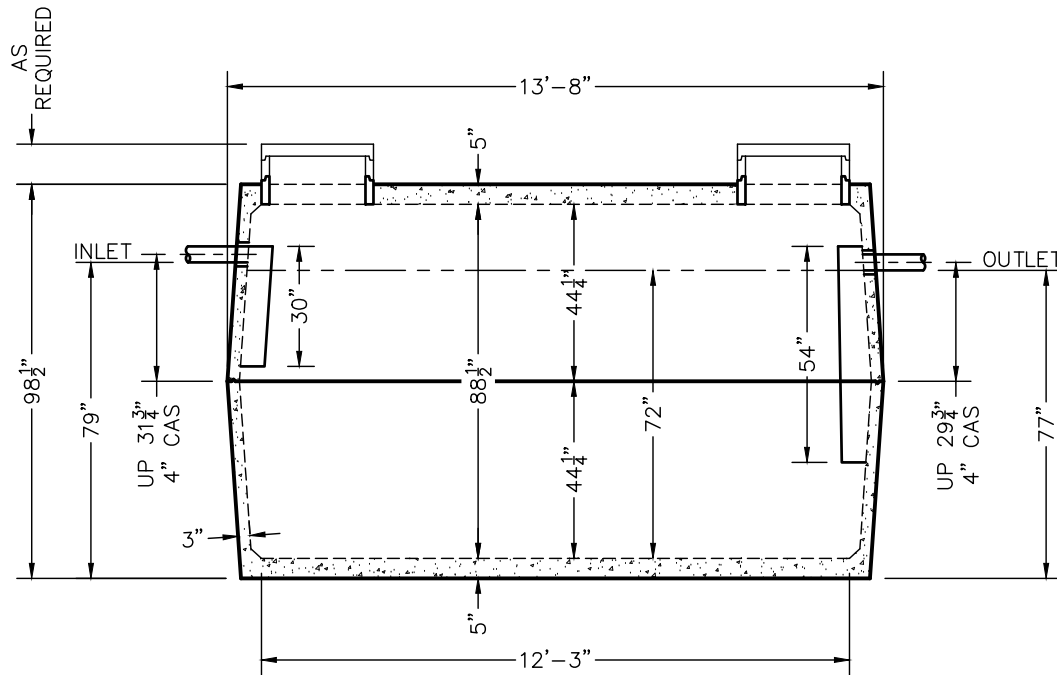
APPROVED BY: \_\_\_\_\_  
 APPROVAL DATE: \_\_\_\_\_  
 PRODUCTS NEEDED BY: \_\_\_\_\_



# W4200 GREASE INTERCEPTOR TANK SPECIFICATIONS



TOP VIEW



SIDE VIEW

**DIMENSIONS:**

WALL: 3"  
 BOTTOM: 5"  
 COVER: 5"  
 MANHOLE: 24" I.D. PRECAST CONCRETE RISER  
 HEIGHT: 98 1/2"  
 LENGTH: 13'-8"  
 WIDTH: 8'-0"  
 BELOW INLET: 79"  
 LIQUID LEVEL: 72"  
 WEIGHT: 13,200 LBS. PER SECTION

**INLET AND OUTLET:**

4" CAST-A-SEAL BOOT OR EQUAL GASKET

**INLET AND OUTLET BAFFLE AND FILTER:**

AS SHOWN

LIQUID CAPACITY: 58.85 GAL/IN

LOADING DESIGN: 8'-0" UNSATURATED SOIL

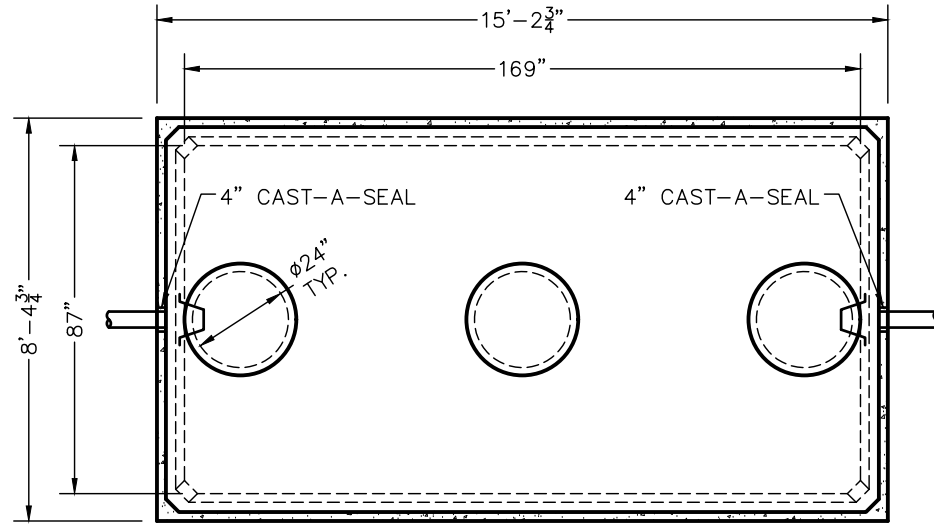
TANK CAN BE USED AS:  
GREASE INTERCEPTOR

TANK: MIX DESIGN #9 (SMALL FIBER)

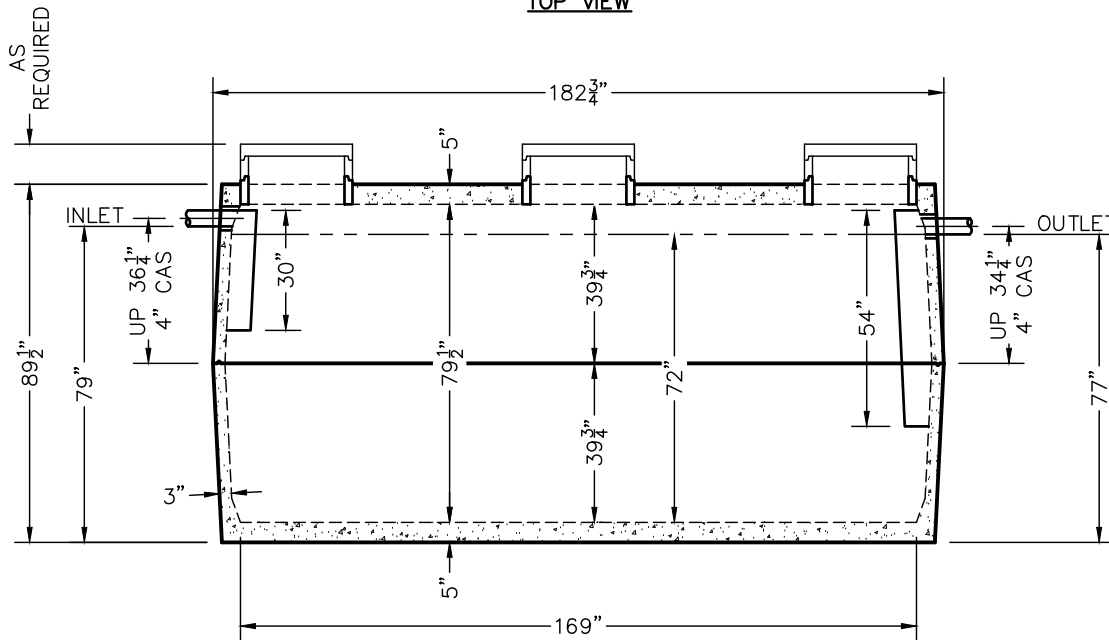
CUSTOMIZED TANKS:  
FOR CUSTOM TANKS CONTACT WIESER CONCRETE

|  |                |               |      |
|--|----------------|---------------|------|
| PRE-POUR:                              |                | DATE:         |      |
| SCALE: 1/4" = 1'-0"                    | REV.           | REV.          | REV. |
| DRAWN BY: WCP                          | DATE: 00/00/00 | FILE: w4200gi |      |
| <b>WIESER CONCRETE</b>                 |                |               |      |
| W3716 US HWY 10, MAIDEN ROCK, WI 54750 |                |               |      |
| 800-325-8456                           |                |               |      |
| W4200GI                                | SEPTIC MANUAL  |               |      |
| DRAWINGS SUBMITTED FOR APPROVAL        |                |               |      |
| APPROVED BY: _____                     |                |               |      |
| APPROVAL DATE: _____                   |                |               |      |
| PRODUCTS NEEDED BY: _____              |                |               |      |
| SHEET NO.                              |                |               | 1    |
| OF                                     |                |               | 1    |

# W5000 GREASE INTERCEPTOR TANK SPECIFICATIONS



TOP VIEW



SIDE VIEW

**DIMENSIONS:**

- WALL: 3"
- BOTTOM: 5"
- COVER: 5"
- MANHOLE: 24" I.D. PRECAST CONCRETE RISER
- HEIGHT: 89 1/2"
- LENGTH: 15'-2 3/4"
- WIDTH: 8'-4 3/4"
- BELOW INLET: 79"
- LIQUID LEVEL: 72"
- WEIGHT: 14,350 LBS. PER SECTION

**INLET AND OUTLET:**

4" CAST-A-SEAL BOOT OR EQUAL GASKET

**INLET AND OUTLET BAFFLE AND FILTER:**

AS SHOWN

LIQUID CAPACITY: 70.06 GAL/IN

LOADING DESIGN: 8'-0" UNSATURATED SOIL

TANK CAN BE USED AS:  
GREASE INTERCEPTOR

TANK: MIX DESIGN #9 (SMALL FIBER)

CUSTOMIZED TANKS:  
FOR CUSTOM TANKS CONTACT WIESER CONCRETE

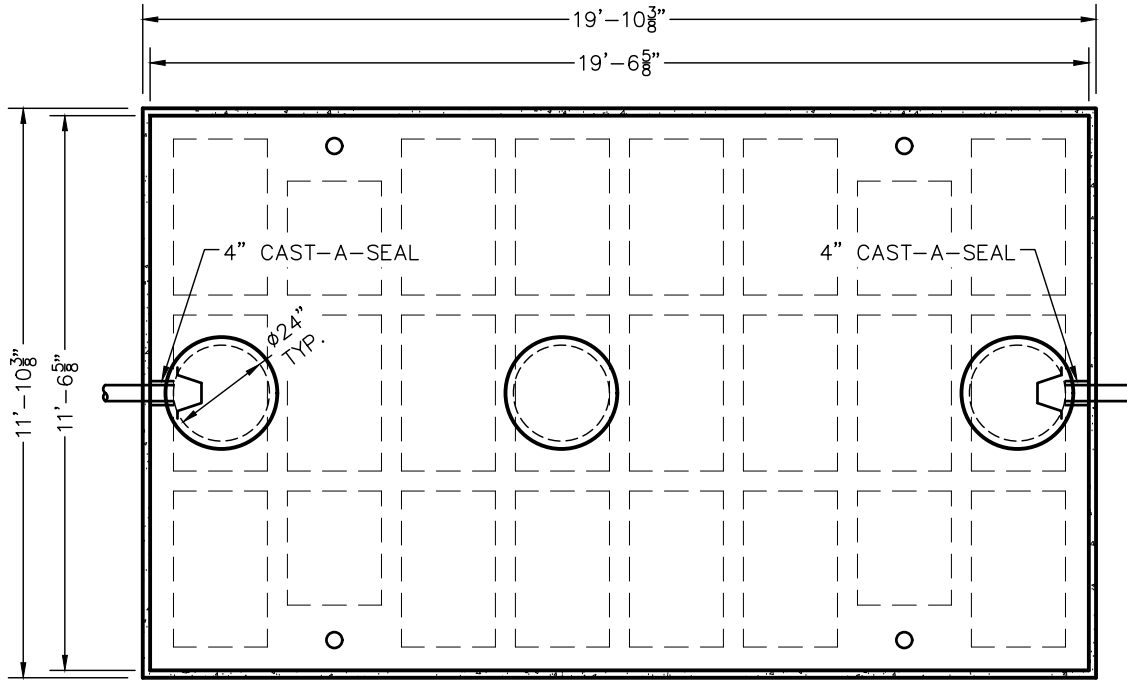
REVIEWED BY \_\_\_\_\_  
REVIEW DATE \_\_\_\_\_

**DRAWINGS SUBMITTED  
FOR APPROVAL**

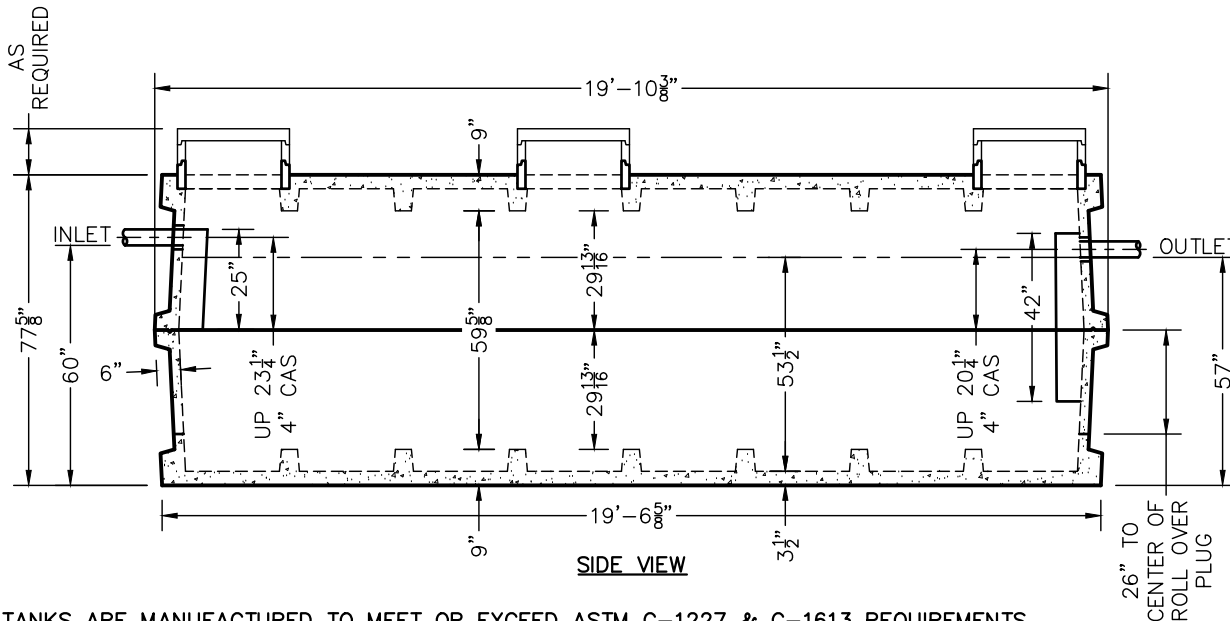
APPROVED BY: \_\_\_\_\_  
APPROVAL DATE: \_\_\_\_\_  
PRODUCTS NEEDED BY: \_\_\_\_\_

TANKS ARE MANUFACTURED TO MEET OR EXCEED ASTM C-1227 & C-1613 REQUIREMENTS

|  |                |            |      |
|--|----------------|------------|------|
| PRE-POUR:  |                | DATE:      |      |
| SCALE: 1/4" = 1'-0"                                    | REV.           | REV.       | REV. |
| DRAWN BY: WCP  | DATE: 00/00/00 | POST-POUR: |      |
| FILE: w5000gi  |                |            |      |
| <b>WIESER CONCRETE</b>                                 |                |            |      |
| w3716 US HWY 10, MAIDEN ROCK, WI 54750<br>800-325-8456 |                |            |      |
| W5000GI  | SEPTIC MANUAL  |            |      |
| SHEET NO.<br>1 OF 1                                    |                |            |      |



TOP VIEW



SIDE VIEW

# W6000 GREASE INTERCEPTOR TANK SPECIFICATIONS

**DIMENSIONS:**

- WALL: 6" RIBBED
- BOTTOM: 9" RIBBED
- COVER: 9" RIBBED
- MANHOLE: 24" I.D. PRECAST CONCRETE RISER
- HEIGHT: 77 5/8"
- LENGTH: 19'-10 3/8"
- WIDTH: 11'-10 3/8"
- BELOW INLET: 60"
- LIQUID LEVEL: 53 1/2"
- WEIGHT: 22,800 LBS. PER SECTION

**INLET AND OUTLET:**

- 4" CAST-A-SEAL BOOT OR EQUAL GASKET

**INLET AND OUTLET Baffle AND FILTER:**  
AS SHOWN

LIQUID CAPACITY: 124.85 GAL/IN

LOADING DESIGN: 8'-0" UNSATURATED SOIL

TANK CAN BE USED AS:  
GREASE INTERCEPTOR

TANK: MIX DESIGN #9 (SMALL FIBER)

CUSTOMIZED TANKS:  
FOR CUSTOM TANKS CONTACT  
WIESER CONCRETE

REVIEWED BY \_\_\_\_\_  
REVIEW DATE \_\_\_\_\_

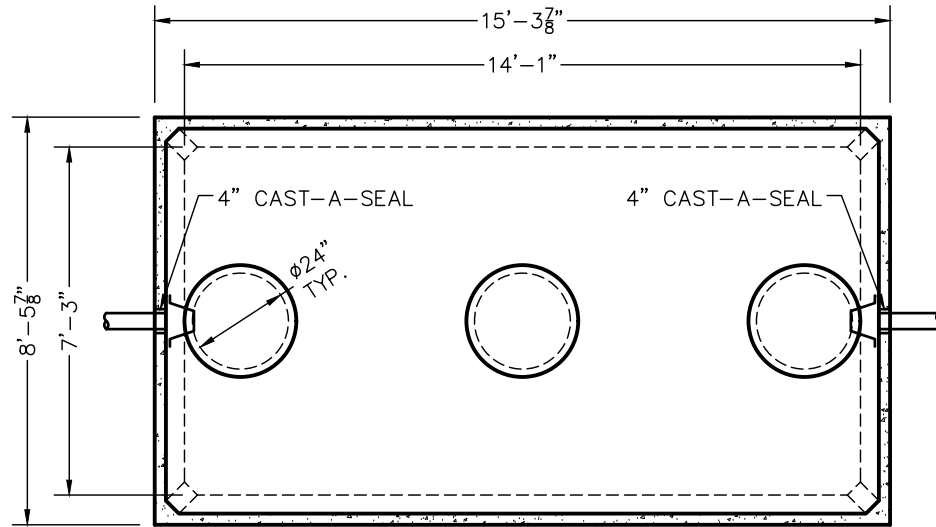
**DRAWINGS SUBMITTED  
FOR APPROVAL**

APPROVED BY: \_\_\_\_\_  
APPROVAL DATE: \_\_\_\_\_  
PRODUCTS NEEDED BY: \_\_\_\_\_

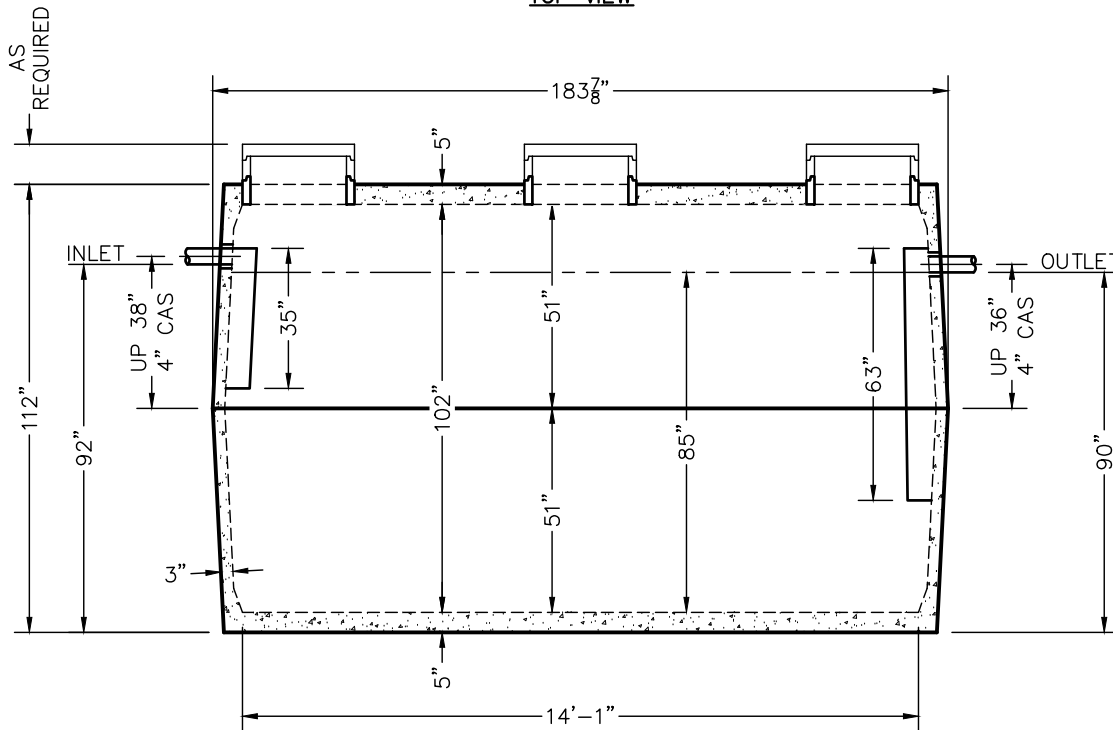
TANKS ARE MANUFACTURED TO MEET OR EXCEED ASTM C-1227 & C-1613 REQUIREMENTS

|  |       |      |                     |               |                |               |
|--|-------|------|---------------------|---------------|----------------|---------------|
| PRE-POUR:  | DATE: | REV. | SCALE: 1/4" = 1'-0" | DRAWN BY: WCP | DATE: 00/00/00 | FILE: w6000gi |
| POST-POUR:   |       |      |                     |               |                |               |
| <b>WIESER CONCRETE</b>                                 |       |      |                     |               |                |               |
| W3716 US HWY 10, MAIDEN ROCK, WI 54750<br>800-325-8456 |       |      |                     |               |                |               |
| W6000GI<br>SEPTIC MANUAL                               |       |      |                     |               |                |               |
| SHEET NO.<br>1 OF 1                                    |       |      |                     |               |                |               |

# W6010 GREASE INTERCEPTOR TANK SPECIFICATIONS



TOP VIEW



SIDE VIEW

**DIMENSIONS:**

- WALL: 3"
- BOTTOM: 5"
- COVER: 5"
- MANHOLE: 24" I.D. PRECAST CONCRETE RISER
- HEIGHT: 112"
- LENGTH: 15'-3 7/8"
- WIDTH: 8'-5 7/8"
- BELOW INLET: 92"
- LIQUID LEVEL: 85"
- WEIGHT: 15,050 LBS. PER SECTION

**INLET AND OUTLET:**

4" CAST-A-SEAL BOOT OR EQUAL GASKET

**INLET AND OUTLET BAFFLE AND FILTER:**

AS SHOWN

LIQUID CAPACITY: 70.71 GAL/IN

LOADING DESIGN: 8'-0" UNSATURATED SOIL

TANK CAN BE USED AS:  
GREASE INTERCEPTOR

COVER: MIX DESIGN #9 (SMALL FIBER)

CUSTOMIZED TANKS:  
FOR CUSTOM TANKS CONTACT WIESER CONCRETE

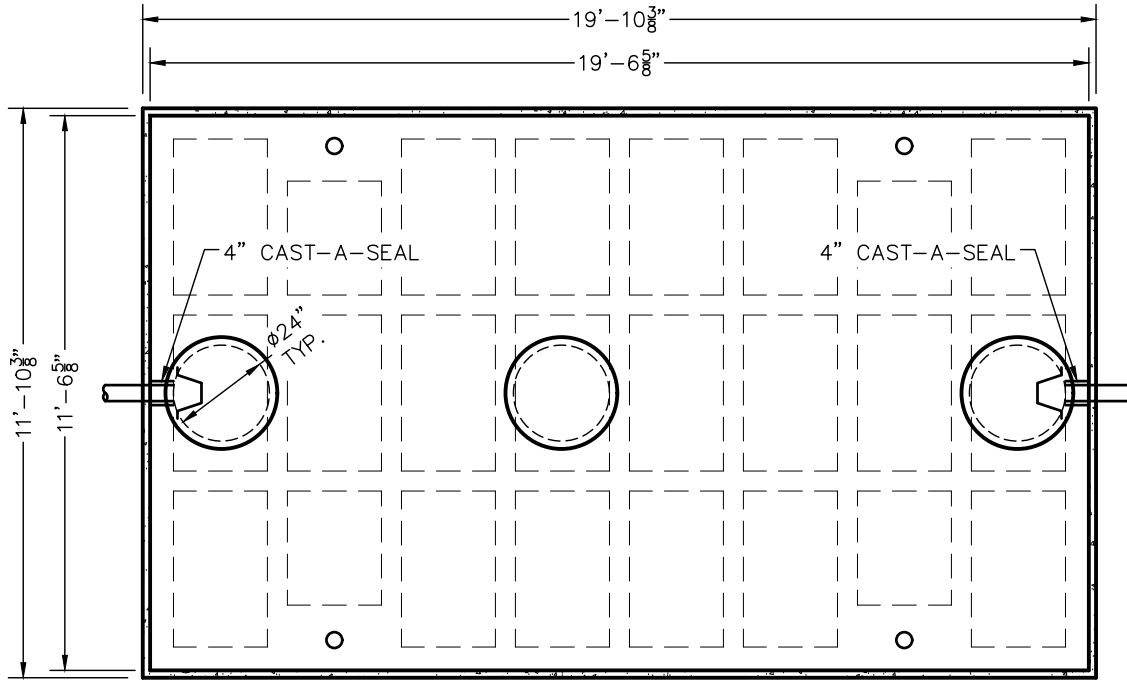
TANKS ARE MANUFACTURED TO MEET OR EXCEED ASTM C-1227 & C-1613 REQUIREMENTS

REVIEWED BY \_\_\_\_\_  
REVIEW DATE \_\_\_\_\_

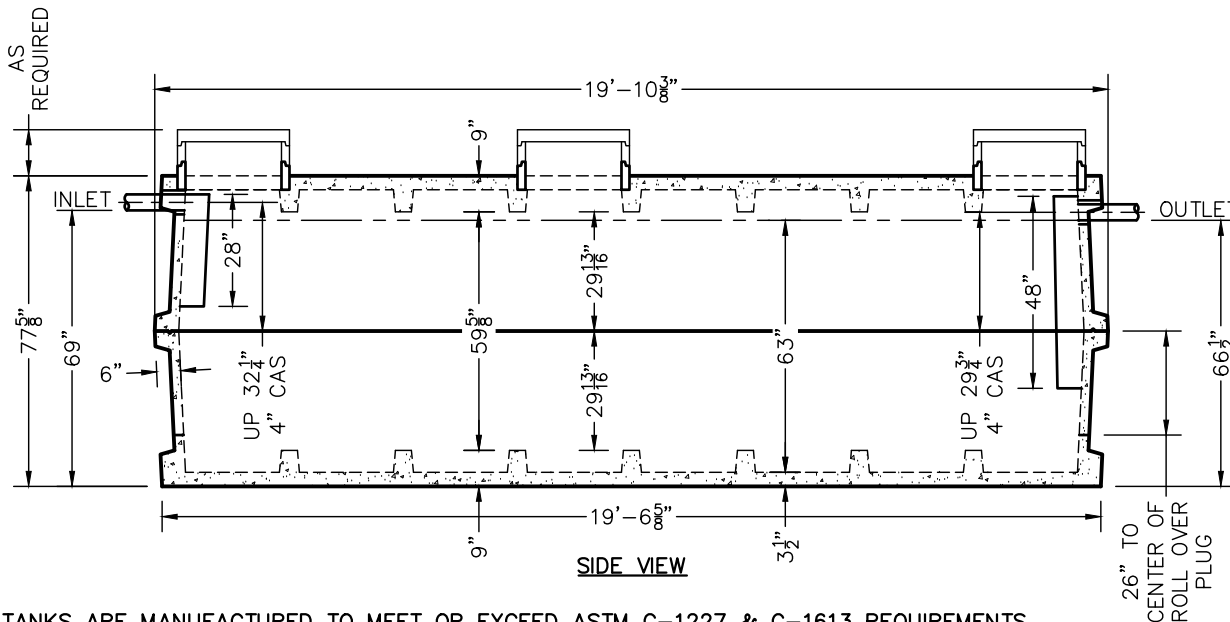
**DRAWINGS SUBMITTED  
FOR APPROVAL**

APPROVED BY: \_\_\_\_\_  
APPROVAL DATE: \_\_\_\_\_  
PRODUCTS NEEDED BY: \_\_\_\_\_

|  |               |                |               |      |                     |
|--|---------------|----------------|---------------|------|---------------------|
| PRE-POUR:  |               | DATE:          |               | REV. |                     |
| SCALE: 1/4" = 1'-0"                                    | DRAWN BY: WCP | DATE: 00/00/00 | FILE: w6010gi |      |                     |
| <b>WIESER CONCRETE</b>                                 |               |                |               |      |                     |
| W3716 US HWY 10, MAIDEN ROCK, WI 54750<br>800-325-8456 |               |                |               |      |                     |
| W6010GI  | SEPTIC MANUAL |                |               |      |                     |
|  |               |                |               |      | SHEET NO.<br>1 OF 1 |



TOP VIEW



# W7700 GREASE INTERCEPTOR TANK SPECIFICATIONS

**DIMENSIONS:**

- WALL: 6" RIBBED
- BOTTOM: 9" RIBBED
- COVER: 9" RIBBED
- MANHOLE: 24" I.D. PRECAST CONCRETE RISER
- HEIGHT: 77 5/8"
- LENGTH: 19'-10 3/8"
- WIDTH: 11'-10 3/8"
- BELOW INLET: 69"
- LIQUID LEVEL: 63"
- WEIGHT: 22,800 LBS. PER SECTION

**INLET AND OUTLET:**  
4" CAST-A-SEAL BOOT OR EQUAL GASKET

**INLET AND OUTLET Baffle AND FILTER:**  
AS SHOWN

**LIQUID CAPACITY:** 122.22 GAL/IN

**LOADING DESIGN:** 8'-0" UNSATURATED SOIL

**TANK CAN BE USED AS:**  
GREASE INTERCEPTOR

**TANK: MIX DESIGN #9 (SMALL FIBER)**

**CUSTOMIZED TANKS:**  
FOR CUSTOM TANKS CONTACT  
WIESER CONCRETE

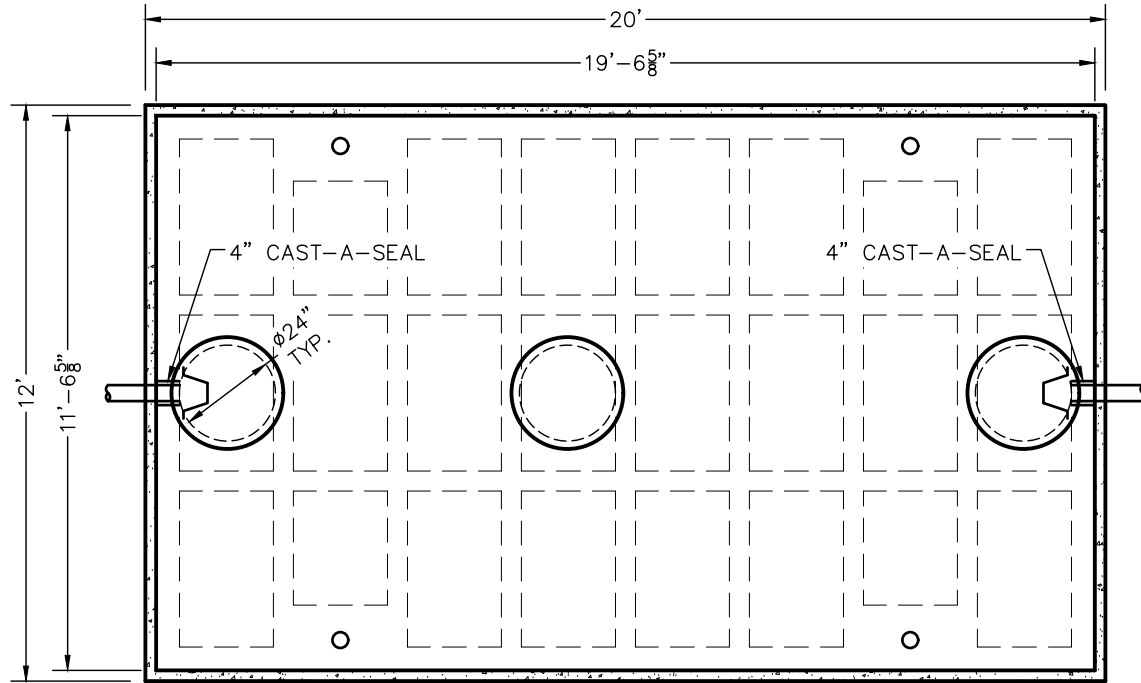
REVIEWED BY \_\_\_\_\_  
REVIEW DATE \_\_\_\_\_

**DRAWINGS SUBMITTED  
FOR APPROVAL**

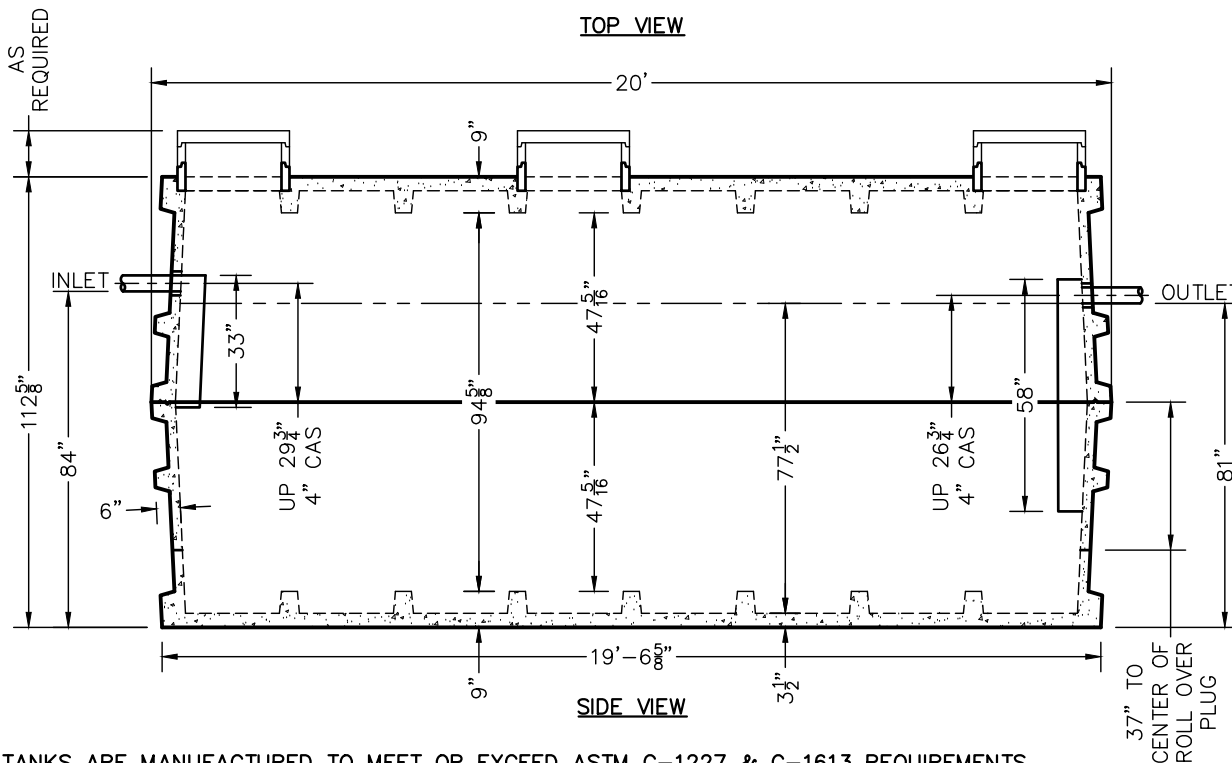
APPROVED BY: \_\_\_\_\_  
APPROVAL DATE: \_\_\_\_\_  
PRODUCTS NEEDED BY: \_\_\_\_\_

TANKS ARE MANUFACTURED TO MEET OR EXCEED ASTM C-1227 & C-1613 REQUIREMENTS

|  |       |      |                     |               |                |               |
|--|-------|------|---------------------|---------------|----------------|---------------|
| PRE-POUR:  | DATE: | REV. | SCALE: 1/4" = 1'-0" | DRAWN BY: WCP | DATE: 00/00/00 | FILE: w7700gi |
| POST-POUR:   |       |      |                     |               |                |               |
| <b>WIESER CONCRETE</b>                                 |       |      |                     |               |                |               |
| W3716 US HWY 10, MAIDEN ROCK, WI 54750<br>800-325-8456 |       |      |                     |               |                |               |
| W7700GI  |       |      | SEPTIC MANUAL       |               |                |               |
| SHEET NO.<br>1 OF 1                                    |       |      |                     |               |                | 1             |



TOP VIEW



SIDE VIEW

# W9100 GREASE INTERCEPTOR TANK SPECIFICATIONS

**DIMENSIONS:**

- WALL: 6" RIBBED
- BOTTOM: 9" RIBBED
- COVER: 9" RIBBED
- MANHOLE: 24" I.D. PRECAST CONCRETE RISER
- HEIGHT: 112 5/8"
- LENGTH: 20'-0"
- WIDTH: 12'-0"
- BELOW INLET: 84"
- LIQUID LEVEL: 77 1/2"
- WEIGHT: 29,000 LBS. PER SECTION

**INLET AND OUTLET:**  
4" CAST-A-SEAL BOOT  
OR EQUAL GASKET

**INLET AND OUTLET Baffle AND FILTER:**  
AS SHOWN

**LIQUID CAPACITY:** 126.90 GAL/IN

**LOADING DESIGN:** 8'-0" UNSATURATED SOIL

**TANK CAN BE USED AS:**  
GREASE INTERCEPTOR

**TANK:** MIX DESIGN #9 (SMALL FIBER)

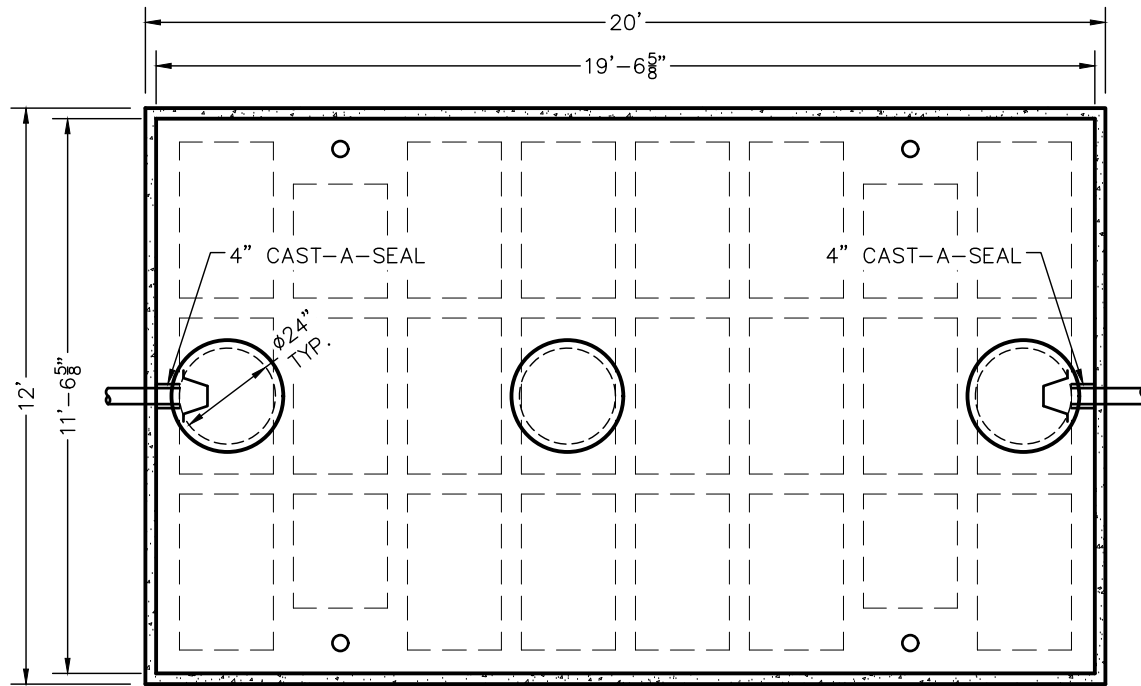
**CUSTOMIZED TANKS:**  
FOR CUSTOM TANKS CONTACT  
WIESER CONCRETE

|  |
|--|
| REVIEWED BY _____                      |
| REVIEW DATE _____                      |
| <b>DRAWINGS SUBMITTED FOR APPROVAL</b> |
| APPROVED BY: _____                     |
| APPROVAL DATE: _____                   |
| PRODUCTS NEEDED BY: _____              |

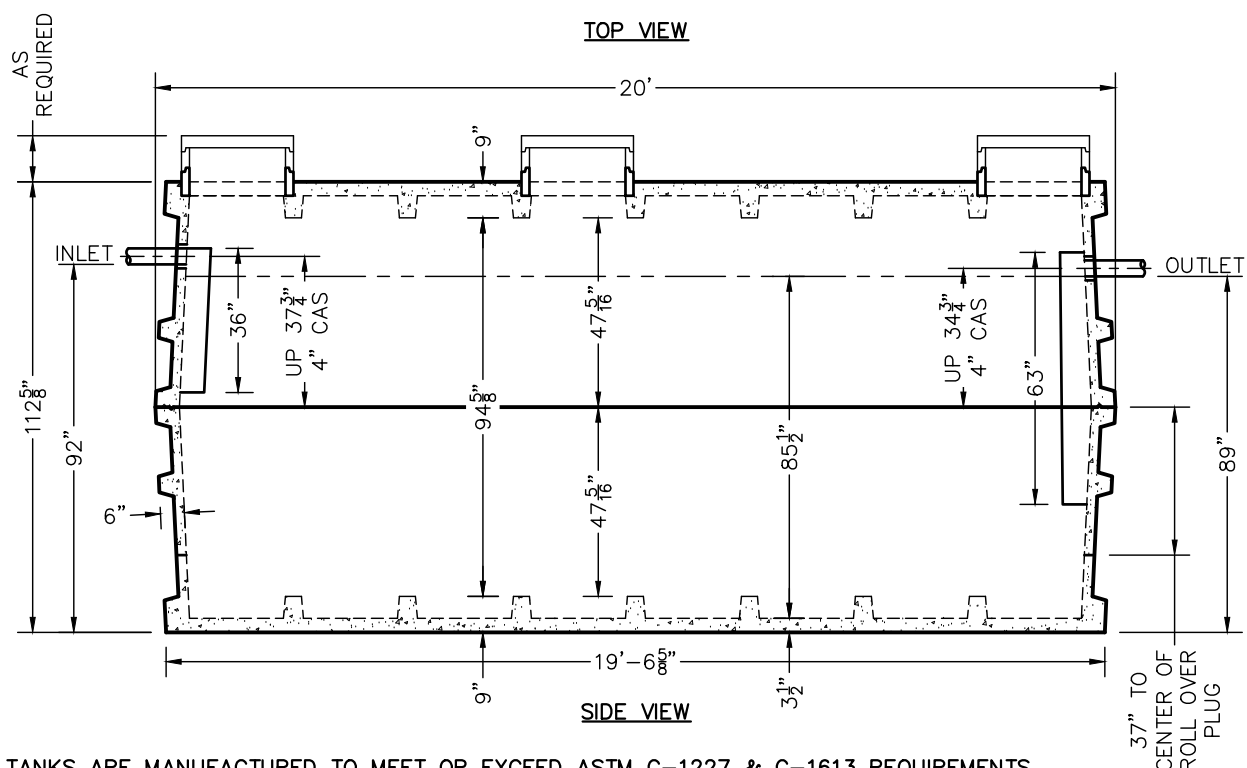
TANKS ARE MANUFACTURED TO MEET OR EXCEED ASTM C-1227 & C-1613 REQUIREMENTS

|  |       |      |                     |               |                |               |
|--|-------|------|---------------------|---------------|----------------|---------------|
| PRE-POUR:  | DATE: | REV. | SCALE: 1/4" = 1'-0" | DRAWN BY: WCP | DATE: 00/00/00 | FILE: w9100gi |
| POST-POUR:   |       |      |                     |               |                |               |
| <b>WIESER CONCRETE</b>                                 |       |      |                     |               |                |               |
| W3716 US HWY 10, MAIDEN ROCK, WI 54750<br>800-325-8456 |       |      |                     |               |                |               |
| W9100GI<br>SEPTIC MANUAL                               |       |      |                     |               |                |               |
| SHEET NO.  |       |      |                     |               |                | 1             |
|  |       |      |                     |               |                | OF            |
|  |       |      |                     |               |                | 1             |

# W10000 GREASE INTERCEPTOR TANK SPECIFICATIONS



**TOP VIEW**



**SIDE VIEW**

**DIMENSIONS:**  
 WALL: 6" RIBBED  
 BOTTOM: 9" RIBBED  
 COVER: 9" RIBBED  
 MANHOLE: 24" I.D. PRECAST CONCRETE RISER  
 HEIGHT: 112 5/8"  
 LENGTH: 20'-0"  
 WIDTH: 12'-0"  
 BELOW INLET: 92"  
 LIQUID LEVEL: 85 1/2"  
 WEIGHT: 29,000 LBS. PER SECTION

**INLET AND OUTLET:**  
 4" CAST-A-SEAL BOOT  
 OR EQUAL GASKET

**INLET AND OUTLET Baffle AND FILTER:**  
 AS SHOWN

**LIQUID CAPACITY:** 127.43 GAL/IN

**LOADING DESIGN:** 8'-0" UNSATURATED SOIL

**TANK CAN BE USED AS:**  
 GREASE INTERCEPTOR

**TANK: MIX DESIGN #9 (SMALL FIBER)**

**CUSTOMIZED TANKS:**  
 FOR CUSTOM TANKS CONTACT  
 WIESER CONCRETE

|  |               |                |                |
|--|---------------|----------------|----------------|
|  | PRE-POUR:     |                | POST-POUR:     |
| SCALE: 1/4" = 1'-0"                                    | DRAWN BY: WCP | DATE: 00/00/00 | FILE: w10000gj |
| DATE:  | REV.          |                |                |
| <b>WIESER CONCRETE</b>                                 |               |                |                |
| W3716 US HWY 10, MAIDEN ROCK, WI 54750<br>800-325-8456 |               |                |                |
| W10000GI   | SEPTIC MANUAL |                |                |
| SHEET NO.<br>1 OF 1                                    |               |                |                |

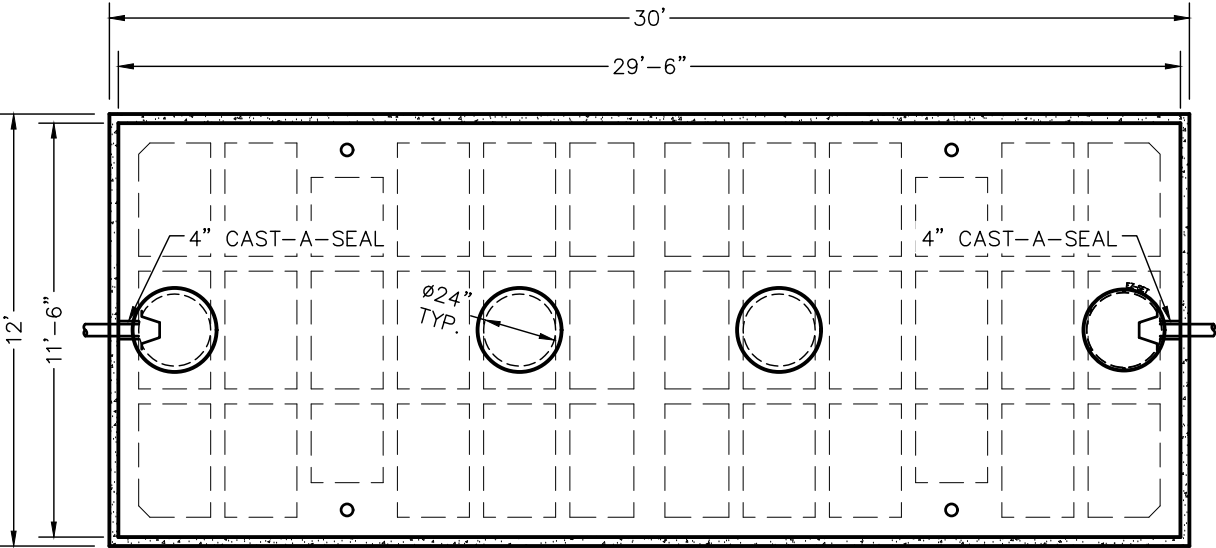
REVIEWED BY \_\_\_\_\_  
 REVIEW DATE \_\_\_\_\_

**DRAWINGS SUBMITTED  
FOR APPROVAL**

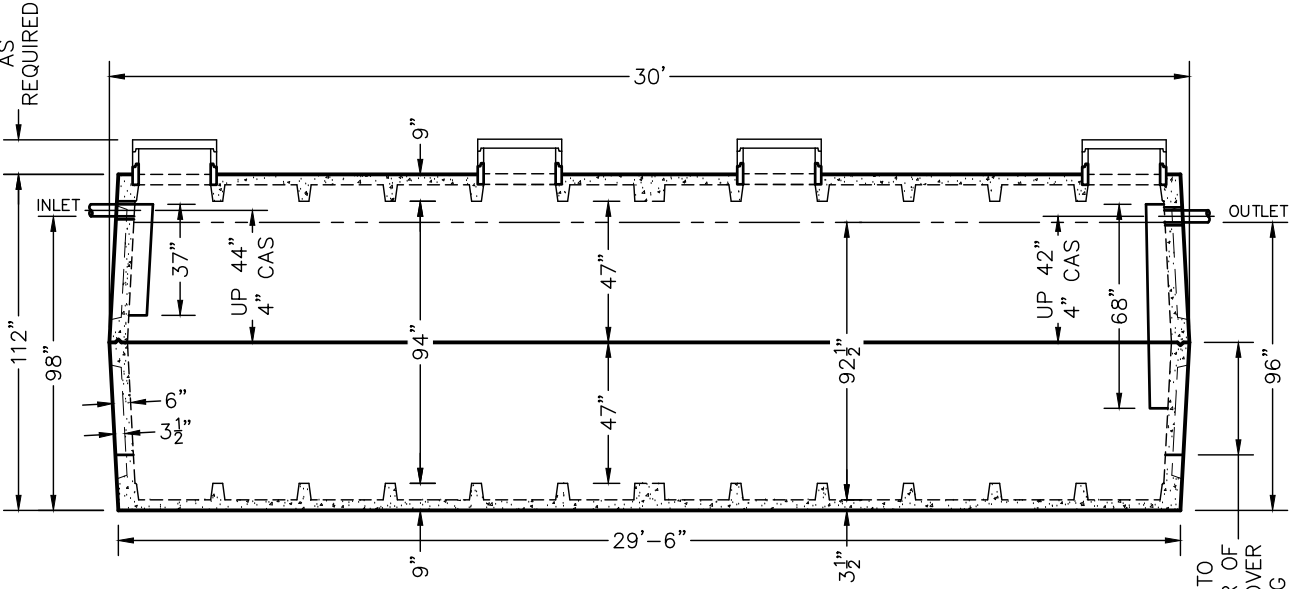
APPROVED BY: \_\_\_\_\_  
 APPROVAL DATE: \_\_\_\_\_  
 PRODUCTS NEEDED BY: \_\_\_\_\_

TANKS ARE MANUFACTURED TO MEET OR EXCEED ASTM C-1227 & C-1613 REQUIREMENTS

# W18000 GREASE INTERCEPTOR TANK SPECIFICATIONS



TOP VIEW



SIDE VIEW

**DIMENSIONS:**  
 WALL: 6" RIBBED  
 BOTTOM: 9" RIBBED  
 COVER: 9" RIBBED  
 MANHOLE: 24" I.D. PRECAST CONCRETE RISER  
 HEIGHT: 112"  
 LENGTH: 30'-0"  
 WIDTH: 12'-0"  
 BELOW INLET: 98"  
 LIQUID LEVEL: 92 1/2"  
 WEIGHT: 42,000 LBS. PER SECTION

**INLET AND OUTLET:**  
 4" CAST-A-SEAL BOOT  
 OR EQUAL GASKET

**INLET AND OUTLET Baffle AND FILTER:**  
 AS SHOWN

**LIQUID CAPACITY:** 194.63 GAL/IN

**LOADING DESIGN:** 8'-0" UNSATURATED SOIL

**TANK CAN BE USED AS:**  
 GREASE INTERCEPTOR

**TANK:** MIX DESIGN #9 (SMALL FIBER)

**CUSTOMIZED TANKS:**  
 FOR CUSTOM TANKS CONTACT  
 WIESER CONCRETE

|  |               |                |                |
|--|---------------|----------------|----------------|
| PRE-POUR:                              | DATE:         | REV.           | DATE:          |
| SCALE: 3/16" = 1'-0"                   | DRAWN BY: WCP | DATE: 00/00/00 | FILE: w18000gj |
| <b>WIESER CONCRETE</b>                 |               |                |                |
| W3716 US HWY 10, MAIDEN ROCK, WI 54750 |               |                |                |
| 800-325-8456                           |               |                |                |

W18000GI  
SEPTIC MANUAL

REVIEWED BY \_\_\_\_\_  
 REVIEW DATE \_\_\_\_\_

**DRAWINGS SUBMITTED  
FOR APPROVAL**

APPROVED BY: \_\_\_\_\_  
 APPROVAL DATE: \_\_\_\_\_  
 PRODUCTS NEEDED BY: \_\_\_\_\_

SHEET NO.  
1  
OF  
1

TANKS ARE MANUFACTURED TO MEET OR EXCEED ASTM C-1227 & C-1613 REQUIREMENTS



Click on blue model # to view individual drawings.

**EXTRA HEAVY DUTY TANKS (TRAFFIC Loading up to 10,000 Gallon) 800-325-8456 Rev February 2022**

| <b>MODEL #</b>                    | <b>STYLE</b>  | <b>WISCONSIN<br/>eSLA PTO No:</b> | <b>EXP. DATE</b> | <b>INLET<br/>(INCHES)</b> | <b>3 YEAR<br/>(GPD)</b> | <b>DIMENSIONS<br/>(INCHES)</b> | <b>LIQUID CAPACITY<br/>(GALLONS/INCH)</b> |
|-----------------------------------|---|-----------------------------------|------------------|---------------------------|-------------------------|--------------------------------|---|
| <b>SINGLE COMPARTMENT TANKS</b>   |   |                                   |                  |                           |                         |                                |   |
| <a href="#">WEHD1000</a>          | Septic, Pump, Siphon or Holding                       | 041805913                         | May-23           | 54 5/8                    | 480                     | Ø7'-2 1/2"                     | 21.50                                     |
| <a href="#">WEHD1250</a>          | Septic, Pump, Siphon or Holding                       | 041705798                         | May-22           | 66 1/4                    | 630                     | Ø7'-2 1/2"                     | 21.48                                     |
| <a href="#">WEHD1500</a>          | Septic, Pump, Siphon or Holding                       | 031705788                         | April-22         | 78                        | 720                     | Ø7'-2 1/2"                     | 21.48                                     |
| <a href="#">WEHD1600-LP</a>       | Septic, Pump, Siphon or Holding                       | 112000078                         | November-25      | 45                        | 773                     | 13'-0" x 7'-0"                 | 44.88                                     |
| <a href="#">WEHD1700</a>          | Holding   | N/A                               | N/A              | 84                        | N/A                     | Ø7'-2 1/2"                     | 21.48                                     |
| <a href="#">WEHD2000</a>          | Septic, Pump, Siphon or Holding                       | 022100010                         | February-26      | 53                        | 967                     | 13'-0" x 7'-0"                 | 44.88                                     |
| <a href="#">WEHD2500</a>          | Septic, Pump, Siphon or Holding                       | 022100010                         | February-26      | 64                        | 1204                    | 13'-0" x 7'-0"                 | 44.88                                     |
| <a href="#">WEHD3000</a>          | Septic, Pump, Siphon or Holding                       | 022100010                         | February-26      | 75                        | 1440                    | 13'-0" x 7'-0"                 | 44.88                                     |
| <a href="#">WEHD4000</a>          | Septic, Pump, Siphon or Holding                       | 031705775                         | March-22         | 98                        | 1934                    | 13'-0" x 7'-0"                 | 44.88                                     |
| <a href="#">WEHD4000-LP</a>       | Septic, Pump, Siphon or Holding                       | 031705772                         | March-22         | 57                        | 1934                    | 16'-0" x 10'-0"                | 84.15                                     |
| <a href="#">WEHD5000</a>          | Septic, Pump, Siphon or Holding                       | 031705776                         | March-22         | 81                        | 2407                    | 15'-0" x 9'-0"                 | 69.81                                     |
| <a href="#">WEHD6000</a>          | Septic, Pump, Siphon or Holding                       | N/A                               | N/A              | 95                        | N/A                     | 15'-0" x 9'-0"                 | 69.81                                     |
| <a href="#">WEHD6000-LP</a>       | Septic, Pump, Siphon or Holding                       | 031705774                         | March-22         | 80                        | 2862                    | 16'-0" x 10'-0"                | 84.15                                     |
| <a href="#">WEHD7000</a>          | Septic, Pump, Siphon or Holding                       | 031705773                         | March-22         | 92                        | 3345                    | 16'-0" x 10'-0"                | 84.15                                     |
| <a href="#">WEHD8000</a>          | Septic, Pump, Siphon or Holding                       | 031705777                         | March-22         | 104                       | 3829                    | 16'-0" x 10'-0"                | 84.15                                     |
| <a href="#">WEHD9000</a>          | Septic, Pump, Siphon or Holding                       | 032000047                         | January-25       | 116                       | 4312                    | 16'-0" x 10'-0"                | 84.15                                     |
| <a href="#">WEHD10000</a>         | Septic, Pump, Siphon or Holding                       | 032000048                         | January-25       | 128                       | 4796                    | 16'-0" x 10'-0"                | 84.15                                     |
| <b>MULTIPLE COMPARTMENT TANKS</b> |   |                                   |                  |                           |                         |                                |   |
| <a href="#">WEHD1000/600-LP</a>   | Septic/Septic, Septic/Pump, Septic/Siphon, or Holding | 012100009                         | January-26       | 45                        | 766<br>479              | 13'-0" x 7'-0"                 | 27.12 (Septic)<br>16.00 (Pump)            |
| <a href="#">WEHD1200/800</a>      | Septic/Septic, Septic/Pump, Septic/Siphon, or Holding | 112000079                         | November-25      | 54                        | 968<br>584              | 13'-0" x 7'-0"                 | 26.49 (Septic)<br>17.45 (Pump)            |
| <b>GREASE INTERCEPTORS</b>        |   |                                   |                  |                           |                         |                                |   |
| <a href="#">WEHD1000GI</a>        | Grease Interceptor                                    |                                   |                  | 54 5/8                    | N/A                     | Ø7'-2 1/2"                     | 21.50                                     |
| <a href="#">WEHD1250GI</a>        | Grease Interceptor                                    |                                   |                  | 66 1/4                    | N/A                     | Ø7'-2 1/2"                     | 21.48                                     |
| <a href="#">WEHD1500GI</a>        | Grease Interceptor                                    |                                   |                  | 78                        | N/A                     | Ø7'-2 1/2"                     | 21.48                                     |
| <a href="#">WEHD2000GI</a>        | Grease Interceptor                                    |                                   |                  | 53                        | N/A                     | 13'-0" x 7'-0"                 | 44.88                                     |
| <a href="#">WEHD2500GI</a>        | Grease Interceptor                                    |                                   |                  | 64                        | N/A                     | 13'-0" x 7'-0"                 | 44.88                                     |
| <a href="#">WEHD3000GI</a>        | Grease Interceptor                                    |                                   |                  | 75                        | N/A                     | 13'-0" x 7'-0"                 | 44.88                                     |
| <a href="#">WEHD4000GI</a>        | Grease Interceptor                                    |                                   |                  | 98                        | N/A                     | 13'-0" x 7'-0"                 | 44.88                                     |
| <a href="#">WEHD4000GI-LP</a>     | Grease Interceptor                                    |                                   |                  | 57                        | N/A                     | 16'-0" x 10'-0"                | 84.15                                     |
| <a href="#">WEHD5000GI</a>        | Grease Interceptor                                    |                                   |                  | 81                        | N/A                     | 15'-0" x 9'-0"                 | 69.81                                     |
| <a href="#">WEHD6000GI</a>        | Grease Interceptor                                    |                                   |                  | 95                        | N/A                     | 15'-0" x 9'-0"                 | 69.81                                     |
| <a href="#">WEHD6000GI-LP</a>     | Grease Interceptor                                    |                                   |                  | 80                        | N/A                     | 16'-0" x 10'-0"                | 84.15                                     |
| <a href="#">WEHD7000GI</a>        | Grease Interceptor                                    |                                   |                  | 92                        | N/A                     | 16'-0" x 10'-0"                | 84.15                                     |
| <a href="#">WEHD8000GI</a>        | Grease Interceptor                                    |                                   |                  | 104                       | N/A                     | 16'-0" x 10'-0"                | 84.15                                     |
| <a href="#">WEHD9000GI</a>        | Grease Interceptor                                    |                                   |                  | 116                       | N/A                     | 16'-0" x 10'-0"                | 84.15                                     |
| <a href="#">WEHD10000GI</a>       | Grease Interceptor                                    |                                   |                  | 128                       | N/A                     | 16'-0" x 10'-0"                | 84.15                                     |

\*\*Top number for septic/septic, bottom number for septic/pump.

# WEHD1000 TANK SPECIFICATIONS

**DIMENSIONS:**

WALL: 3 1/2"  
 BOTTOM: 5"  
 COVER: 6"  
 MANHOLE: 24" I.D. PRECAST CONCRETE RISER  
 HEIGHT: 72 1/2" O.D.  
 OUTSIDE DIAMETER: 7'-2 1/2"  
 BELOW INLET: 54 5/8" O.D.  
 LIQUID LEVEL: 46 5/8"  
 WEIGHT: TANK 7,000 LBS.  
 WEIGHT: COVER 3,000 LBS.

**INLET AND OUTLET:**

4" CAST-A-SEAL BOOT OR EQUAL GASKET

**INLET AND OUTLET BAFFLE AND FILTER:**

WISCONSIN, SEE DETAIL #10  
 (OTHER STATES SEE CHART)

LIQUID CAPACITY: 21.50 GAL/IN

**HOLDING TANK:**

OUTLET HOLE PLUGGED  
 ACTUAL CAPACITY: 1,065 GALLONS

LOADING DESIGN: 12'-0" UNSATURATED SOIL / HS-20

**TANK CAN BE USED AS:**

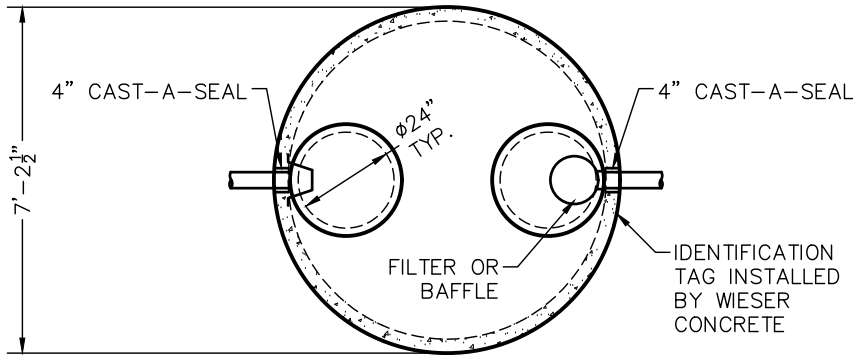
SEPTIC / HOLDING / PUMP OR SIPHON

COVER: MIX DESIGN #8 (NO FIBER)

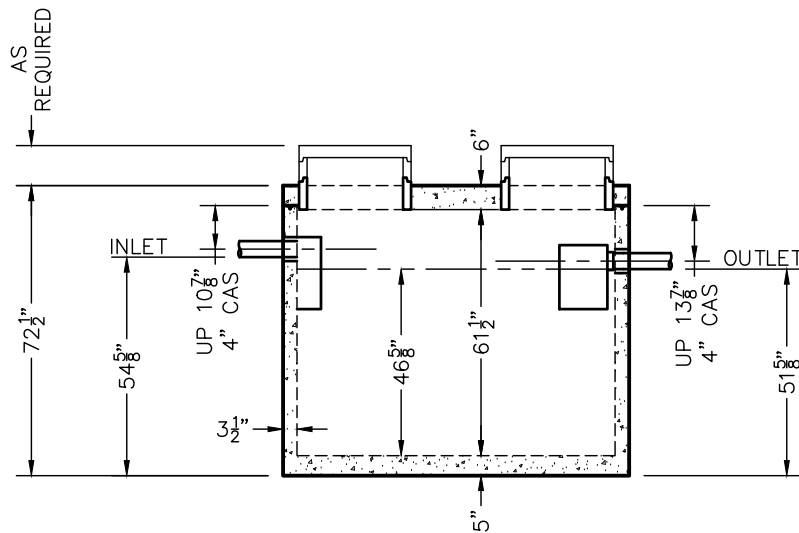
TANK: MIX DESIGN #8 (NO FIBER)

**CUSTOMIZED TANKS:**

FOR CUSTOM TANKS CONTACT WIESER CONCRETE



TOP VIEW



SIDE VIEW

|  |  |                     |               |                |                |
|--|--|---------------------|---------------|----------------|----------------|
| PRE-POUR:  |  | DATE:               |               | REV.           |                |
| POST-POUR:   |  | SCALE: 1/4" = 1'-0" | DRAWN BY: WCP | DATE: 00/00/00 | FILE: wehd1000 |
| <b>WIESER CONCRETE</b>                                 |  |                     |               |                |                |
| W3716 US HWY 10, MAIDEN ROCK, WI 54750<br>800-325-8456 |  |                     |               |                |                |
| WEHD1000<br>SEPTIC MANUAL                              |  |                     |               |                |                |
| SHEET NO.<br>1 OF 1                                    |  |                     |               |                |                |

REVIEWED BY \_\_\_\_\_  
 REVIEW DATE \_\_\_\_\_

**DRAWINGS SUBMITTED  
FOR APPROVAL**

APPROVED BY: \_\_\_\_\_  
 APPROVAL DATE: \_\_\_\_\_  
 PRODUCTS NEEDED BY: \_\_\_\_\_

# WEHD1250 TANK SPECIFICATIONS

|            |       |      |                     |
|------------|-------|------|---------------------|
| PRE-POUR:  | DATE: | REV. | SCALE: 1/4" = 1'-0" |
| POST-POUR: |       |      | DRAWN BY: WCP       |
|            |       |      | DATE: 00/00/00      |
|            |       |      | FILE: wehd1250      |

**DIMENSIONS:**  
 WALL: 3 1/2"  
 BOTTOM: 5"  
 COVER: 6"  
 MANHOLE: 24" I.D. PRECAST CONCRETE RISER  
 HEIGHT: 80 1/2" O.D.  
 OUTSIDE DIAMETER: 7'-2 1/2"  
 BELOW INLET: 66 1/4" O.D.  
 LIQUID LEVEL: 58 1/4"  
 WEIGHT: TANK 8,100 LBS.  
 WEIGHT: COVER 3,000 LBS.

**INLET AND OUTLET:**  
 4" CAST-A-SEAL BOOT OR EQUAL GASKET

**INLET AND OUTLET BAFFLE AND FILTER:**  
 WISCONSIN, SEE DETAIL #10  
 (OTHER STATES SEE CHART)

**LIQUID CAPACITY:** 21.48 GAL/IN

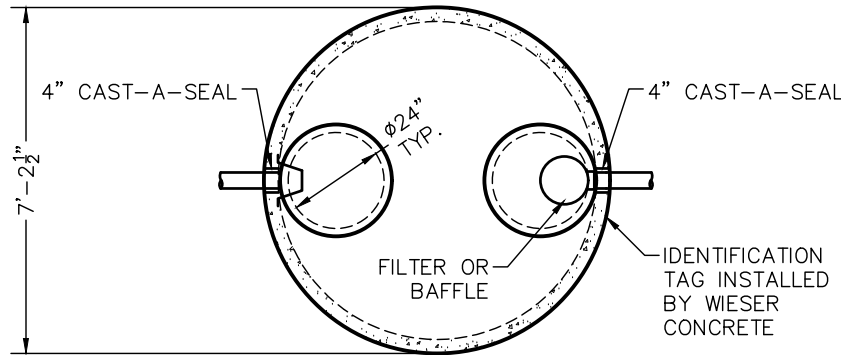
**HOLDING TANK:**  
 OUTLET HOLE PLUGGED  
 ACTUAL CAPACITY: 1,315 GALLONS

**LOADING DESIGN:** 12'-0" UNSATURATED SOIL / HS-20

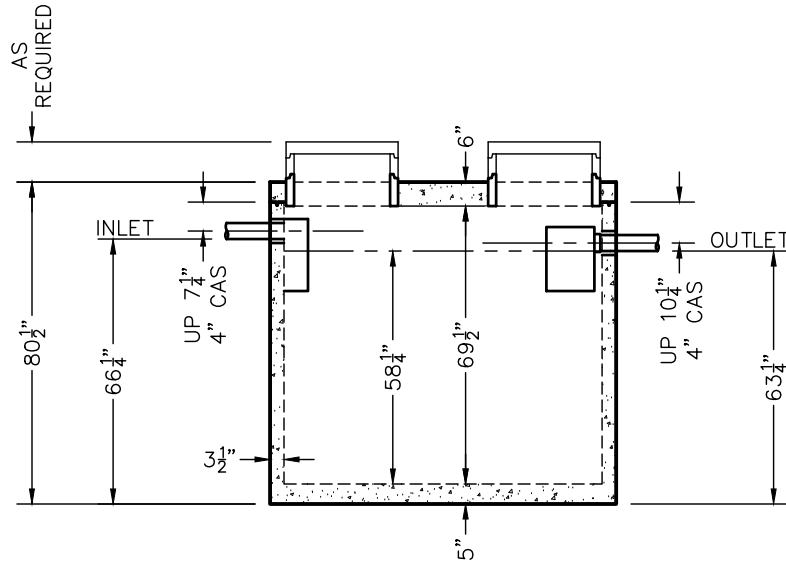
**TANK CAN BE USED AS:**  
 SEPTIC / HOLDING / PUMP OR SIPHON

**COVER:** MIX DESIGN #8 (NO FIBER)  
**TANK:** MIX DESIGN #8 (NO FIBER)

**CUSTOMIZED TANKS:**  
 FOR CUSTOM TANKS CONTACT WIESER CONCRETE



TOP VIEW



SIDE VIEW

TANKS ARE MANUFACTURED TO MEET OR EXCEED ASTM C-1227 REQUIREMENTS

DRAWINGS SUBMITTED  
FOR APPROVAL

APPROVED BY: \_\_\_\_\_

APPROVAL DATE: \_\_\_\_\_

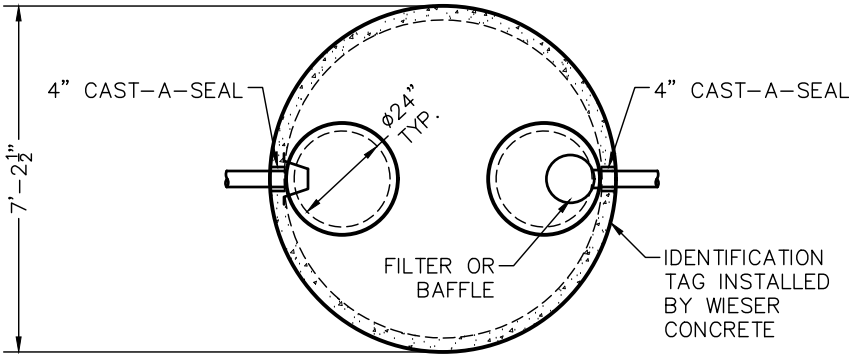
PRODUCTS NEEDED BY: \_\_\_\_\_

**WIESER CONCRETE**  
 W3716 US HWY 10, MAIDEN ROCK, WI 54750  
 800-325-8456

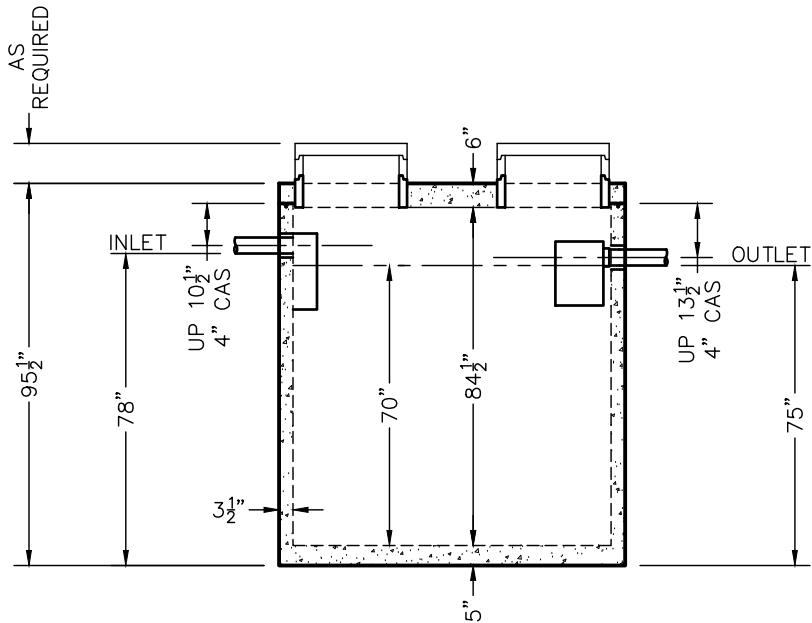
WEHD1250  
SEPTIC MANUAL

SHEET NO.  
1 OF 1

# WEHD1500 TANK SPECIFICATIONS



TOP VIEW



SIDE VIEW

**DIMENSIONS:**  
 WALL: 3 1/2"  
 BOTTOM: 5"  
 COVER: 6"  
 MANHOLE: 24" I.D. PRECAST CONCRETE RISER  
 HEIGHT: 95 1/2" O.D.  
 OUTSIDE DIAMETER: 7'-2 1/2"  
 BELOW INLET: 78" O.D.  
 LIQUID LEVEL: 70"  
 WEIGHT: TANK 9,535 LBS.  
 WEIGHT: COVER 3,000 LBS.

**INLET AND OUTLET:**  
 4" CAST-A-SEAL BOOT OR EQUAL GASKET

**INLET AND OUTLET BAFFLE AND FILTER:**  
 WISCONSIN, SEE DETAIL #10  
 (OTHER STATES SEE CHART)

**LIQUID CAPACITY:** 21.48 GAL/IN

**HOLDING TANK:**  
 OUTLET HOLE PLUGGED  
 ACTUAL CAPACITY: 1,568 GALLONS

**LOADING DESIGN:** 12'-0" UNSATURATED SOIL / HS-20

**TANK CAN BE USED AS:**  
 SEPTIC / HOLDING / PUMP OR SIPHON

**COVER:** MIX DESIGN #8 (NO FIBER)  
**TANK:** MIX DESIGN #8 (NO FIBER)

**CUSTOMIZED TANKS:**  
 FOR CUSTOM TANKS CONTACT WIESER CONCRETE

|                     |      |               |                |
|---------------------|------|---------------|----------------|
| PRE-POUR:           |      | DATE:         |                |
| SCALE: 1/4" = 1'-0" | REV. | DRAWN BY: WCP | DATE: 00/00/00 |
|                     |      | POST-POUR:    | FILE: wehd1500 |

**WIESER CONCRETE**  
 W3716 US HWY 10, MAIDEN ROCK, WI 54750  
 800-325-8456

WEHD1500  
 SEPTIC MANUAL

SHEET NO.  
 1 OF 1

REVIEWED BY \_\_\_\_\_  
 REVIEW DATE \_\_\_\_\_

**DRAWINGS SUBMITTED  
 FOR APPROVAL**

APPROVED BY: \_\_\_\_\_  
 APPROVAL DATE: \_\_\_\_\_  
 PRODUCTS NEEDED BY: \_\_\_\_\_

# WEHD1600-LP TANK SPECIFICATIONS

**DIMENSIONS:**  
 WALL: 6"  
 BOTTOM: 6"  
 COVER: 6"  
 MANHOLE: 24" I.D. PRECAST CONCRETE RISER  
 HEIGHT: 57" O.D.  
 LENGTH: 13'-0" O.D.  
 WIDTH: 7'-0" O.D.  
 BELOW INLET: 45" O.D.  
 LIQUID LEVEL: 37"  
 WEIGHT: TANK 19,400 LBS.  
 WEIGHT: COVER 6,800 LBS.

**INLET AND OUTLET:**  
 4" CAST-A-SEAL BOOT OR EQUAL GASKET

**INLET AND OUTLET BAFFLE AND FILTER:**  
 WISCONSIN, SEE DETAIL #10  
 (OTHER STATES SEE CHART)

**LIQUID CAPACITY:** 44.88 GAL/IN

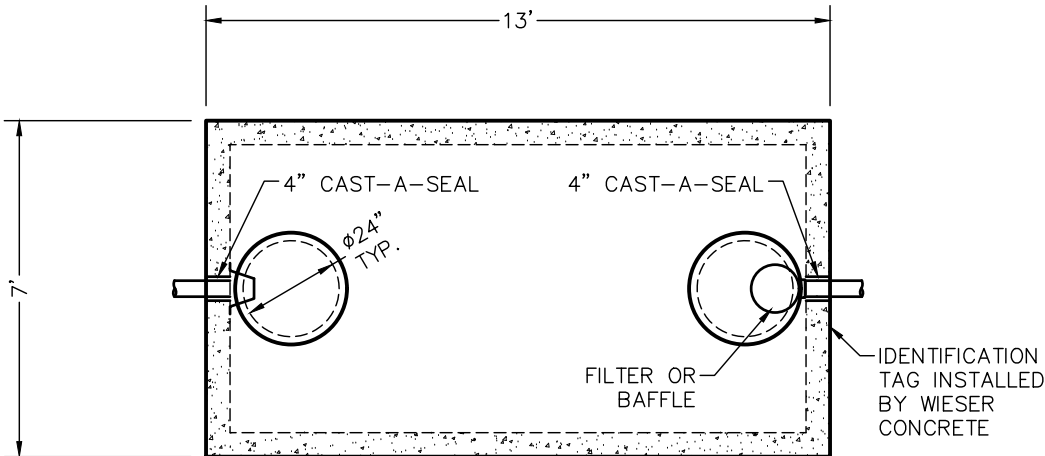
**HOLDING TANK:**  
 OUTLET HOLE PLUGGED  
 ACTUAL CAPACITY: 1,615 GALLONS

**LOADING DESIGN:** 12'-0" UNSATURATED SOIL / HS-20

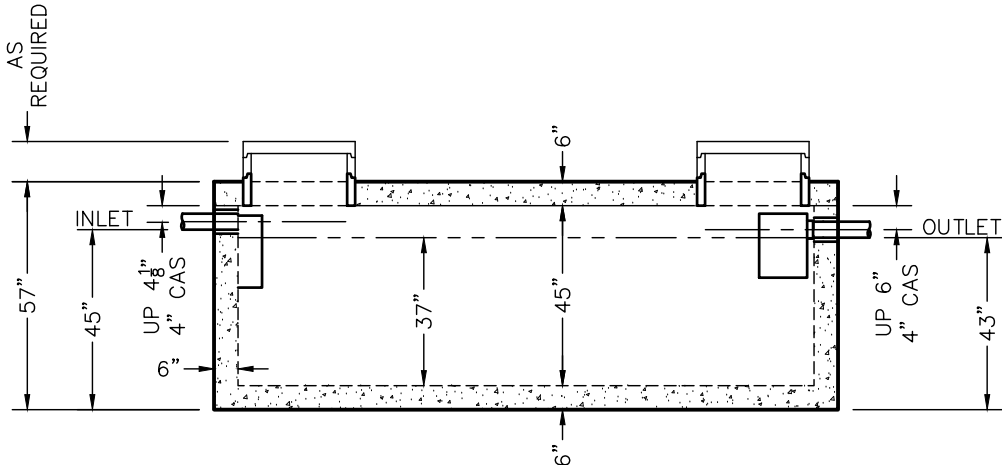
**TANK CAN BE USED AS:**  
 SEPTIC / HOLDING / PUMP OR SIPHON

**COVER:** MIX DESIGN #8 (NO FIBER)  
**TANK:** MIX DESIGN #8 (NO FIBER)

**CUSTOMIZED TANKS:**  
 FOR CUSTOM TANKS CONTACT WIESER CONCRETE



TOP VIEW



SIDE VIEW

TANKS ARE MANUFACTURED TO MEET OR EXCEED ASTM C-1227 REQUIREMENTS

REVIEWED BY \_\_\_\_\_  
 REVIEW DATE \_\_\_\_\_

**DRAWINGS SUBMITTED  
FOR APPROVAL**

APPROVED BY: \_\_\_\_\_  
 APPROVAL DATE: \_\_\_\_\_  
 PRODUCTS NEEDED BY: \_\_\_\_\_

**WIESER CONCRETE**

W3716 US HWY 10, MAIDEN ROCK, WI 54750  
 800-325-8456

WEHD1600-LP  
 SEPTIC MANUAL

SHEET NO.  
 1 OF 1

PRE-POUR:

DATE:

REV.

SCALE: 1/4" = 1'-0"

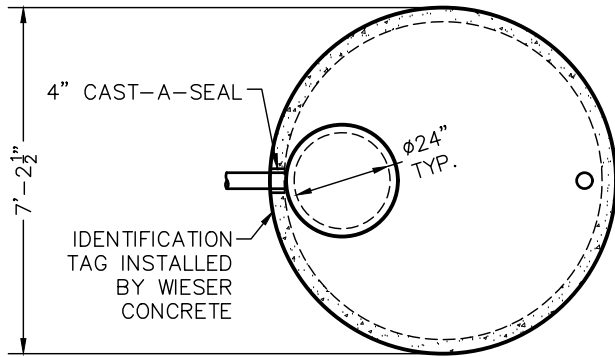
DRAWN BY: WCP

DATE: 00/00/00

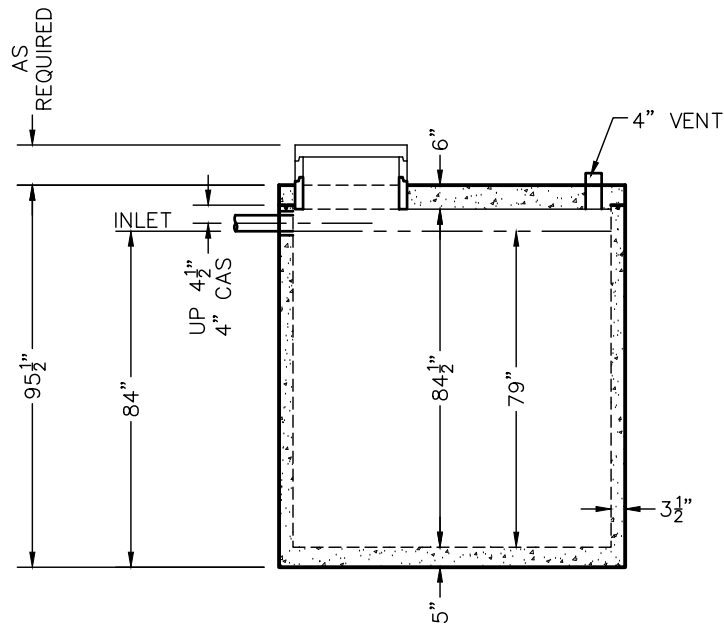
POST-POUR:

FILE: wehd1600-lp

# WEHD1700 TANK SPECIFICATIONS



TOP VIEW



SIDE VIEW

**DIMENSIONS:**

- WALL: 3 1/2"
- BOTTOM: 5"
- COVER: 6"
- MANHOLE: 24" I.D. PRECAST CONCRETE RISER
- HEIGHT: 95 1/2" O.D.
- OUTSIDE DIAMETER: 7'-2 1/2"
- BELOW INLET: 84" O.D.
- LIQUID LEVEL: 79"
- WEIGHT: TANK 9,535 LBS.
- WEIGHT: COVER 3,000 LBS.

**INLET AND OUTLET:**

4" CAST-A-SEAL BOOT OR EQUAL GASKET

**INLET AND OUTLET Baffle AND FILTER:**

WISCONSIN, SEE DETAIL #10  
(OTHER STATES SEE CHART)

LIQUID CAPACITY: 21.48 GAL/IN

**HOLDING TANK:**

OUTLET HOLE PLUGGED  
ACTUAL CAPACITY: 1,697 GALLONS

LOADING DESIGN: 12'-0" UNSATURATED SOIL / HS-20

**TANK CAN BE USED AS:**

SEPTIC / HOLDING / PUMP OR SIPHON

COVER: MIX DESIGN #8 (NO FIBER)

TANK: MIX DESIGN #8 (NO FIBER)

**CUSTOMIZED TANKS:**

FOR CUSTOM TANKS CONTACT WIESER CONCRETE

|  |  |                     |               |                |                |
|--|--|---------------------|---------------|----------------|----------------|
| PRE-POUR:  |  | DATE:               |               | REV.           |                |
| POST-POUR:   |  | SCALE: 1/4" = 1'-0" | DRAWN BY: WCP | DATE: 00/00/00 | FILE: wehd1700 |
| <b>WIESER CONCRETE</b>                                 |  |                     |               |                |                |
| W3716 US HWY 10, MAIDEN ROCK, WI 54750<br>800-325-8456 |  |                     |               |                |                |
| WEHD1700<br>SEPTIC MANUAL                              |  |                     |               |                |                |
| SHEET NO.<br>1 OF 1                                    |  |                     |               |                |                |

REVIEWED BY \_\_\_\_\_  
REVIEW DATE \_\_\_\_\_

**DRAWINGS SUBMITTED  
FOR APPROVAL**

APPROVED BY: \_\_\_\_\_  
APPROVAL DATE: \_\_\_\_\_  
PRODUCTS NEEDED BY: \_\_\_\_\_

# WEHD2000 TANK SPECIFICATIONS

**DIMENSIONS:**  
 WALL: 6"  
 BOTTOM: 6"  
 COVER: 6"  
 MANHOLE: 24" I.D. PRECAST CONCRETE RISER  
 HEIGHT: 65" O.D.  
 LENGTH: 13'-0" O.D.  
 WIDTH: 7'-0" O.D.  
 BELOW INLET: 53" O.D.  
 LIQUID LEVEL: 45"  
 WEIGHT: TANK 19,400 LBS.  
 WEIGHT: COVER 6,800 LBS.

**INLET AND OUTLET:**  
 4" CAST-A-SEAL BOOT OR EQUAL GASKET

**INLET AND OUTLET BAFFLE AND FILTER:**  
 WISCONSIN, SEE DETAIL #10  
 (OTHER STATES SEE CHART)

**LIQUID CAPACITY:** 44.88 GAL/IN

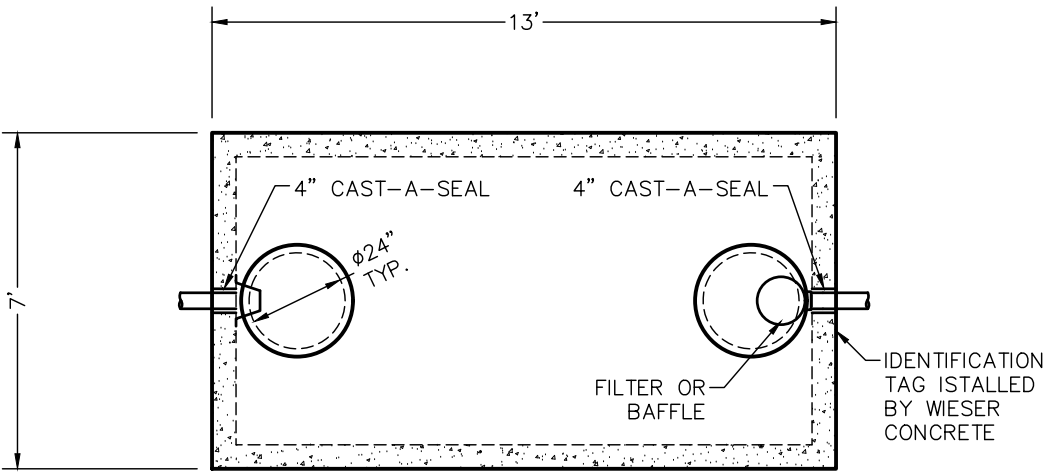
**HOLDING TANK:**  
 OUTLET HOLE PLUGGED  
 ACTUAL CAPACITY: 2,109 GALLONS

**LOADING DESIGN:** 12'-0" UNSATURATED SOIL / HS-20

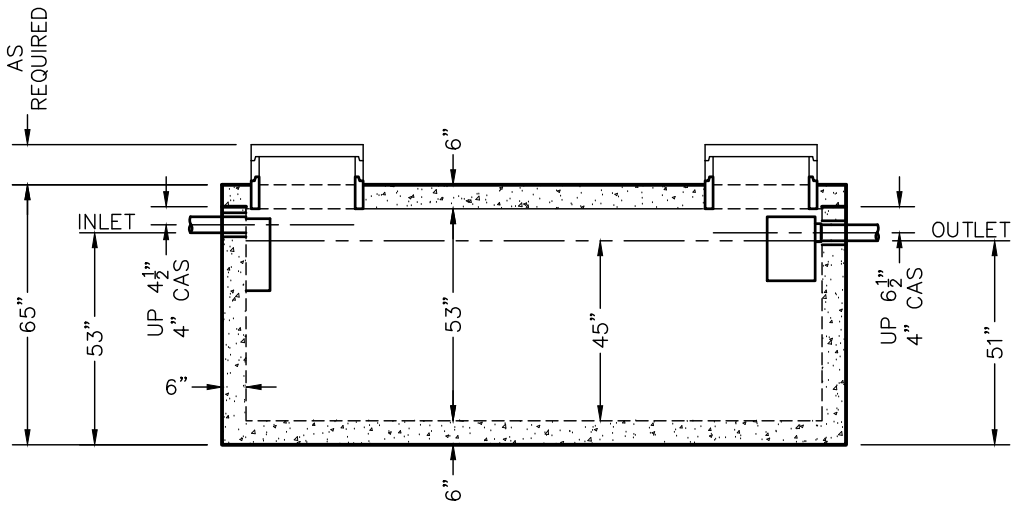
**TANK CAN BE USED AS:**  
 SEPTIC / HOLDING / PUMP OR SIPHON

**COVER:** MIX DESIGN #8 (NO FIBER)  
**TANK:** MIX DESIGN #8 (NO FIBER)

**CUSTOMIZED TANKS:**  
 FOR CUSTOM TANKS CONTACT WIESER CONCRETE



TOP VIEW



SIDE VIEW

TANKS ARE MANUFACTURED TO MEET OR EXCEED ASTM C-1227 REQUIREMENTS

REVIEWED BY \_\_\_\_\_  
 REVIEW DATE \_\_\_\_\_

**DRAWINGS SUBMITTED  
FOR APPROVAL**

APPROVED BY: \_\_\_\_\_  
 APPROVAL DATE: \_\_\_\_\_  
 PRODUCTS NEEDED BY: \_\_\_\_\_

|  |               |                |                     |
|--|---------------|----------------|---------------------|
| PRE-POUR:  |               | DATE:          |                     |
| POST-POUR:   |               | REV.           |                     |
| SCALE: 1/4" = 1'-0"                                    | DRAWN BY: WCP | DATE: 00/00/00 | FILE: wehd2000      |
| <b>WIESER CONCRETE</b>                                 |               |                |                     |
| W3716 US HWY 10, MAIDEN ROCK, WI 54750<br>800-325-8456 |               |                |                     |
| WEHD2000   | SEPTIC MANUAL |                |                     |
|  |               |                | SHEET NO.<br>1 OF 1 |

# WEHD2500 TANK SPECIFICATIONS

**DIMENSIONS:**  
 WALL: 6"  
 BOTTOM: 6"  
 COVER: 6"  
 MANHOLE: 24" I.D. PRECAST CONCRETE RISER  
 HEIGHT: 76" O.D.  
 LENGTH: 13'-0" O.D.  
 WIDTH: 7'-0" O.D.  
 BELOW INLET: 64" O.D.  
 LIQUID LEVEL: 56"  
 WEIGHT: 14,400 LBS PER SECTION.

**INLET AND OUTLET:**  
 4" CAST-A-SEAL BOOT OR EQUAL GASKET

**INLET AND OUTLET BAFFLE AND FILTER:**  
 WISCONSIN, SEE DETAIL #10  
 (OTHER STATES SEE CHART)

**LIQUID CAPACITY:** 44.88 GAL/IN

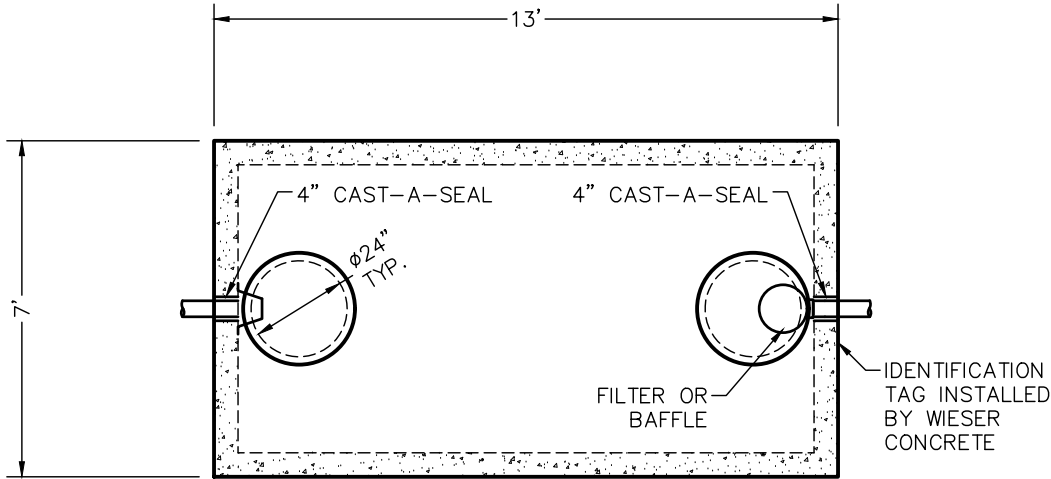
**HOLDING TANK:**  
 OUTLET HOLE PLUGGED  
 ACTUAL CAPACITY: 2,603 GALLONS

**LOADING DESIGN:** 12'-0" UNSATURATED SOIL / HS-20

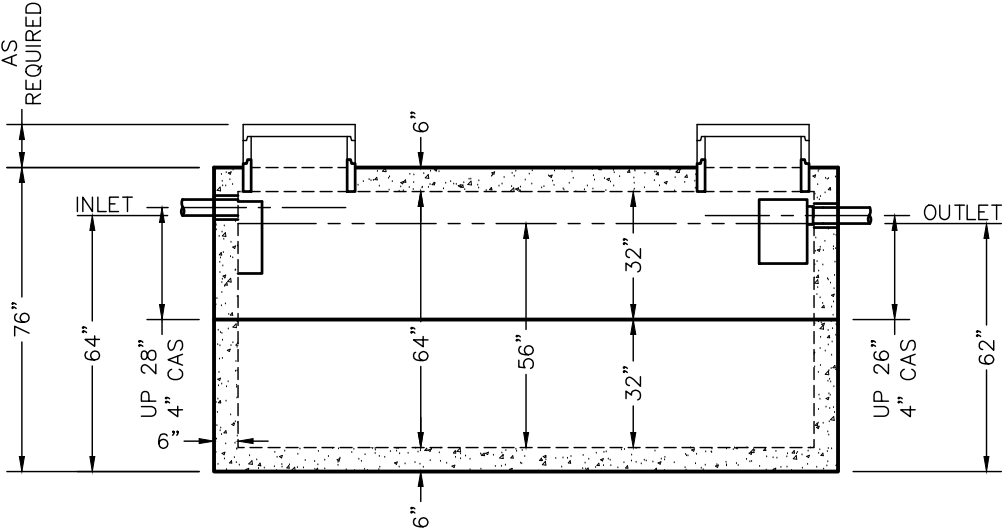
**TANK CAN BE USED AS:**  
 SEPTIC / HOLDING / PUMP OR SIPHON

**TANK:** MIX DESIGN #8 (NO FIBER)

**CUSTOMIZED TANKS:**  
 FOR CUSTOM TANKS CONTACT WIESER CONCRETE



TOP VIEW



SIDE VIEW

PRE-POUR:

DATE:

REV.

SCALE: 1/4" = 1'-0"

DRAWN BY: WCP

DATE: 00/00/00

FILE: wehd2500



W3716 US HWY 10, MAIDEN ROCK, WI 54750  
 800-325-8456

WEHD2500

SEPTIC MANUAL

REVIEWED BY: \_\_\_\_\_  
 REVIEW DATE: \_\_\_\_\_

**DRAWINGS SUBMITTED  
FOR APPROVAL**

APPROVED BY: \_\_\_\_\_  
 APPROVAL DATE: \_\_\_\_\_  
 PRODUCTS NEEDED BY: \_\_\_\_\_

SHEET NO.  
 1 OF 1

TANKS ARE MANUFACTURED TO MEET OR EXCEED ASTM C-1227 REQUIREMENTS



# WEHD3000 TANK SPECIFICATIONS

**DIMENSIONS:**  
 WALL: 6"  
 BOTTOM: 6"  
 COVER: 6"  
 MANHOLE: 24" I.D. PRECAST CONCRETE RISER  
 HEIGHT: 87" O.D.  
 LENGTH: 13'-0" O.D.  
 WIDTH: 7'-0" O.D.  
 BELOW INLET: 75" O.D.  
 LIQUID LEVEL: 67"  
 WEIGHT: 15,700 LBS. PER SECTION

**INLET AND OUTLET:**  
 4" CAST-A-SEAL BOOT OR EQUAL GASKET

**INLET AND OUTLET BAFFLE AND FILTER:**  
 WISCONSIN, SEE DETAIL #10  
 (OTHER STATES SEE CHART)

**LIQUID CAPACITY:** 44.88 GAL/IN

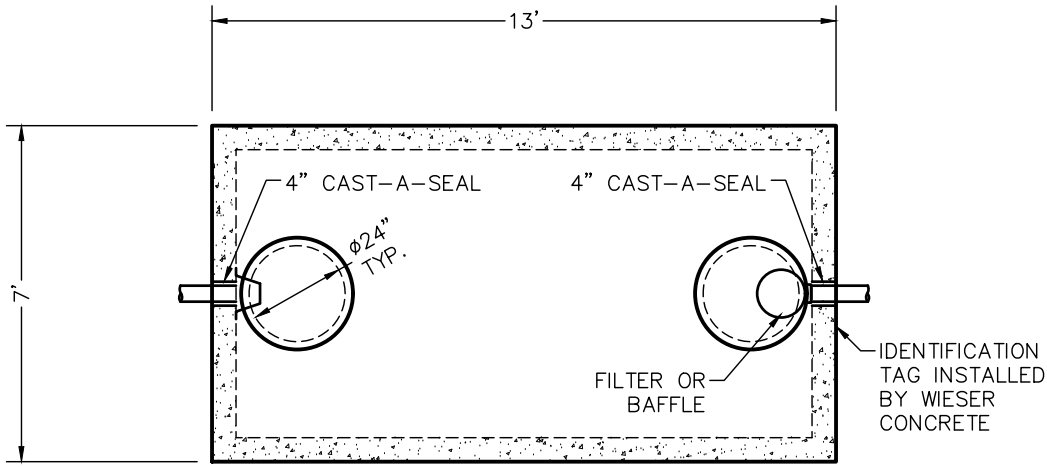
**HOLDING TANK:**  
 OUTLET HOLE PLUGGED  
 ACTUAL CAPACITY: 3,097 GALLONS

**LOADING DESIGN:** 12'-0" UNSATURATED SOIL / HS-20

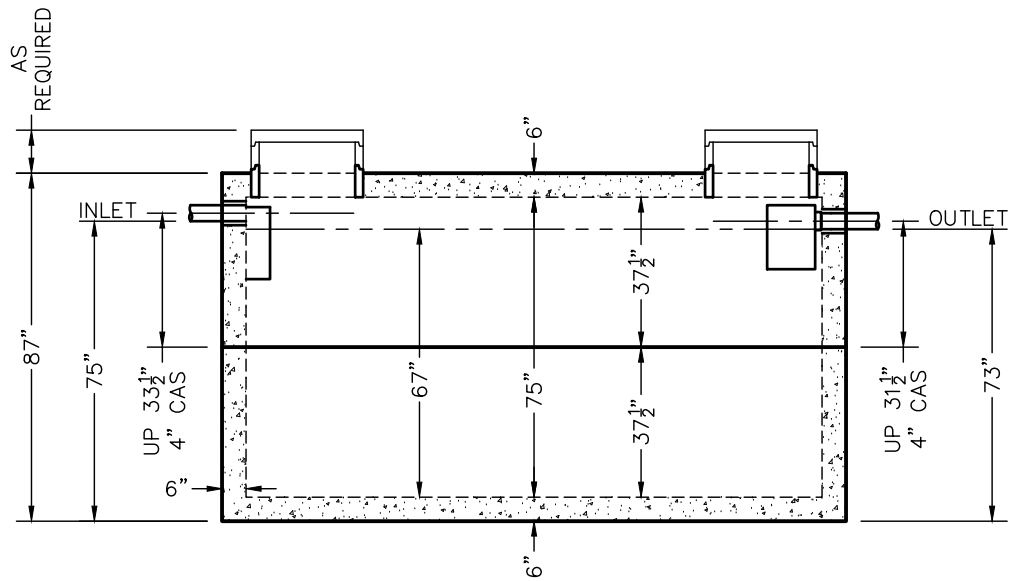
**TANK CAN BE USED AS:**  
 SEPTIC / HOLDING / PUMP OR SIPHON

**TANK:** MIX DESIGN #8 (NO FIBER)

**CUSTOMIZED TANKS:**  
 FOR CUSTOM TANKS CONTACT WIESER CONCRETE



TOP VIEW



SIDE VIEW

REVIEWED BY \_\_\_\_\_  
 REVIEW DATE \_\_\_\_\_

**DRAWINGS SUBMITTED  
FOR APPROVAL**

APPROVED BY: \_\_\_\_\_  
 APPROVAL DATE: \_\_\_\_\_  
 PRODUCTS NEEDED BY: \_\_\_\_\_

|  |               |                |                |
|--|---------------|----------------|----------------|
| PRE-POUR:  |               | DATE:          |                |
| SCALE: 1/4" = 1'-0"                                    | REV.          | DRAWN BY: WCP  | DATE: 00/00/00 |
| <b>WIESER CONCRETE</b>                                 |               | FILE: wehd3000 |                |
| W3716 US HWY 10, MAIDEN ROCK, WI 54750<br>800-325-8456 |               |                |                |
| WEHD3000   | SEPTIC MANUAL |                |                |
|  |               | SHEET NO.      | 1              |
|  |               | OF             | 1              |

# WEHD4000 TANK SPECIFICATIONS

**DIMENSIONS:**  
 WALL: 6"  
 BOTTOM: 6"  
 COVER: 6"  
 MANHOLE: 24" I.D. PRECAST CONCRETE RISER  
 HEIGHT: 110" O.D.  
 LENGTH: 13'-0" O.D.  
 WIDTH: 7'-0" O.D.  
 BELOW INLET: 98" O.D.  
 LIQUID LEVEL: 90"  
 WEIGHT: 17,900 LBS. PER SECTION

**INLET AND OUTLET:**  
 4" CAST-A-SEAL BOOT OR EQUAL GASKET

**INLET AND OUTLET BAFFLE AND FILTER:**  
 WISCONSIN, SEE DETAIL #10  
 (OTHER STATES SEE CHART)

**LIQUID CAPACITY:** 44.88 GAL/IN

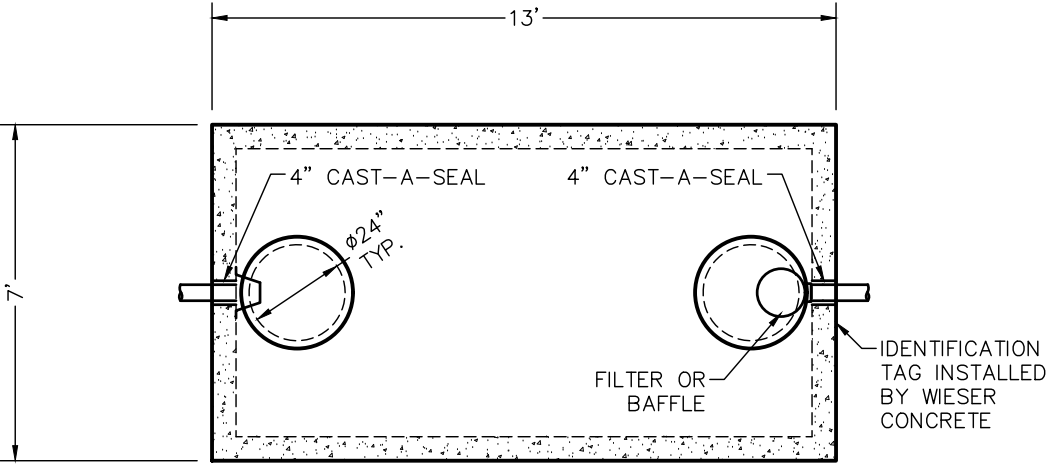
**HOLDING TANK:**  
 OUTLET HOLE PLUGGED  
 ACTUAL CAPACITY: 4,129 GALLONS

**LOADING DESIGN:** 12'-0" UNSATURATED SOIL / HS-20

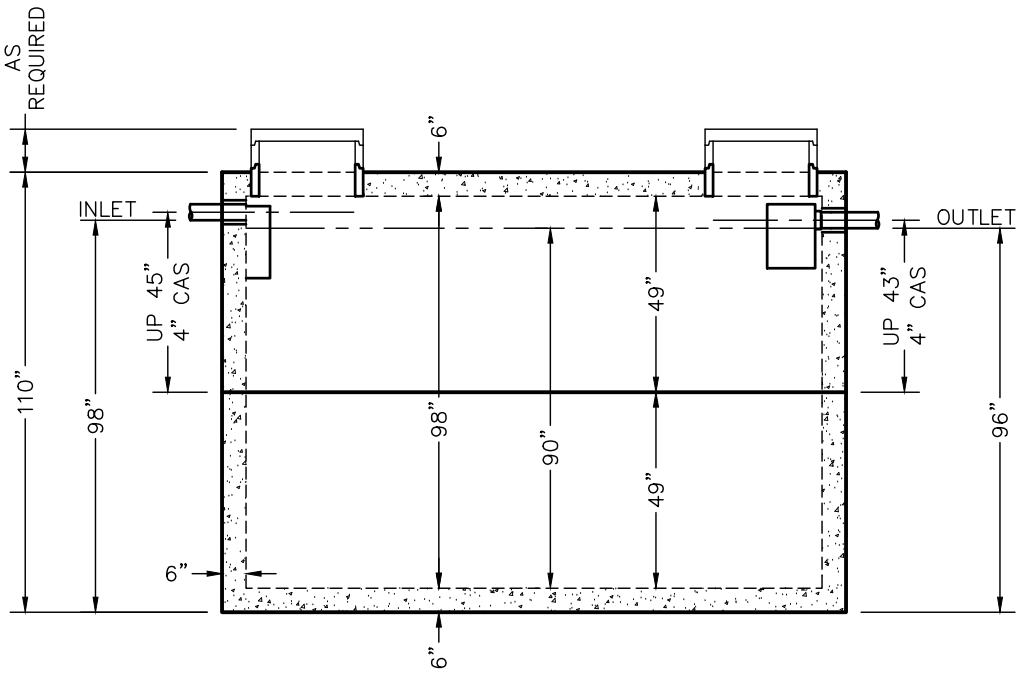
**TANK CAN BE USED AS:**  
 SEPTIC / HOLDING / PUMP OR SIPHON

**TANK:** MIX DESIGN #8 (NO FIBER)

**CUSTOMIZED TANKS:**  
 FOR CUSTOM TANKS CONTACT WIESER CONCRETE



TOP VIEW



SIDE VIEW

TANKS ARE MANUFACTURED TO MEET OR EXCEED ASTM C-1227 REQUIREMENTS

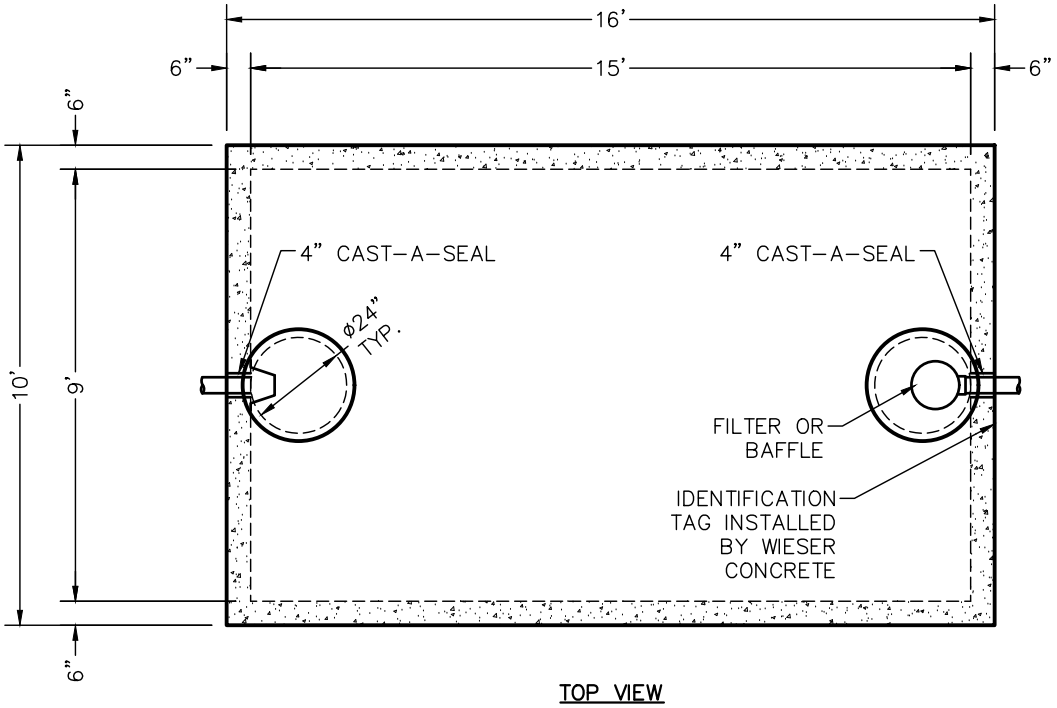
REVIEWED BY \_\_\_\_\_  
 REVIEW DATE \_\_\_\_\_

**DRAWINGS SUBMITTED  
FOR APPROVAL**

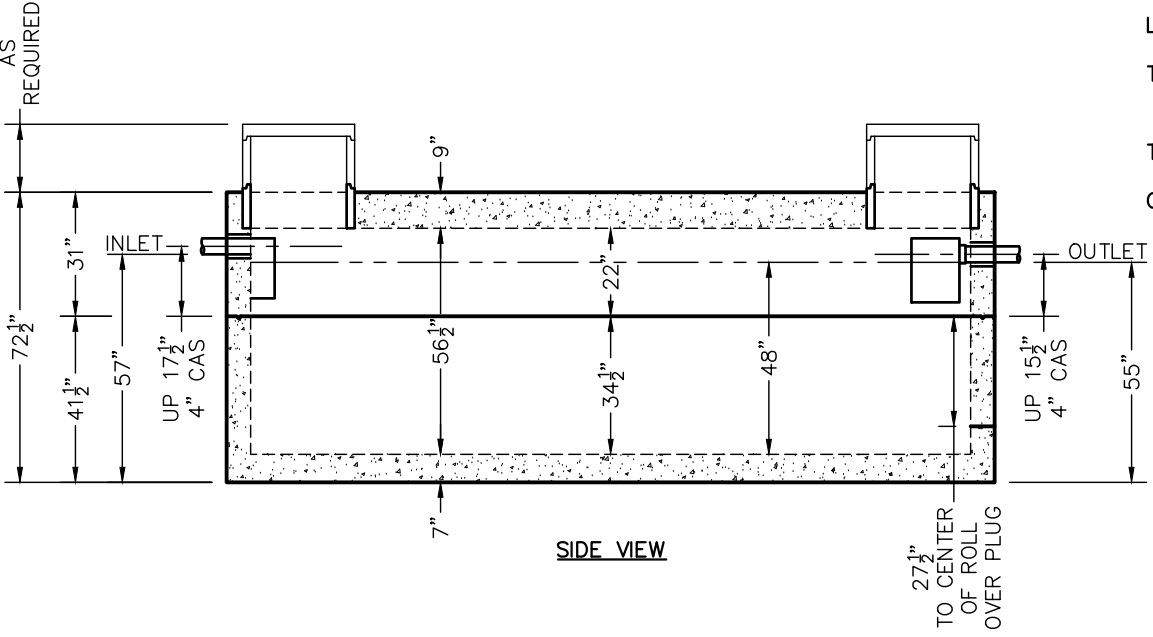
APPROVED BY: \_\_\_\_\_  
 APPROVAL DATE: \_\_\_\_\_  
 PRODUCTS NEEDED BY: \_\_\_\_\_

|  |               |                |                |      |  |
|--|---------------|----------------|----------------|------|--|
| PRE-POUR:  |               | DATE:          |                | REV. |  |
| SCALE: 1/4" = 1'-0"                                    | DRAWN BY: WCP | DATE: 00/00/00 | FILE: wehd4000 |      |  |
| <b>WIESER CONCRETE</b>                                 |               |                |                |      |  |
| W3716 US HWY 10, MAIDEN ROCK, WI 54750<br>800-325-8456 |               |                |                |      |  |
| WEHD4000   | SEPTIC MANUAL |                |                |      |  |
| SHEET NO.<br>1 OF 1                                    |               |                |                |      |  |

# WEHD4000-LP TANK SPECIFICATIONS



TOP VIEW



SIDE VIEW

**DIMENSIONS:**  
 WALL: 6"  
 BOTTOM: 7"  
 COVER: 9"  
 MANHOLE: 24" I.D. PRECAST CONCRETE RISER  
 HEIGHT: 72 1/2" O.D.  
 LENGTH: 16'-0" O.D.  
 WIDTH: 10'-0" O.D.  
 BELOW INLET: 57" O.D.  
 LIQUID LEVEL: 48"  
 WEIGHT: 24,875 LBS. TOP SECTION  
 24,780 LBS. BOTTOM SECTION

**INLET AND OUTLET:**  
 4" CAST-A-SEAL BOOT OR EQUAL GASKET

**INLET AND OUTLET BAFFLE AND FILTER:**  
 WISCONSIN, SEE DETAIL #10  
 (OTHER STATES SEE CHART)

**LIQUID CAPACITY:** 84.15 GAL/IN

**HOLDING TANK:**  
 OUTLET HOLE PLUGGED  
 ACTUAL CAPACITY: 4,208 GALLONS

**LOADING DESIGN:** 12'-0" UNSATURATED SOIL / HS-20

**TANK CAN BE USED AS:**  
 SEPTIC / HOLDING / PUMP OR SIPHON

**TANK:** MIX DESIGN #8 (NO FIBER)

**CUSTOMIZED TANKS:**  
 FOR CUSTOM TANKS CONTACT WIESER CONCRETE

|                     |                   |               |                |
|---------------------|-------------------|---------------|----------------|
| PRE-POUR:           |                   | DATE:         |                |
| SCALE: 1/4" = 1'-0" | REV.              | DRAWN BY: WCP | DATE: 00/00/00 |
| POST-POUR:          | FILE: wehd4000-lp |               |                |

**WIESER CONCRETE**  
 W3716 US HWY 10, MAIDEN ROCK, WI 54750  
 800-325-8456

WEHD4000-LP  
 SEPTIC MANUAL

SHEET NO.  
 1 OF 1

REVIEWED BY \_\_\_\_\_  
 REVIEW DATE \_\_\_\_\_

**DRAWINGS SUBMITTED  
 FOR APPROVAL**

APPROVED BY: \_\_\_\_\_  
 APPROVAL DATE: \_\_\_\_\_  
 PRODUCTS NEEDED BY: \_\_\_\_\_

TANKS ARE MANUFACTURED TO MEET OR EXCEED ASTM C-1227 REQUIREMENTS

# WEHD5000 TANK SPECIFICATIONS

**DIMENSIONS:**  
 WALL: 6"  
 BOTTOM: 7"  
 COVER: 8"  
 MANHOLE: 24" I.D. PRECAST CONCRETE RISER  
 HEIGHT: 96" O.D.  
 LENGTH: 15'-0" O.D.  
 WIDTH: 9'-0" O.D.  
 BELOW INLET: 81" O.D.  
 LIQUID LEVEL: 72"  
 WEIGHT: 24,280 LBS. TOP SECTION  
 24,320 LBS. BOTTOM SECTION

**INLET AND OUTLET:**  
 4" CAST-A-SEAL BOOT OR EQUAL GASKET

**INLET AND OUTLET BAFFLE AND FILTER:**  
 WISCONSIN, SEE DETAIL #10  
 (OTHER STATES SEE CHART)

**LIQUID CAPACITY:** 69.81 GAL/IN

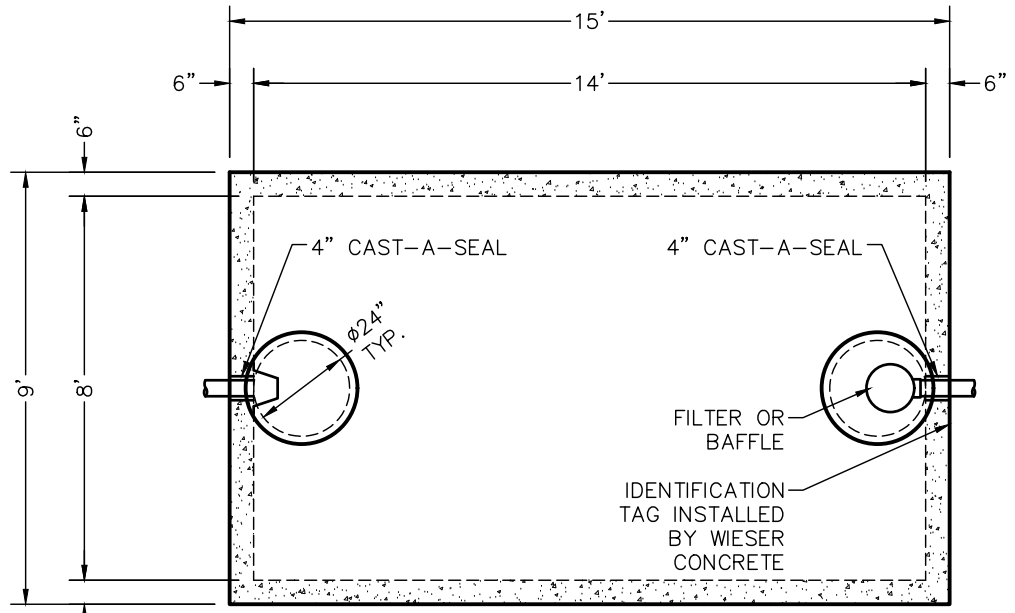
**HOLDING TANK:**  
 OUTLET HOLE PLUGGED  
 ACTUAL CAPACITY: 5,166 GALLONS

**LOADING DESIGN:** 12'-0" UNSATURATED SOIL / HS-20

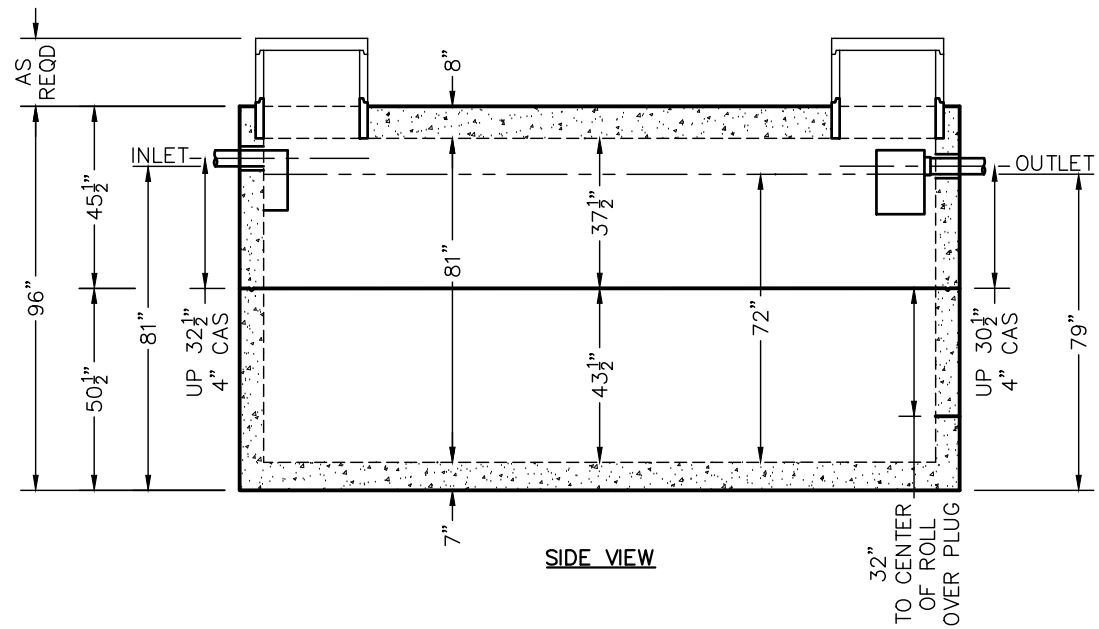
**TANK CAN BE USED AS:**  
 SEPTIC / HOLDING / PUMP OR SIPHON

**TANK:** MIX DESIGN #8 (NO FIBER)

**CUSTOMIZED TANKS:**  
 FOR CUSTOM TANKS CONTACT WIESER CONCRETE



TOP VIEW



SIDE VIEW

REVIEWED BY \_\_\_\_\_  
 REVIEW DATE \_\_\_\_\_

**DRAWINGS SUBMITTED  
FOR APPROVAL**

APPROVED BY: \_\_\_\_\_  
 APPROVAL DATE: \_\_\_\_\_  
 PRODUCTS NEEDED BY: \_\_\_\_\_

TANKS ARE MANUFACTURED TO MEET OR EXCEED ASTM C-1227 REQUIREMENTS

|  |               |       |                |                |  |
|--|---------------|-------|----------------|----------------|--|
| PRE-POUR:  |               | DATE: |                | POST-POUR:     |  |
| SCALE: 1/4" = 1'-0"                                    | DRAWN BY: WCP | REV.: | DATE: 00/00/00 | FILE: wehd5000 |  |
| <b>WIESER CONCRETE</b>                                 |               |       |                |                |  |
| W3716 US HWY 10, MAIDEN ROCK, WI 54750<br>800-325-8456 |               |       |                |                |  |
| WEHD5000   |               |       | SEPTIC MANUAL  |                |  |
| SHEET NO. 1 OF 1                                       |               |       |                |                |  |

# WEHD6000 TANK SPECIFICATIONS

**DIMENSIONS:**  
 WALL: 6"  
 BOTTOM: 7"  
 COVER: 8"  
 MANHOLE: 24" I.D. PRECAST CONCRETE RISER  
 HEIGHT: 110" O.D.  
 LENGTH: 15'-0" O.D.  
 WIDTH: 9'-0" O.D.  
 BELOW INLET: 95" O.D.  
 LIQUID LEVEL: 86"  
 WEIGHT: 26,295 LBS. TOP SECTION  
 26,325 LBS. BOTTOM SECTION

**INLET AND OUTLET:**  
 4" CAST-A-SEAL BOOT OR EQUAL GASKET

**INLET AND OUTLET BAFFLE AND FILTER:**  
 WISCONSIN, SEE DETAIL #10  
 (OTHER STATES SEE CHART)

**LIQUID CAPACITY:** 69.81 GAL/IN

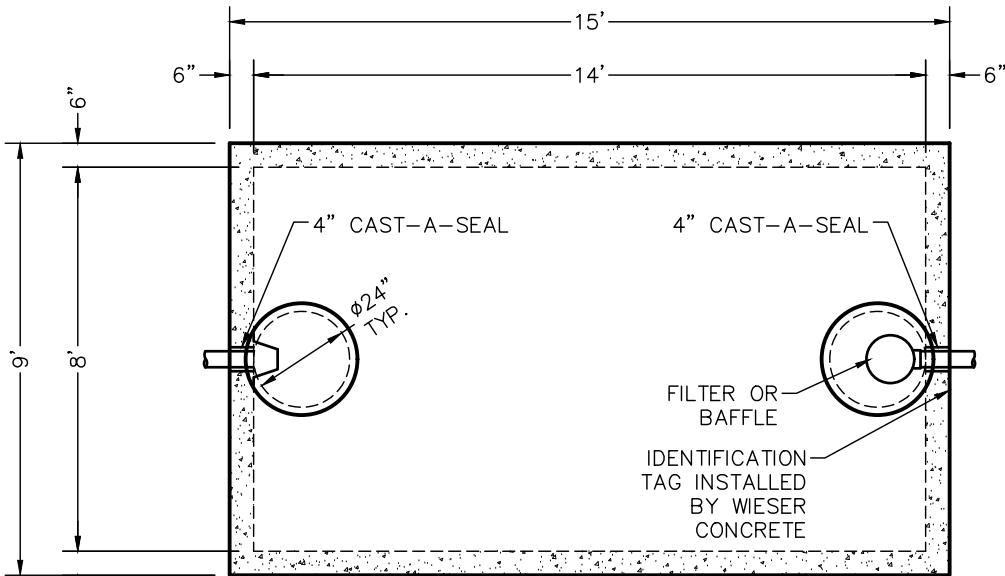
**HOLDING TANK:**  
 OUTLET HOLE PLUGGED  
 ACTUAL CAPACITY: 5,166 GALLONS

**LOADING DESIGN:** 12'-0" UNSATURATED SOIL / HS-20

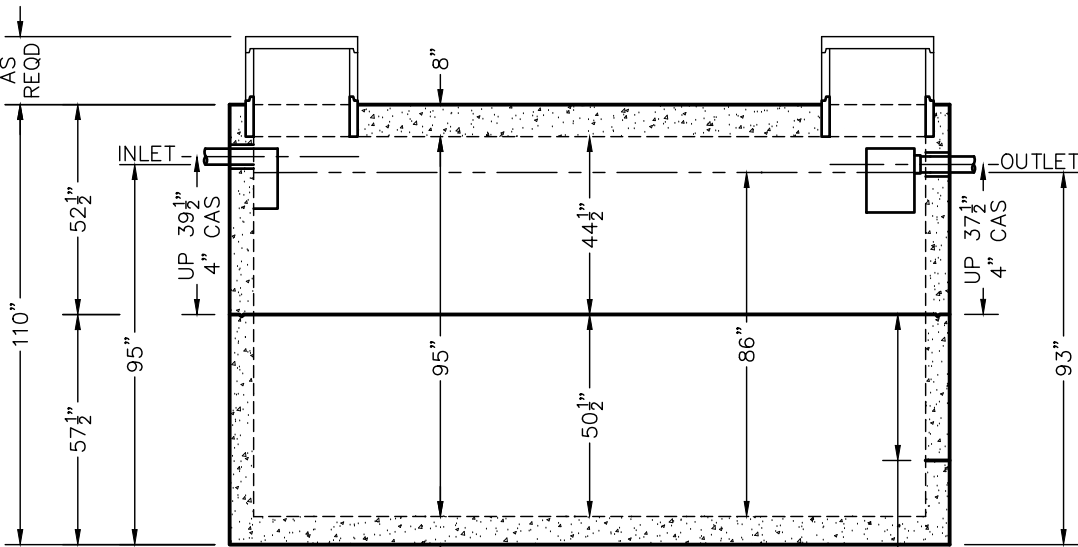
**TANK CAN BE USED AS:**  
 SEPTIC / HOLDING / PUMP OR SIPHON

**TANK:** MIX DESIGN #8 (NO FIBER)

**CUSTOMIZED TANKS:**  
 FOR CUSTOM TANKS CONTACT WIESER CONCRETE



**TOP VIEW**



**SIDE VIEW**

36 1/2"  
TO CENTER  
OF ROLL  
OVER PLUG

TANKS ARE MANUFACTURED TO MEET OR EXCEED ASTM C-1227 REQUIREMENTS

REVIEWED BY \_\_\_\_\_  
 REVIEW DATE \_\_\_\_\_

**DRAWINGS SUBMITTED  
FOR APPROVAL**

APPROVED BY: \_\_\_\_\_  
 APPROVAL DATE: \_\_\_\_\_  
 PRODUCTS NEEDED BY: \_\_\_\_\_

|  |                |                |                     |
|--|----------------|----------------|---------------------|
| PRE-POUR:  |                | DATE:          |                     |
| SCALE: 1/4" = 1'-0"                                    | DRAWN BY: WCP  | REV.           | DATE: 00/00/00      |
| POST-POUR:   | DATE: 00/00/00 | FILE: wehd6000 |                     |
| <b>WIESER CONCRETE</b>                                 |                |                |                     |
| W3716 US HWY 10, MAIDEN ROCK, WI 54750<br>800-325-8456 |                |                |                     |
| WEHD6000   | SEPTIC MANUAL  |                |                     |
|  |                |                | SHEET NO.<br>1 OF 1 |

# WEHD6000-LP TANK SPECIFICATIONS

**DIMENSIONS:**  
 WALL: 6"  
 BOTTOM: 7"  
 COVER: 9"  
 MANHOLE: 24" I.D. PRECAST CONCRETE RISER  
 HEIGHT: 96" O.D.  
 LENGTH: 16'-0" O.D.  
 WIDTH: 10'-0" O.D.  
 BELOW INLET: 80" O.D.  
 LIQUID LEVEL: 71"  
 WEIGHT: 28,465 LBS. TOP SECTION  
 28,500 LBS. BOTTOM SECTION

**INLET AND OUTLET:**  
 4" CAST-A-SEAL BOOT OR EQUAL GASKET

**INLET AND OUTLET BAFFLE AND FILTER:**  
 WISCONSIN, SEE DETAIL #10  
 (OTHER STATES SEE CHART)

**LIQUID CAPACITY:** 84.15 GAL/IN

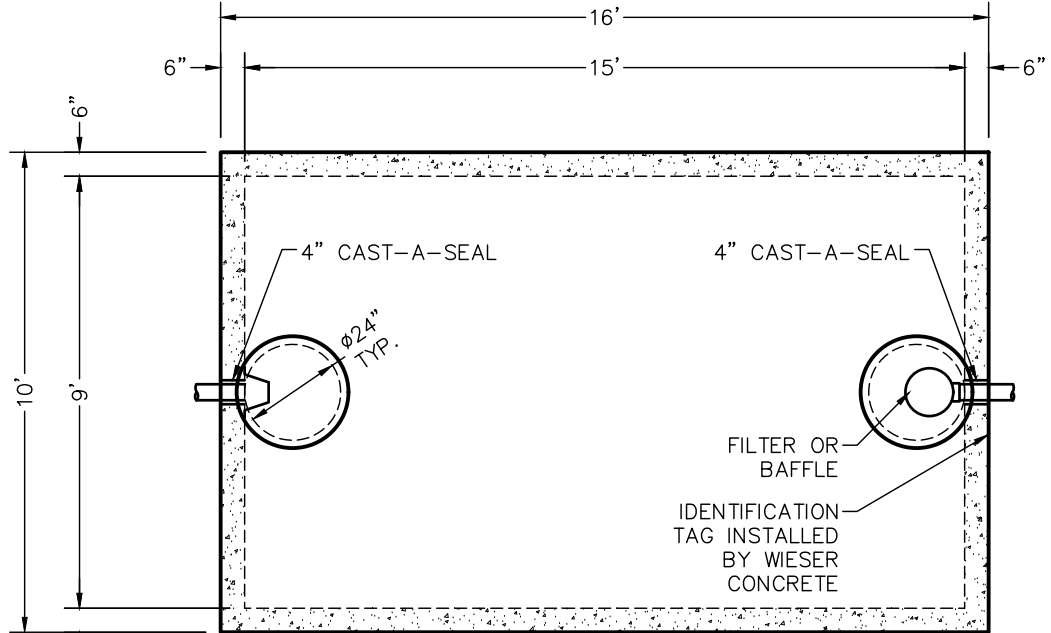
**HOLDING TANK:**  
 OUTLET HOLE PLUGGED  
 ACTUAL CAPACITY: 6,143 GALLONS

**LOADING DESIGN:** 12'-0" UNSATURATED SOIL / HS-20

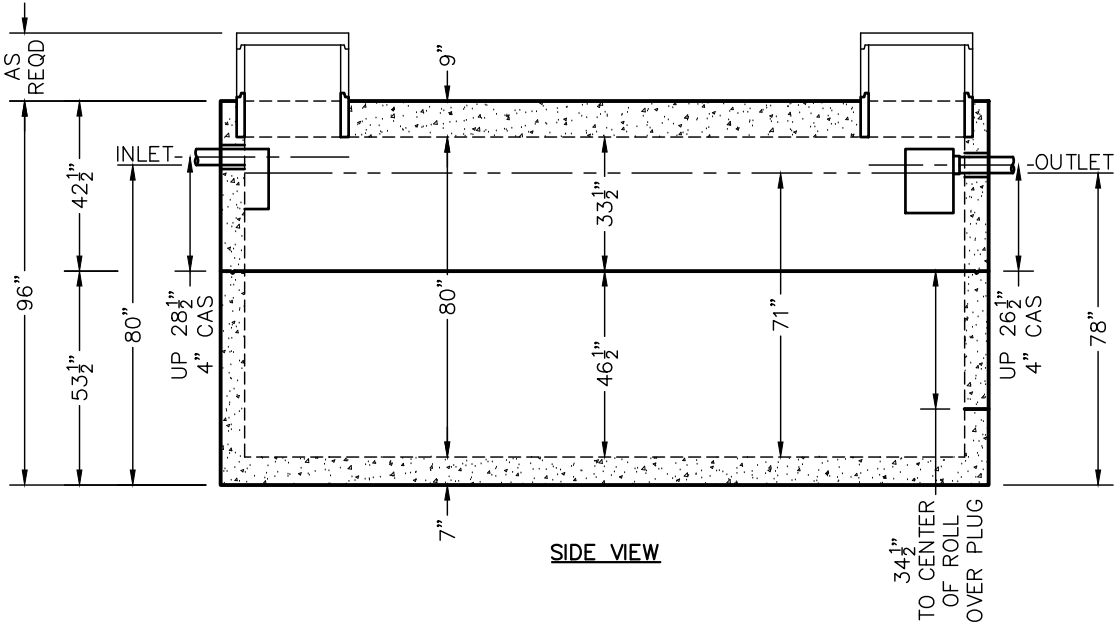
**TANK CAN BE USED AS:**  
 SEPTIC / HOLDING / PUMP OR SIPHON

**TANK:** MIX DESIGN #8 (NO FIBER)

**CUSTOMIZED TANKS:**  
 FOR CUSTOM TANKS CONTACT WIESER CONCRETE



TOP VIEW



SIDE VIEW

REVIEWED BY \_\_\_\_\_  
 REVIEW DATE \_\_\_\_\_

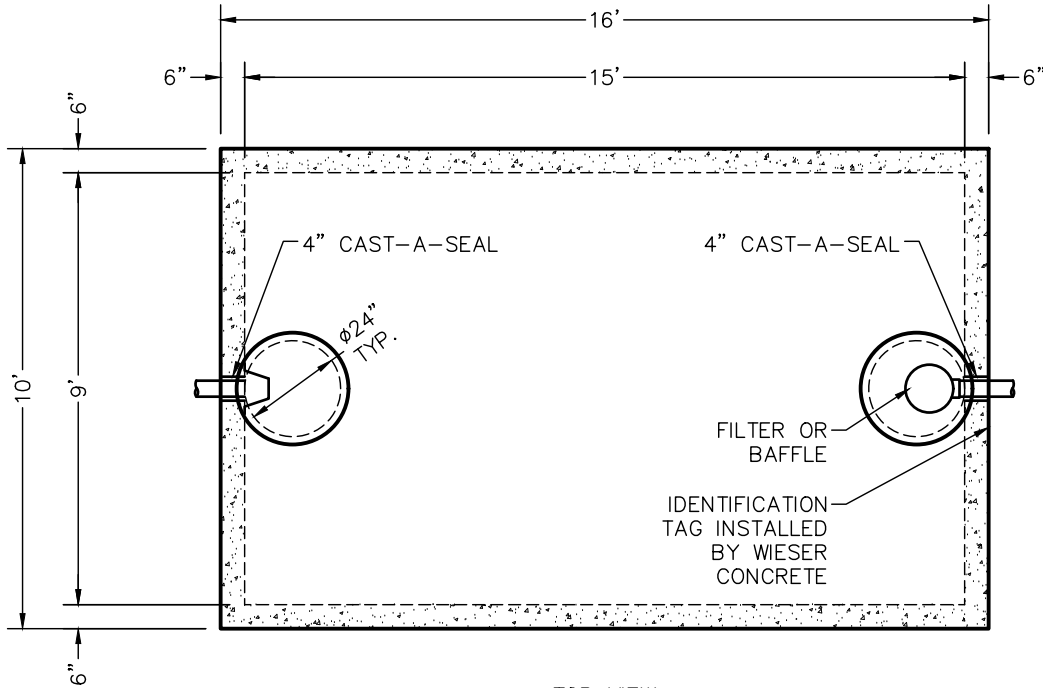
**DRAWINGS SUBMITTED  
FOR APPROVAL**

APPROVED BY: \_\_\_\_\_  
 APPROVAL DATE: \_\_\_\_\_  
 PRODUCTS NEEDED BY: \_\_\_\_\_

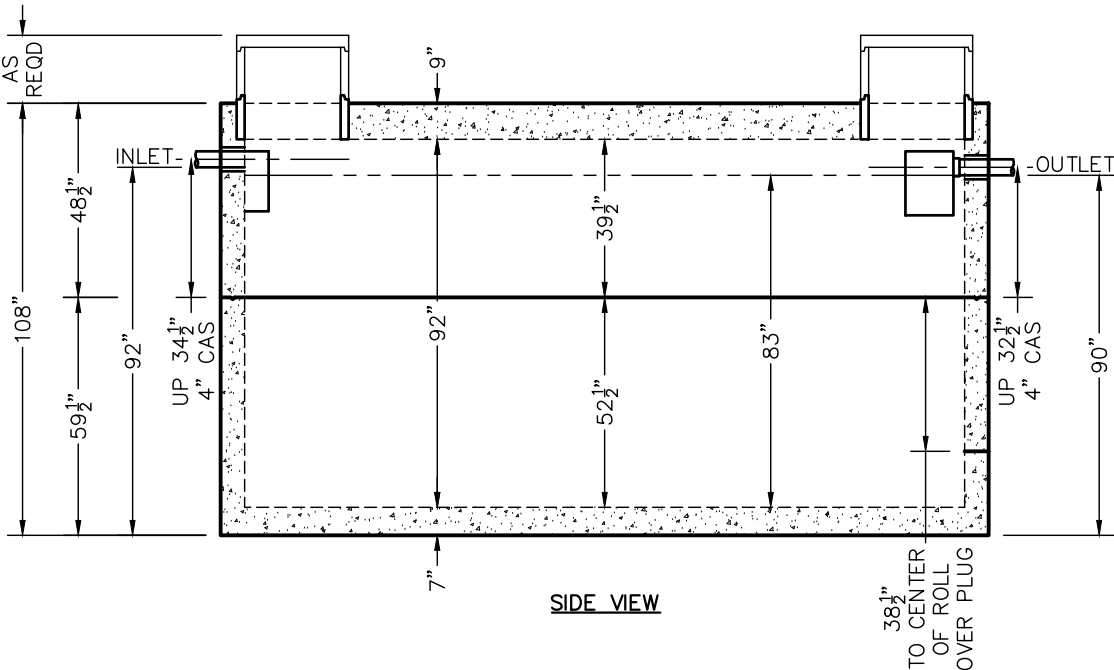
TANKS ARE MANUFACTURED TO MEET OR EXCEED ASTM C-1227 REQUIREMENTS

|  |                |                   |                |
|--|----------------|-------------------|----------------|
| PRE-POUR:  |                | DATE:             |                |
| SCALE: 1/4" = 1'-0"                                    | DRAWN BY: WCP  | REV.              | DATE: 00/00/00 |
| DRAWN BY: WCP  | DATE: 00/00/00 | FILE: wehd6000-lp |                |
| <b>WIESER CONCRETE</b>                                 |                |                   |                |
| W3716 US HWY 10, MAIDEN ROCK, WI 54750<br>800-325-8456 |                |                   |                |
| WEHD6000-LP  | SEPTIC MANUAL  |                   |                |
| SHEET NO. 1 OF 1                                       |                |                   |                |

# WEHD7000 TANK SPECIFICATIONS



TOP VIEW



SIDE VIEW

**DIMENSIONS:**  
 WALL: 6"  
 BOTTOM: 7"  
 COVER: 9"  
 MANHOLE: 24" I.D. PRECAST CONCRETE RISER  
 HEIGHT: 108" O.D.  
 LENGTH: 16'-0" O.D.  
 WIDTH: 10'-0" O.D.  
 BELOW INLET: 92" O.D.  
 LIQUID LEVEL: 83"  
 WEIGHT: 30,340 LBS. TOP SECTION  
 30,405 LBS. BOTTOM SECTION

**INLET AND OUTLET:**  
 4" CAST-A-SEAL BOOT OR EQUAL GASKET

**INLET AND OUTLET BAFFLE AND FILTER:**  
 WISCONSIN, SEE DETAIL #10  
 (OTHER STATES SEE CHART)

LIQUID CAPACITY: 84.15 GAL/IN

**HOLDING TANK:**  
 OUTLET HOLE PLUGGED  
 ACTUAL CAPACITY: 7,153 GALLONS

LOADING DESIGN: 12'-0" UNSATURATED SOIL / HS-20

TANK CAN BE USED AS:  
 SEPTIC / HOLDING / PUMP OR SIPHON

TANK: MIX DESIGN #8 (NO FIBER)

**CUSTOMIZED TANKS:**  
 FOR CUSTOM TANKS CONTACT WIESER CONCRETE

REVIEWED BY \_\_\_\_\_  
 REVIEW DATE \_\_\_\_\_

**DRAWINGS SUBMITTED  
FOR APPROVAL**

APPROVED BY: \_\_\_\_\_  
 APPROVAL DATE: \_\_\_\_\_  
 PRODUCTS NEEDED BY: \_\_\_\_\_

TANKS ARE MANUFACTURED TO MEET OR EXCEED ASTM C-1227 REQUIREMENTS

|            |               |                     |                |  |
|------------|---------------|---------------------|----------------|--|
| PRE-POUR:  |               | DATE:               |                | <b>WIESER CONCRETE</b><br>W3716 US HWY 10, MAIDEN ROCK, WI 54750<br>800-325-8456 |
| POST-POUR: |               | REV.                |                |  |
|            |               | SCALE: 1/4" = 1'-0" | DRAWN BY: WCP  |  |
|            |               |                     | DATE: 00/00/00 | FILE: wehd7000   |
| WEHD7000   | SEPTIC MANUAL |                     |                |  |
|            |               |                     |                | SHEET NO.<br>1 OF 1  |

# WEHD8000 TANK SPECIFICATIONS

**DIMENSIONS:**  
 WALL: 6"  
 BOTTOM: 7"  
 COVER: 9"  
 MANHOLE: 24" I.D. PRECAST CONCRETE RISER  
 HEIGHT: 120" O.D.  
 LENGTH: 16'-0" O.D.  
 WIDTH: 10'-0" O.D.  
 BELOW INLET: 104" O.D.  
 LIQUID LEVEL: 95"  
 WEIGHT: 32,215 LBS. TOP SECTION  
 32,250 LBS. BOTTOM SECTION

**INLET AND OUTLET:**  
 4" CAST-A-SEAL BOOT OR EQUAL GASKET

**INLET AND OUTLET BAFFLE AND FILTER:**  
 WISCONSIN, SEE DETAIL #10  
 (OTHER STATES SEE CHART)

**LIQUID CAPACITY:** 84.15 GAL/IN

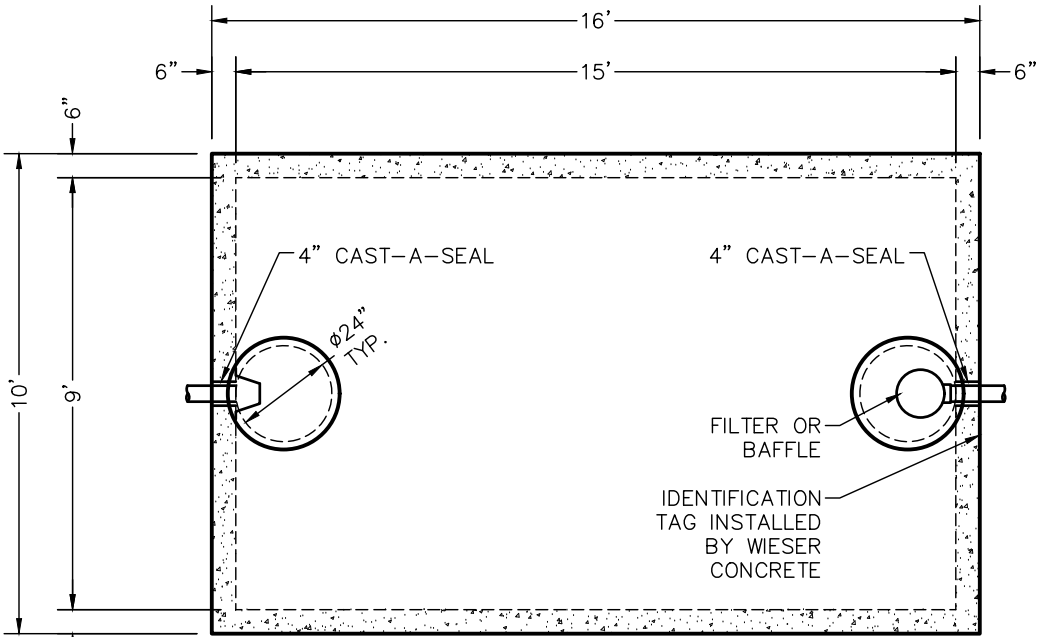
**HOLDING TANK:**  
 OUTLET HOLE PLUGGED  
 ACTUAL CAPACITY: 8,163 GALLONS

**LOADING DESIGN:** 12'-0" UNSATURATED SOIL / HS-20

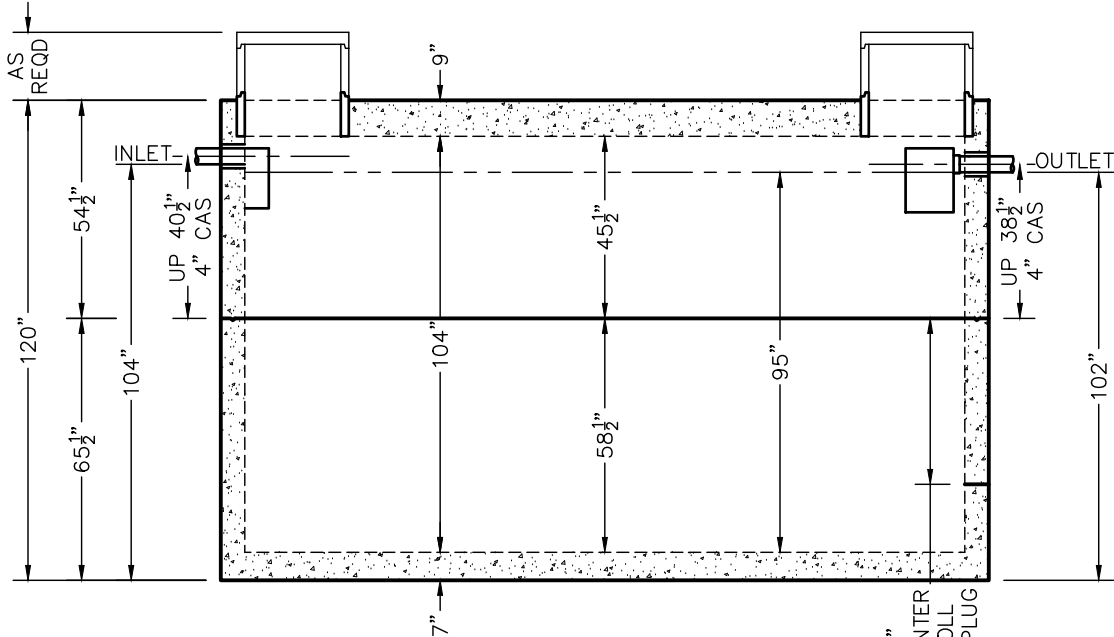
**TANK CAN BE USED AS:**  
 SEPTIC / HOLDING / PUMP OR SIPHON

**TANK:** MIX DESIGN #8 (NO FIBER)

**CUSTOMIZED TANKS:**  
 FOR CUSTOM TANKS CONTACT WIESER CONCRETE



TOP VIEW



SIDE VIEW

41 1/2"  
TO CENTER  
OF ROLL  
OVER PLUG

TANKS ARE MANUFACTURED TO MEET OR EXCEED ASTM C-1227 REQUIREMENTS

REVIEWED BY \_\_\_\_\_  
 REVIEW DATE \_\_\_\_\_

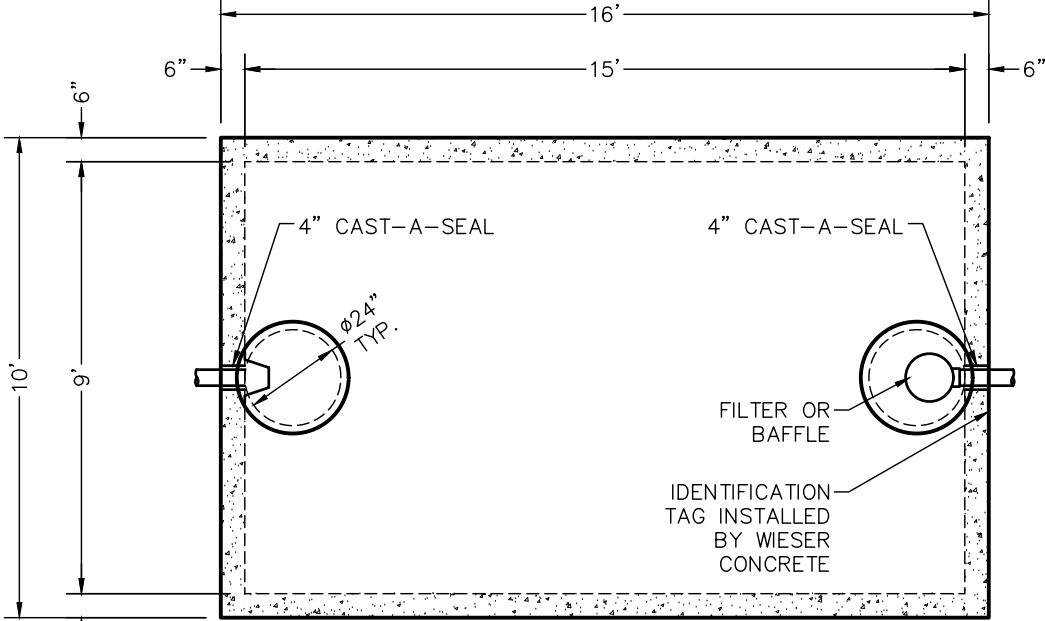
**DRAWINGS SUBMITTED  
FOR APPROVAL**

APPROVED BY: \_\_\_\_\_  
 APPROVAL DATE: \_\_\_\_\_  
 PRODUCTS NEEDED BY: \_\_\_\_\_

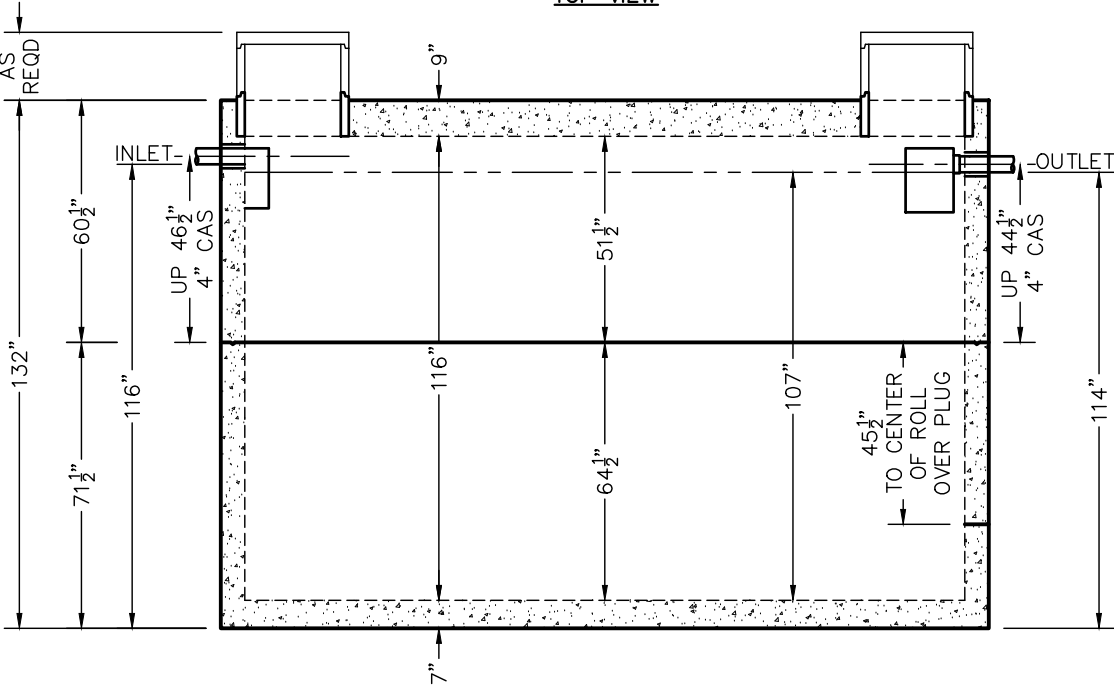
|  |                |                |       |
|--|----------------|----------------|-------|
| PRE-POUR:  |                | DATE:          |       |
| SCALE: 1/4" = 1'-0"                                    | REV.:          | REV.:          | REV.: |
| DRAWN BY: WCP  | DATE: 00/00/00 | FILE: wehd8000 |       |
| <b>WIESER CONCRETE</b>                                 |                |                |       |
| W3716 US HWY 10, MAIDEN ROCK, WI 54750<br>800-325-8456 |                |                |       |
| WEHD8000   | SEPTIC MANUAL  |                |       |
| SHEET NO.<br>1 OF 1                                    |                |                |       |



# WEHD9000 TANK SPECIFICATIONS



**TOP VIEW**



**SIDE VIEW**

**DIMENSIONS:**  
 WALL: 6"  
 BOTTOM: 7"  
 COVER: 9"  
 MANHOLE: 24" I.D. PRECAST CONCRETE RISER  
 HEIGHT: 132" O.D.  
 LENGTH: 16'-0" O.D.  
 WIDTH: 10'-0" O.D.  
 BELOW INLET: 116" O.D.  
 LIQUID LEVEL: 107"  
 WEIGHT: 34,090 LBS. TOP SECTION  
 34,165 LBS. BOTTOM SECTION

**INLET AND OUTLET:**  
 4" CAST-A-SEAL BOOT OR EQUAL GASKET

**INLET AND OUTLET BAFFLE AND FILTER:**  
 WISCONSIN, SEE DETAIL #10  
 (OTHER STATES SEE CHART)

**LIQUID CAPACITY:** 84.15 GAL/IN

**HOLDING TANK:**  
 OUTLET HOLE PLUGGED  
 ACTUAL CAPACITY: 9,172 GALLONS

**LOADING DESIGN:** 12'-0" UNSATURATED SOIL / HS-20

**TANK CAN BE USED AS:**  
 SEPTIC / HOLDING / PUMP OR SIPHON

**TANK:** MIX DESIGN #8 (NO FIBER)

**CUSTOMIZED TANKS:**  
 FOR CUSTOM TANKS CONTACT WIESER CONCRETE

|                     |               |                |                |            |  |
|---------------------|---------------|----------------|----------------|------------|--|
| PRE-POUR:           |               | DATE:          |                | REV.       |  |
| SCALE: 1/4" = 1'-0" | DRAWN BY: WCP | DATE: 00/00/00 | FILE: wehd9000 | POST-POUR: |  |

**WIESER CONCRETE**  
 W3716 US HWY 10, MAIDEN ROCK, WI 54750  
 800-325-8456

WEHD9000  
 SEPTIC MANUAL

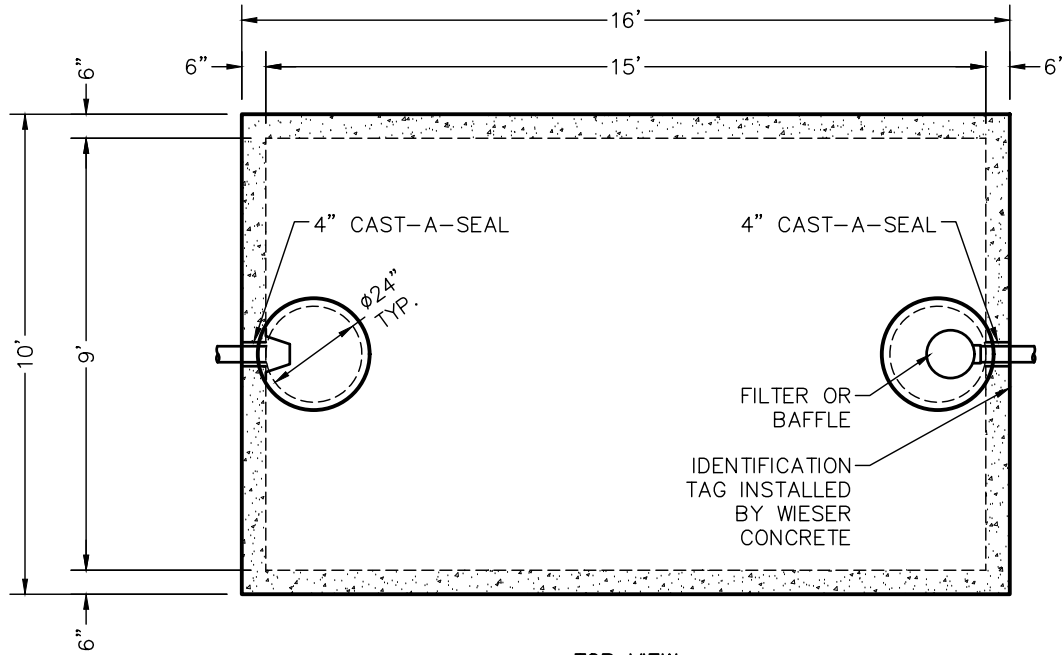
SHEET NO.  
 1 OF 1

REVIEWED BY \_\_\_\_\_  
 REVIEW DATE \_\_\_\_\_

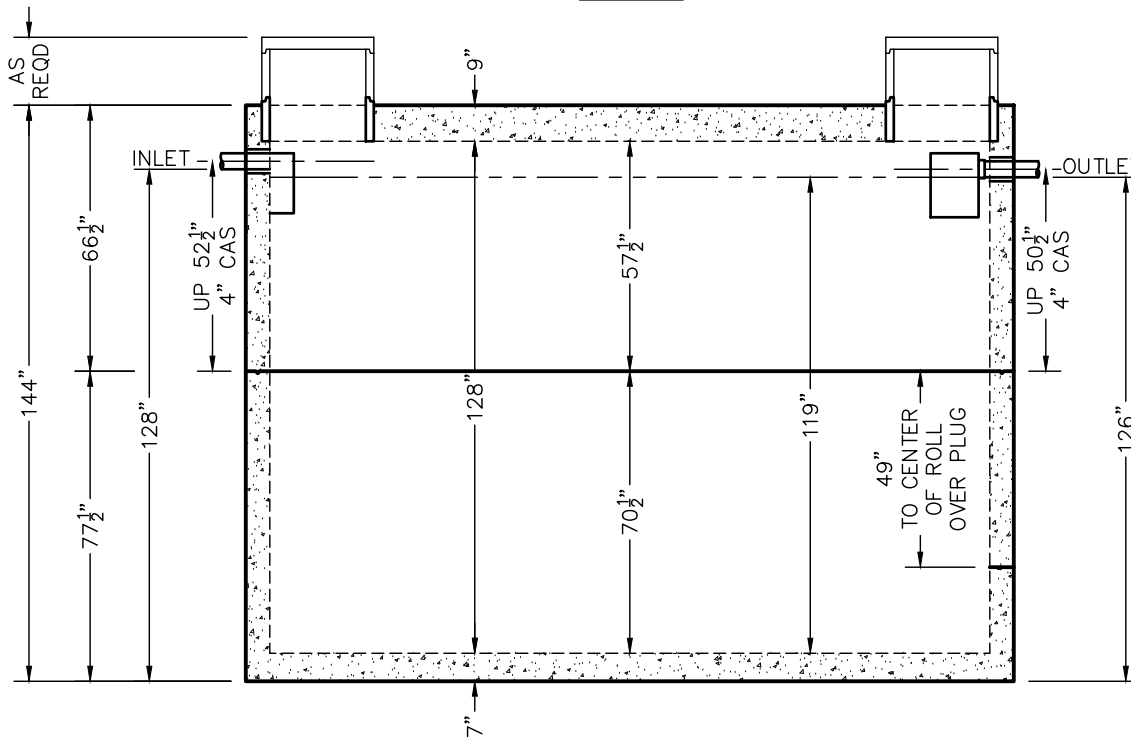
**DRAWINGS SUBMITTED  
 FOR APPROVAL**

APPROVED BY: \_\_\_\_\_  
 APPROVAL DATE: \_\_\_\_\_  
 PRODUCTS NEEDED BY: \_\_\_\_\_

TANKS ARE MANUFACTURED TO MEET OR EXCEED ASTM C-1227 REQUIREMENTS



TOP VIEW



SIDE VIEW

## WEHD10000 TANK SPECIFICATIONS

**DIMENSIONS:**

WALL: 6"  
 BOTTOM: 7"  
 COVER: 9"  
 MANHOLE: 24" I.D. PRECAST CONCRETE RISER  
 HEIGHT: 144" O.D.  
 LENGTH: 16'-0" O.D.  
 WIDTH: 10'-0" O.D.  
 BELOW INLET: 128" O.D.  
 LIQUID LEVEL: 119"  
 WEIGHT: 35,965 LBS. TOP SECTION  
 36,040 LBS. BOTTOM SECTION

**INLET AND OUTLET:**

4" CAST-A-SEAL BOOT OR EQUAL GASKET

**INLET AND OUTLET BAFFLE AND FILTER:**

WISCONSIN, SEE DETAIL #10  
 (OTHER STATES SEE CHART)

LIQUID CAPACITY: 84.15 GAL/IN

**HOLDING TANK:**

OUTLET HOLE PLUGGED  
 ACTUAL CAPACITY: 10,182 GALLONS

LOADING DESIGN: 12'-0" UNSATURATED SOIL / HS-20

**TANK CAN BE USED AS:**

SEPTIC / HOLDING / PUMP OR SIPHON  
 TANK: MIX DESIGN #8 (NO FIBER)

**CUSTOMIZED TANKS:**

FOR CUSTOM TANKS CONTACT WIESER CONCRETE

TANKS ARE MANUFACTURED TO MEET OR EXCEED ASTM C-1227 REQUIREMENTS

REVIEWED BY \_\_\_\_\_  
 REVIEW DATE \_\_\_\_\_

**DRAWINGS SUBMITTED  
 FOR APPROVAL**

APPROVED BY: \_\_\_\_\_  
 APPROVAL DATE: \_\_\_\_\_  
 PRODUCTS NEEDED BY: \_\_\_\_\_

|  |       |      |                     |               |                |                 |
|--|-------|------|---------------------|---------------|----------------|-----------------|
| PRE-POUR:  | DATE: | REV. | SCALE: 1/4" = 1'-0" | DRAWN BY: WCP | DATE: 00/00/00 | FILE: wehd10000 |
| POST-POUR:   |       |      |                     |               |                |                 |
| <b>WIESER CONCRETE</b>                                 |       |      |                     |               |                |                 |
| W3716 US HWY 10, MAIDEN ROCK, WI 54750<br>800-325-8456 |       |      |                     |               |                |                 |
| WEHD10000<br>SEPTIC MANUAL                             |       |      |                     |               |                |                 |
| SHEET NO.<br>1 OF 1                                    |       |      |                     |               |                |                 |

# WEHD1000-600LP TANK SPECIFICATIONS

**DIMENSIONS:**

WALL: 6"  
 BOTTOM: 6"  
 COVER: 6"  
 MANHOLE: 24" I.D. PRECAST CONCRETE RISER  
 HEIGHT: 57" O.D.  
 LENGTH: 13'-0" O.D.  
 WIDTH: 7'-0" O.D.  
 BELOW INLET: 45" O.D.  
 LIQUID LEVEL: 37"  
 WEIGHT: TANK 18,400 LBS.  
 WEIGHT: COVER 6,800 LBS.

**INLET AND OUTLET:**

4" CAST-A-SEAL BOOT OR EQUAL GASKET

**INLET AND OUTLET Baffle AND FILTER:**

WISCONSIN, SEE DETAIL #10  
 (OTHER STATES SEE CHART)

LIQUID CAPACITY: 27.12 GAL/IN (FIRST COMPARTMENT)  
 16.00 GAL/IN (SECOND COMPARTMENT)

**HOLDING TANK:**

OUTLET HOLE PLUGGED  
 ACTUAL CAPACITY: 1,714 GALLONS

LOADING DESIGN: 12'-0" UNSATURATED SOIL / HS-20

**TANK CAN BE USED AS:**

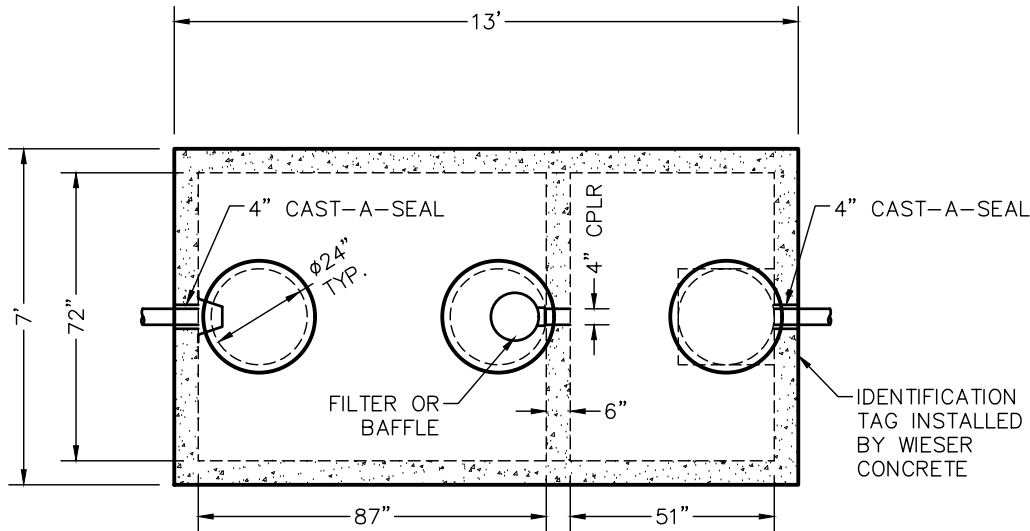
SEPTIC/SEPTIC, SEPTIC/PUMP  
 SEPTIC/SIPHON OR HOLDING

COVER: MIX DESIGN #8 (NO FIBER)

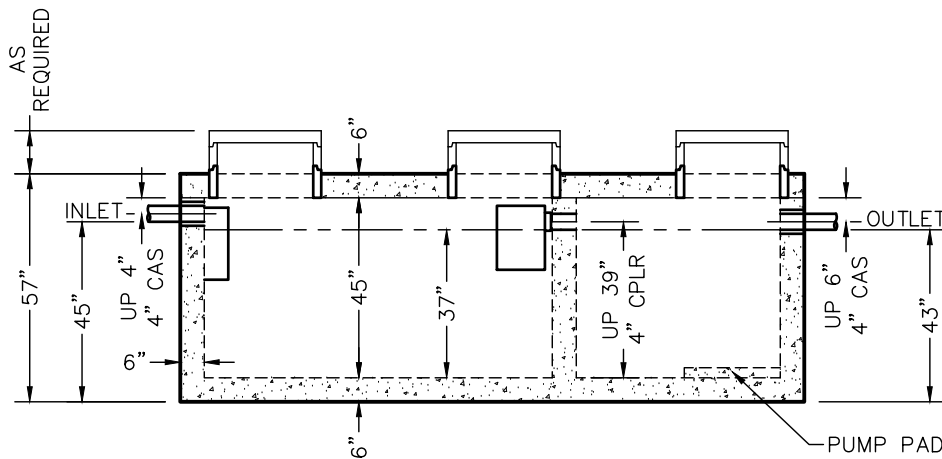
TANK: MIX DESIGN #8 (NO FIBER)

**CUSTOMIZED TANKS:**

FOR CUSTOM TANKS CONTACT WIESER CONCRETE



TOP VIEW



SIDE VIEW

TANKS ARE MANUFACTURED TO MEET OR EXCEED ASTM C-1227 REQUIREMENTS

|  |               |                |                       |      |  |
|--|---------------|----------------|-----------------------|------|--|
| PRE-POUR:  |               | DATE:          |                       | REV. |  |
| SCALE: 1/4" = 1'-0"                                    | DRAWN BY: WCP | DATE: 00/00/00 | FILE: wehd1000-600-lp |      |  |
| <b>WIESER CONCRETE</b>                                 |               |                |                       |      |  |
| W3716 US HWY 10, MAIDEN ROCK, WI 54750<br>800-325-8456 |               |                |                       |      |  |
| WEHD1000-600-LP  |               |                |                       |      |  |
| SEPTIC MANUAL  |               |                |                       |      |  |
| SHEET NO.  |               |                |                       |      |  |
| 1 OF 1   |               |                |                       |      |  |

REVIEWED BY \_\_\_\_\_

REVIEW DATE \_\_\_\_\_

**DRAWINGS SUBMITTED  
FOR APPROVAL**

APPROVED BY: \_\_\_\_\_

APPROVAL DATE: \_\_\_\_\_

PRODUCTS NEEDED BY: \_\_\_\_\_

# WEHD1200/800 TANK SPECIFICATIONS

**DIMENSIONS:**  
 WALL: 6"  
 BOTTOM: 6"  
 COVER: 6"  
 MANHOLE: 24" I.D. PRECAST CONCRETE RISER  
 HEIGHT: 66" O.D.  
 LENGTH: 13'-0" O.D.  
 WIDTH: 7'-0" O.D.  
 BELOW INLET: 54" O.D.  
 LIQUID LEVEL: 46"  
 WEIGHT: TANK 19,400 LBS.  
 WEIGHT: COVER 6,800 LBS.

**INLET AND OUTLET:**  
 4" CAST-A-SEAL BOOT OR EQUAL GASKET

**INLET AND OUTLET BAFFLE AND FILTER:**  
 WISCONSIN, SEE DETAIL #10  
 (OTHER STATES SEE CHART)

**LIQUID CAPACITY:** 26.49 GAL/IN (FIRST COMPARTMENT)  
 17.45 GAL/IN (SECOND COMPARTMENT)

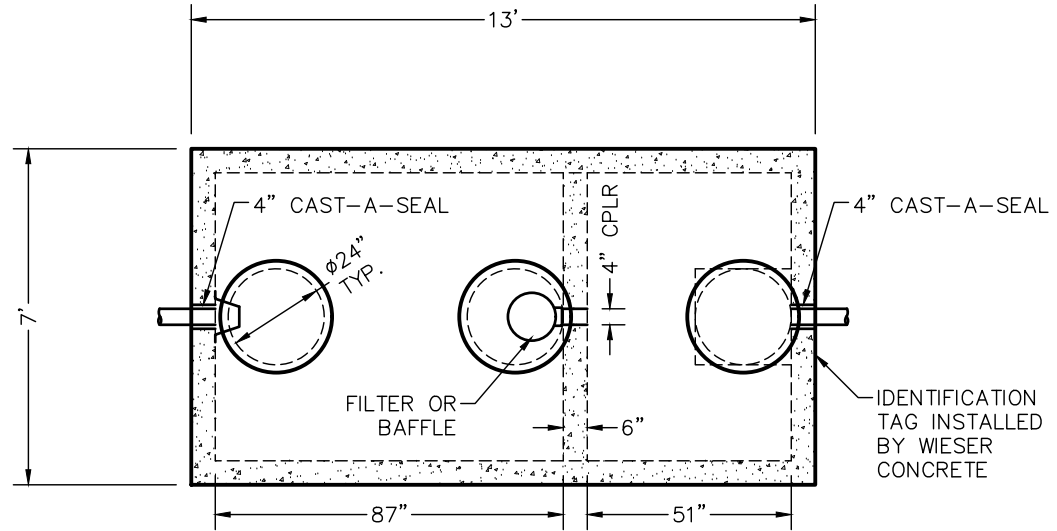
**HOLDING TANK:**  
 OUTLET HOLE PLUGGED  
 ACTUAL CAPACITY: 2,109 GALLONS

**LOADING DESIGN:** 12'-0" UNSATURATED SOIL / HS-20

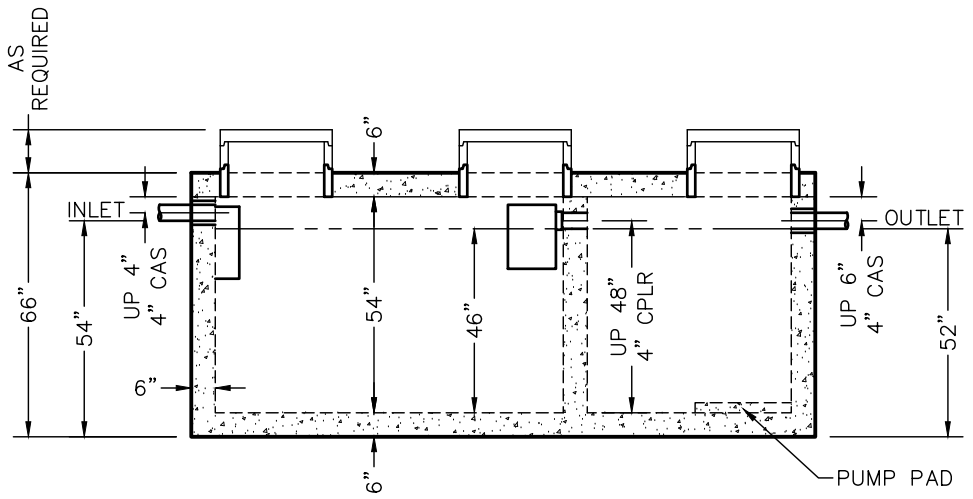
**TANK CAN BE USED AS:**  
 SEPTIC/SEPTIC, SEPTIC/PUMP  
 SEPTIC/SIPHON OR HOLDING

**COVER:** MIX DESIGN #8 (NO FIBER)  
**TANK:** MIX DESIGN #8 (NO FIBER)

**CUSTOMIZED TANKS:**  
 FOR CUSTOM TANKS CONTACT WIESER CONCRETE



TOP VIEW



SIDE VIEW

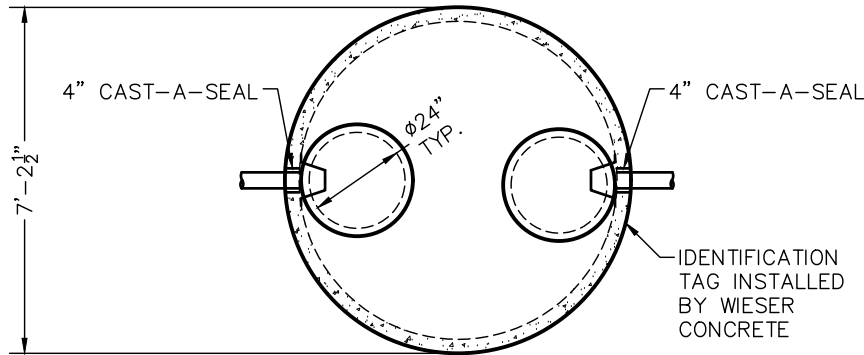
REVIEWED BY \_\_\_\_\_  
 REVIEW DATE \_\_\_\_\_

**DRAWINGS SUBMITTED  
FOR APPROVAL**

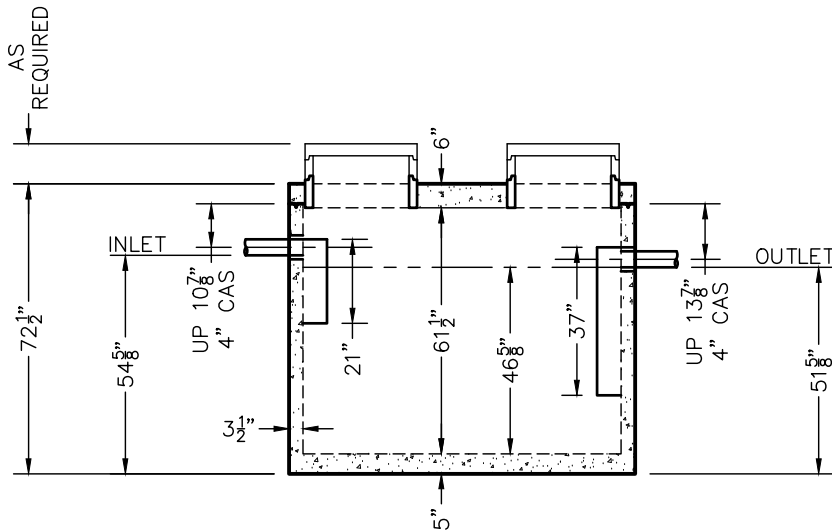
APPROVED BY: \_\_\_\_\_  
 APPROVAL DATE: \_\_\_\_\_  
 PRODUCTS NEEDED BY: \_\_\_\_\_

|                     |               |                |                    |  |  |
|---------------------|---------------|----------------|--------------------|--|--|
| PRE-POUR:           |               | DATE:          |                    | REV.   |  |
| SCALE: 1/4" = 1'-0" | DRAWN BY: WCP | DATE: 00/00/00 | FILE: wehd1200-800 | <b style="font-size: 2em;">WIESER CONCRETE</b><br>W3716 US HWY 10, MAIDEN ROCK, WI 54750<br>800-325-8456 |  |
|                     |               |                |                    |  |  |
| SHEET NO. 1 OF 1    |               |                |                    |  |  |

# WEHD1000 GREASE INTERCEPTOR TANK SPECIFICATIONS



TOP VIEW



SIDE VIEW

**DIMENSIONS:**

WALL: 3 1/2"  
 BOTTOM: 5"  
 COVER: 6"  
 MANHOLE: 24" I.D. PRECAST CONCRETE RISER  
 HEIGHT: 72 1/2" O.D.  
 OUTSIDE DIMAETER: 7'-2 1/2"  
 BELOW INLET: 54 5/8" O.D.  
 LIQUID LEVEL: 46 5/8"  
 WEIGHT: TANK 7,000 LBS.  
 WEIGHT: COVER 3,000 LBS.

**INLET AND OUTLET:**

4" CAST-A-SEAL BOOT OR EQUAL GASKET

**INLET AND OUTLET BAFFLES:**

AS SHOWN

LIQUID CAPACITY: 21.50 GAL/IN

LOADING DESIGN: 12'-0" UNSATURATED SOIL / HS-20

**TANK CAN BE USED AS:**

EXTRA HAVY DUTY GREASE INTERCEPTOR

COVER: MIX DESIGN #8 (NO FIBER)

TANK: MIX DESIGN #8 (NO FIBER)

**CUSTOMIZED TANKS:**

FOR CUSTOM TANKS CONTACT WIESER CONCRETE

|  |               |                     |               |                |                     |
|--|---------------|---------------------|---------------|----------------|---------------------|
| PRE-POUR:  |               | DATE:               |               | REV.           |                     |
| POST-POUR:   |               | SCALE: 1/4" = 1'-0" | DRAWN BY: WCP | DATE: 00/00/00 | FILE: wehd1000gi    |
| <b>WIESER CONCRETE</b>   |               |                     |               |                |                     |
| W3716 US HWY 10, MAIDEN ROCK, WI 54750<br>800-325-8456   |               |                     |               |                |                     |
| WEHD1000GI   | SEPTIC MANUAL |                     |               |                |                     |
| DRAWINGS SUBMITTED FOR APPROVAL<br>APPROVED BY: _____<br>APPROVAL DATE: _____<br>PRODUCTS NEEDED BY: _____ |               |                     |               |                |                     |
|  |               |                     |               |                | SHEET NO.<br>1 OF 1 |

# WEHD1250 GREASE INTERCEPTOR TANK SPECIFICATIONS

## DIMENSIONS:

WALL: 3 1/2"  
 BOTTOM: 5"  
 COVER: 6"  
 MANHOLE: 24" I.D. PRECAST CONCRETE RISER  
 HEIGHT: 80 1/2" O.D.  
 OUTSIDE DIAMETER: 7'-2 1/2"  
 BELOW INLET: 66 1/4" O.D.  
 LIQUID LEVEL: 58 1/4"  
 WEIGHT: TANK 8,100 LBS.  
 WEIGHT: COVER 3,000 LBS.

INLET AND OUTLET:  
 4" CAST-A-SEAL BOOT OR EQUAL GASKET

INLET AND OUTLET BAFFLES:  
 AS SHOWN

LIQUID CAPACITY: 21.48 GAL/IN

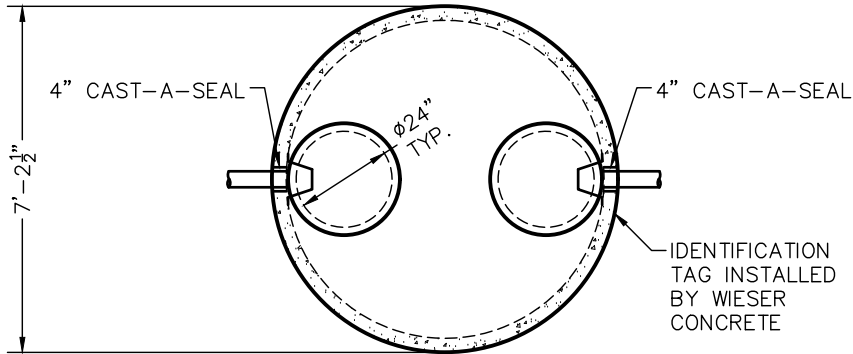
LOADING DESIGN: 12'-0" UNSATURATED SOIL / HS-20

TANK CAN BE USED AS:  
 EXTRA HEAVY DUTY GREASE INTERCEPTOR

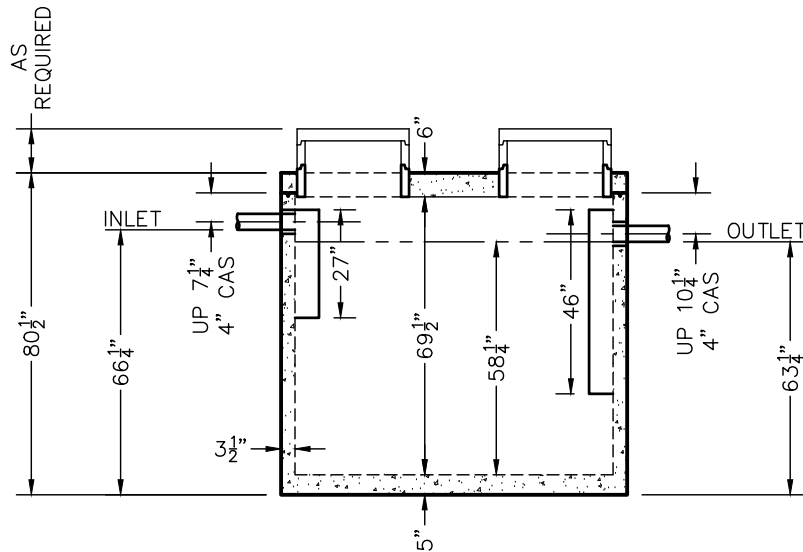
COVER: MIX DESIGN #8 (NO FIBER)

TANK: MIX DESIGN #8 (NO FIBER)

CUSTOMIZED TANKS:  
 FOR CUSTOM TANKS CONTACT WIESER CONCRETE



TOP VIEW



SIDE VIEW

PRE-POUR:  
POST-POUR:

DATE:

REV.

SCALE: 1/4" = 1'-0"

DRAWN BY: WCP

DATE: 00/00/00

FILE: wehd1250gi

**WIESER CONCRETE**

W3716 US HWY 10, MAIDEN ROCK, WI 54750  
 800-325-8456

WEHD1250GI

SEPTIC MANUAL

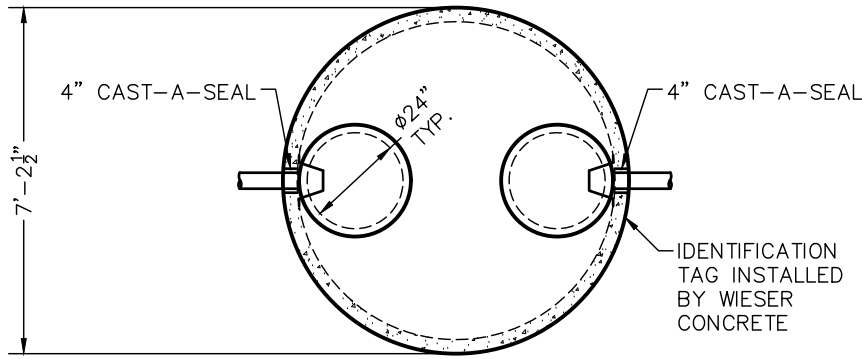
REVIEWED BY \_\_\_\_\_  
 REVIEW DATE \_\_\_\_\_

**DRAWINGS SUBMITTED  
FOR APPROVAL**

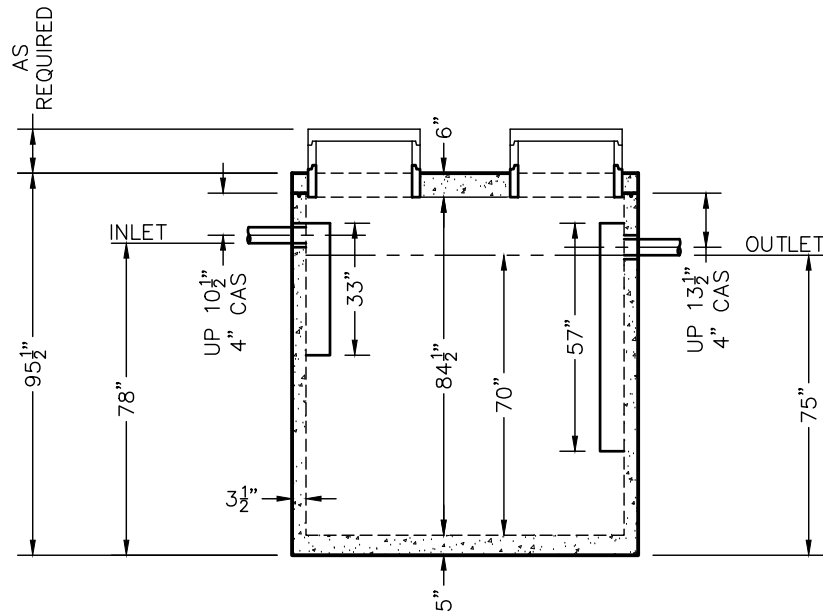
APPROVED BY: \_\_\_\_\_  
 APPROVAL DATE: \_\_\_\_\_  
 PRODUCTS NEEDED BY: \_\_\_\_\_

SHEET NO.  
 1  
 OF  
 1

# WEHD1500 GREASE INTERCEPTOR TANK SPECIFICATIONS



TOP VIEW



SIDE VIEW

**DIMENSIONS:**

- WALL: 3 1/2"
- BOTTOM: 5"
- COVER: 6"
- MANHOLE: 24" I.D. PRECAST CONCRETE RISER
- HEIGHT: 95 1/2" O.D.
- OUTSIDE DIAMETER: 7'-2 1/2"
- BELOW INLET: 78" O.D.
- LIQUID LEVEL: 70"
- WEIGHT: TANK 9,535 LBS.
- WEIGHT: COVER 3,000 LBS.

**INLET AND OUTLET:**

4" CAST-A-SEAL BOOT OR EQUAL GASKET

**INLET AND OUTLET BAFFLES:**

AS SHOWN

LIQUID CAPACITY: 21.48 GAL/IN

LOADING DESIGN: 12'-0" UNSATURATED SOIL / HS-20

**TANK CAN BE USED AS:**

EXTRA HEAVY DUTY GREASE INTERCEPTOR

COVER: MIX DESIGN #8 (NO FIBER)

TANK: MIX DESIGN #8 (NO FIBER)

**CUSTOMIZED TANKS:**

FOR CUSTOM TANKS CONTACT WIESER CONCRETE

TANKS ARE MANUFACTURED TO MEET OR EXCEED ASTM C-1227 & C-1613 REQUIREMENTS

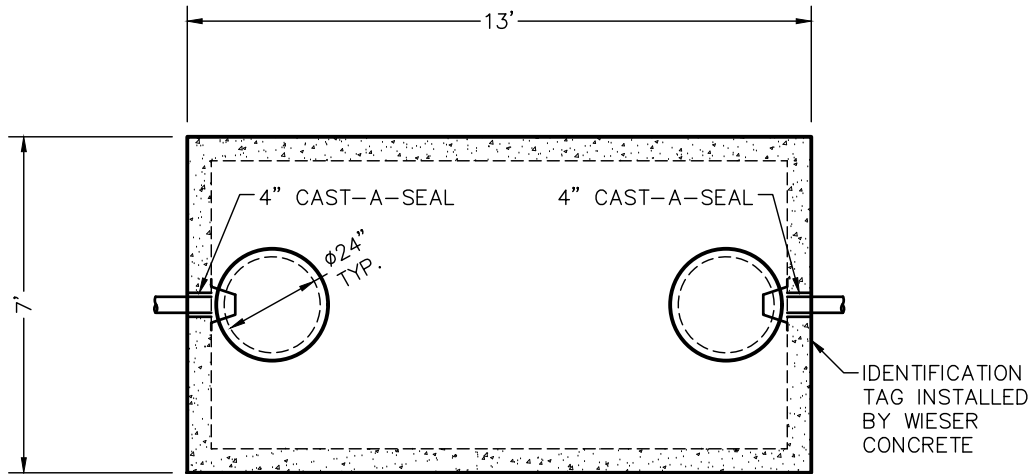
REVIEWED BY \_\_\_\_\_  
REVIEW DATE \_\_\_\_\_

**DRAWINGS SUBMITTED  
FOR APPROVAL**

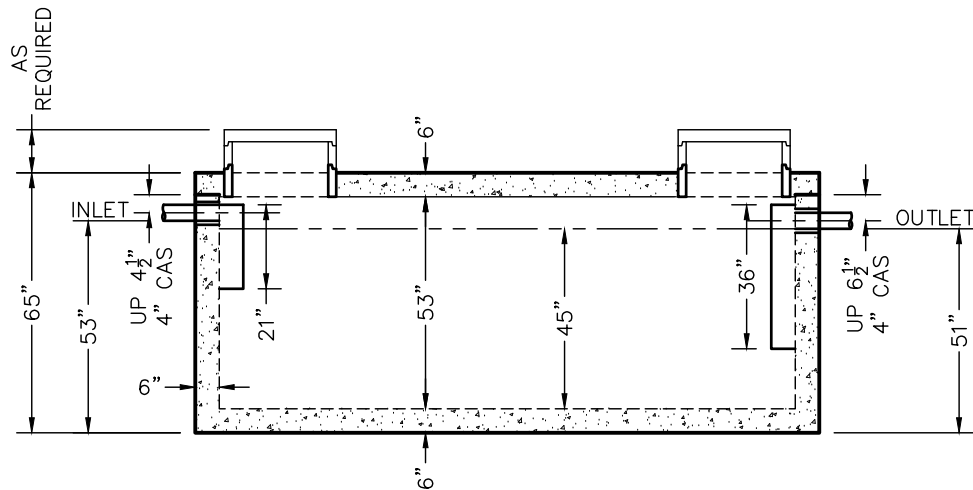
APPROVED BY: \_\_\_\_\_  
APPROVAL DATE: \_\_\_\_\_  
PRODUCTS NEEDED BY: \_\_\_\_\_

|   |               |                |                  |      |                     |
|---|---------------|----------------|------------------|------|---------------------|
| PRE-POUR:   |               | DATE:          |                  | REV. |                     |
| SCALE: 1/4" = 1'-0"   | DRAWN BY: WCP | DATE: 00/00/00 | FILE: wehd1500gi |      |                     |
| <b>WIESER CONCRETE</b>  |               |                |                  |      |                     |
| W3716 US HWY 10, MAIDEN ROCK, WI 54750<br>800-325-8456                  |               |                |                  |      |                     |
| WEHD1500GI  | SEPTIC MANUAL |                |                  |      |                     |
| DRAWINGS SUBMITTED FOR APPROVAL   |               |                |                  |      |                     |
| APPROVED BY: _____<br>APPROVAL DATE: _____<br>PRODUCTS NEEDED BY: _____ |               |                |                  |      |                     |
|   |               |                |                  |      | SHEET NO.<br>1 OF 1 |

# WEHD2000 GREASE INTERCEPTOR TANK SPECIFICATIONS



TOP VIEW



SIDE VIEW

**DIMENSIONS:**

- WALL: 6"
- BOTTOM: 6"
- COVER: 6"
- MANHOLE: 24" I.D. PRECAST CONCRETE RISER
- HEIGHT: 65" O.D.
- LENGTH: 13'-0" O.D.
- WIDTH: 7'-0" O.D.
- BELOW INLET: 53" O.D.
- LIQUID LEVEL: 45"
- WEIGHT: TANK 19,400 LBS.
- WEIGHT: COVER 6,800 LBS.

**INLET AND OUTLET:**

4" CAST-A-SEAL BOOT OR EQUAL GASKET

**INLET AND OUTLET Baffles:**

AS SHOWN

LIQUID CAPACITY: 44.88 GAL/IN

LOADING DESIGN: 12'-0" UNSATURATED SOIL / HS-20

**TANK CAN BE USED AS:**

EXTRA HEAVY DUTY GREASE INTERCEPTOR

COVER: MIX DESIGN #8 (NO FIBER)

TANK: MIX DESIGN #8 (NO FIBER)

**CUSTOMIZED TANKS:**

FOR CUSTOM TANKS CONTACT WIESER CONCRETE

TANKS ARE MANUFACTURED TO MEET OR EXCEED ASTM C-1227 & C-1613 REQUIREMENTS

REVIEWED BY \_\_\_\_\_  
REVIEW DATE \_\_\_\_\_

**DRAWINGS SUBMITTED  
FOR APPROVAL**

APPROVED BY: \_\_\_\_\_  
APPROVAL DATE: \_\_\_\_\_  
PRODUCTS NEEDED BY: \_\_\_\_\_

|  |                |                  |                     |
|--|----------------|------------------|---------------------|
| PRE-POUR:  |                | DATE:            |                     |
| SCALE: 1/4" = 1'-0"                                    | DRAWN BY: WCP  | REV.             | DATE:               |
| POST-POUR:   | DATE: 00/00/00 | FILE: wehd2000gi |                     |
| <b>WIESER CONCRETE</b>                                 |                |                  |                     |
| W3716 US HWY 10, MAIDEN ROCK, WI 54750<br>800-325-8456 |                |                  |                     |
| WEHD2000GI   | SEPTIC MANUAL  |                  |                     |
|  |                |                  | SHEET NO.<br>1 OF 1 |



# WEHD2500 GREASE INTERCEPTOR TANK SPECIFICATIONS

**DIMENSIONS:**

WALL: 6"  
 BOTTOM: 6"  
 COVER: 6"  
 MANHOLE: 24" I.D. PRECAST CONCRETE RISER  
 HEIGHT: 76" O.D.  
 LENGTH: 13'-0" O.D.  
 WIDTH: 7'-0" O.D.  
 BELOW INLET: 64" O.D.  
 LIQUID LEVEL: 56"  
 WEIGHT: 14,400 LBS. PER SECTION

**INLET AND OUTLET:**  
 4" CAST-A-SEAL BOOT OR EQUAL GASKET

**INLET AND OUTLET Baffles:**  
 AS SHOWN

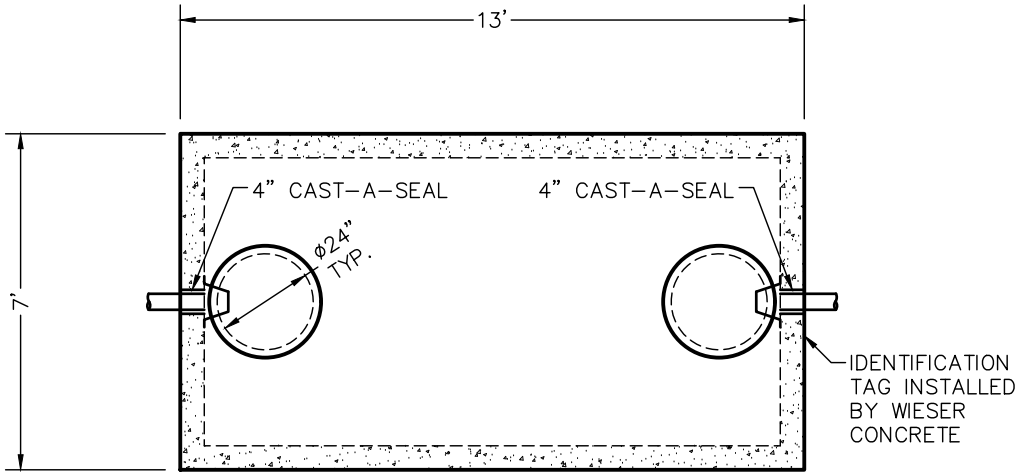
LIQUID CAPACITY: 44.88 GAL/IN

LOADING DESIGN: 12'-0" UNSATURATED SOIL / HS-20

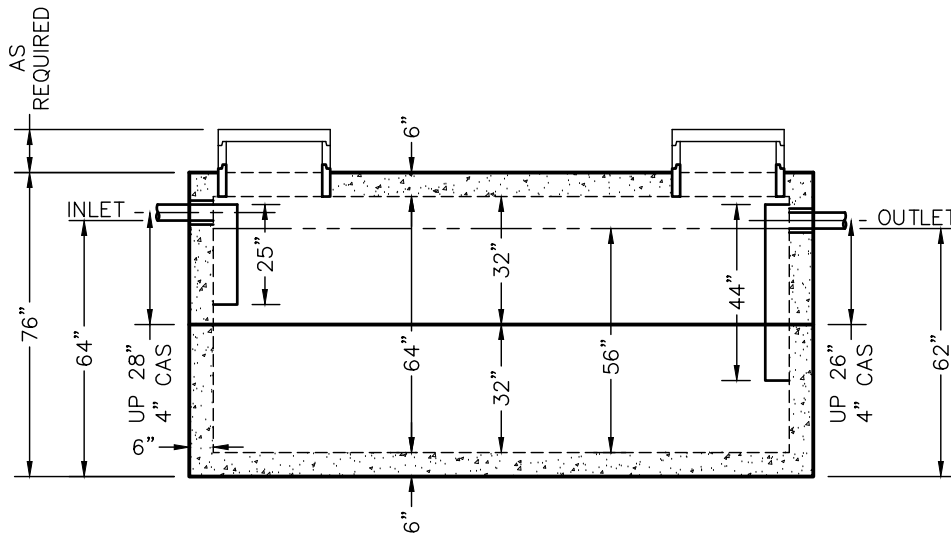
TANK CAN BE USED AS:  
 EXTRA HEAVY DUTY GREASE INTERCEPTOR

COVER: MIX DESIGN #8 (NO FIBER)  
 TANK: MIX DESIGN #8 (NO FIBER)

CUSTOMIZED TANKS:  
 FOR CUSTOM TANKS CONTACT WIESER CONCRETE



TOP VIEW



SIDE VIEW

TANKS ARE MANUFACTURED TO MEET OR EXCEED ASTM C-1227 & C-1613 REQUIREMENTS

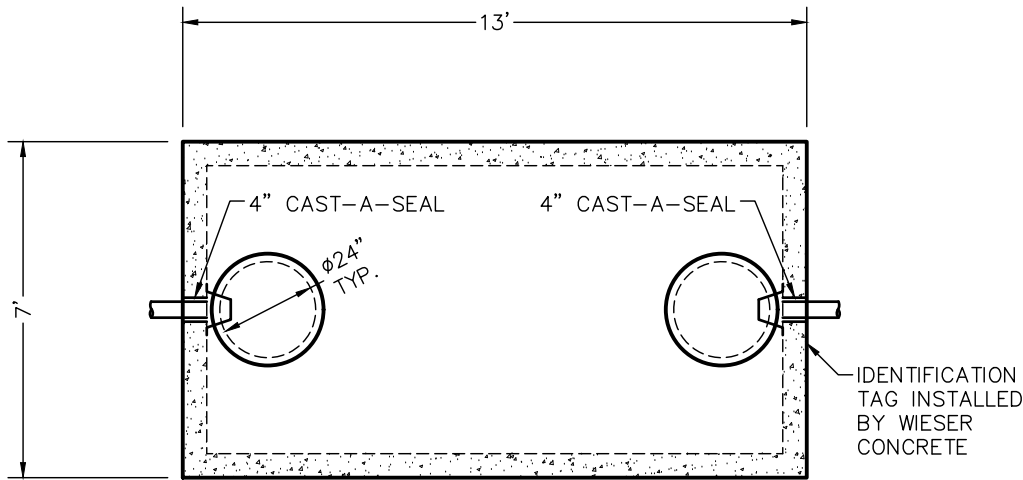
REVIEWED BY \_\_\_\_\_  
 REVIEW DATE \_\_\_\_\_

**DRAWINGS SUBMITTED  
FOR APPROVAL**

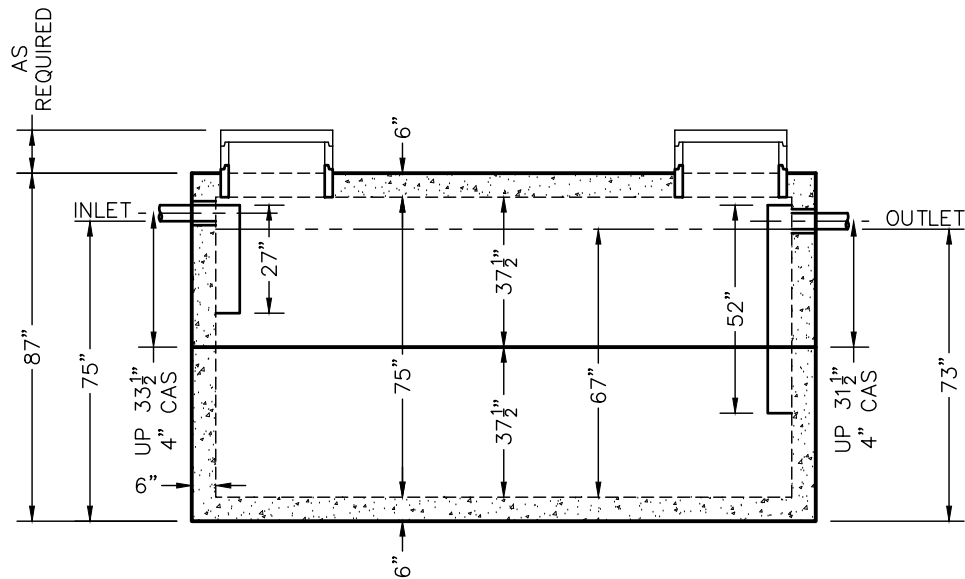
APPROVED BY: \_\_\_\_\_  
 APPROVAL DATE: \_\_\_\_\_  
 PRODUCTS NEEDED BY: \_\_\_\_\_

|            |                     |  |                |
|------------|---------------------|--|----------------|
| PRE-POUR:  |                     | DATE:  |                |
| REV.       | SCALE: 1/4" = 1'-0" | DRAWN BY: WCP  | DATE: 00/00/00 |
| POST-POUR: | FILE: wehd2500gi    | <b>WIESER CONCRETE</b><br>W3716 US HWY 10, MAIDEN ROCK, WI 54750<br>800-325-8456 |                |
| WEHD2500GI | SEPTIC MANUAL       | SHEET NO.<br>1 OF 1  |                |

# WEHD3000 GREASE INTERCEPTOR TANK SPECIFICATIONS



TOP VIEW



SIDE VIEW

**DIMENSIONS:**

WALL: 6"  
 BOTTOM: 6"  
 COVER: 6"  
 MANHOLE: 24" I.D. PRECAST CONCRETE RISER  
 HEIGHT: 87" O.D.  
 LENGTH: 13'-0" O.D.  
 WIDTH: 7'-0" O.D.  
 BELOW INLET: 75" O.D.  
 LIQUID LEVEL: 67"  
 WEIGHT: 15,700 LBS. PER SECTION

**INLET AND OUTLET:**  
 4" CAST-A-SEAL BOOT OR EQUAL GASKET

**INLET AND OUTLET BAFFLES:**  
 AS SHOWN

LIQUID CAPACITY: 44.88 GAL/IN

LOADING DESIGN: 12'-0" UNSATURATED SOIL / HS-20

TANK CAN BE USED AS:  
 EXTRA HEAVY DUTY GREASE INTERCEPTOR

TANK: MIX DESIGN #8 (NO FIBER)

CUSTOMIZED TANKS:  
 FOR CUSTOM TANKS CONTACT WIESER CONCRETE

|                     |                  |
|---------------------|------------------|
| PRE-POUR:           | DATE:            |
| POST-POUR:          | REV.             |
| SCALE: 1/4" = 1'-0" | DRAWN BY: WCP    |
|                     | DATE: 00/00/00   |
|                     | FILE: wehd3000gi |

**WIESER CONCRETE**  
 W3716 US HWY 10, MAIDEN ROCK, WI 54750  
 800-325-8456

WEHD3000GI  
 SEPTIC MANUAL

SHEET NO.  
 1 OF 1

REVIEWED BY \_\_\_\_\_  
 REVIEW DATE \_\_\_\_\_

**DRAWINGS SUBMITTED  
 FOR APPROVAL**

APPROVED BY: \_\_\_\_\_  
 APPROVAL DATE: \_\_\_\_\_  
 PRODUCTS NEEDED BY: \_\_\_\_\_

# WEHD4000 GREASE INTERCEPTOR TANK SPECIFICATIONS

## DIMENSIONS:

WALL: 6"  
 BOTTOM: 6"  
 COVER: 6"  
 MANHOLE: 24" I.D. PRECAST CONCRETE RISER  
 HEIGHT: 110" O.D.  
 LENGTH: 13'-0" O.D.  
 WIDTH: 7'-0" O.D.  
 BELOW INLET: 98" O.D.  
 LIQUID LEVEL: 90"  
 WEIGHT: 17,900 LBS. PER SECTION

**INLET AND OUTLET:**  
 4" CAST-A-SEAL BOOT OR EQUAL GASKET

**INLET AND OUTLET BAFFLES:**  
 AS SHOWN

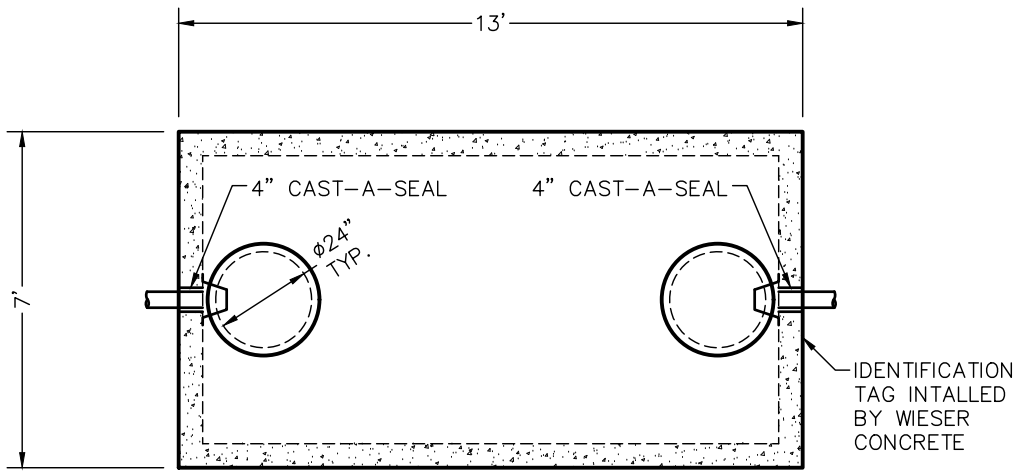
LIQUID CAPACITY: 44.88 GAL/IN

LOADING DESIGN: 12'-0" UNSATURATED SOIL / HS-20

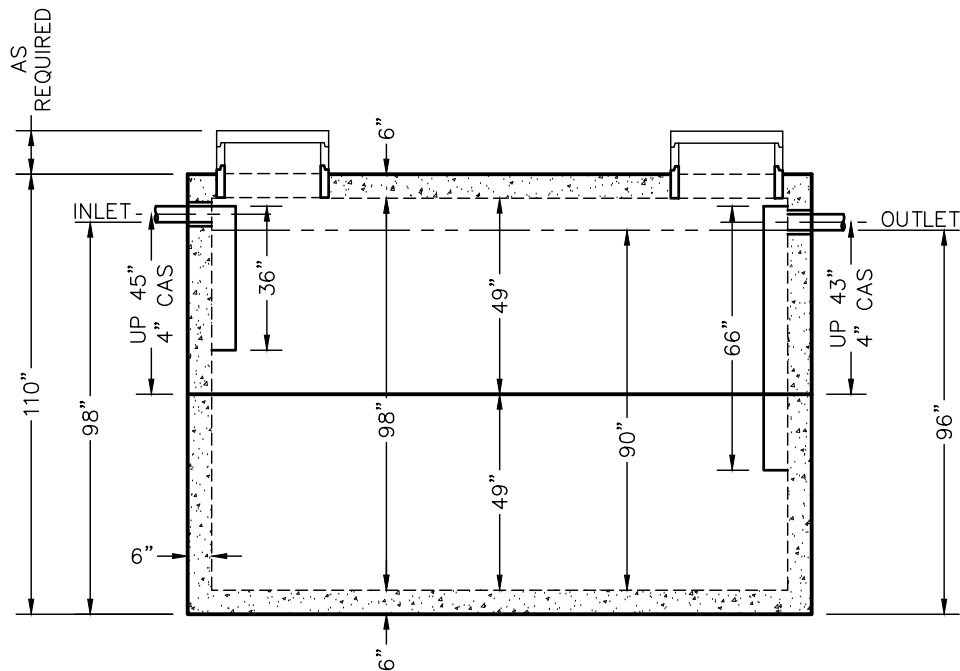
TANK CAN BE USED AS:  
 EXTRA HEAVY DUTY GREASE INTERCEPTOR

TANK: MIX DESIGN #8 (NO FIBER)

CUSTOMIZED TANKS:  
 FOR CUSTOM TANKS CONTACT WIESER CONCRETE



TOP VIEW



SIDE VIEW

TANKS ARE MANUFACTURED TO MEET OR EXCEED ASTM C-1227 & C-1613 REQUIREMENTS

REVIEWED BY \_\_\_\_\_  
 REVIEW DATE \_\_\_\_\_

**DRAWINGS SUBMITTED  
FOR APPROVAL**

APPROVED BY: \_\_\_\_\_  
 APPROVAL DATE: \_\_\_\_\_  
 PRODUCTS NEEDED BY: \_\_\_\_\_

SHEET NO.  
 1  
 OF  
 1

WEHD4000GI  
 SEPTIC MANUAL

**WIESER CONCRETE**

W3716 US HWY 10, MAIDEN ROCK, WI 54750  
 800-325-8456

SCALE: 1/4" = 1'-0"

DRAWN BY: WCP

DATE: 00/00/00

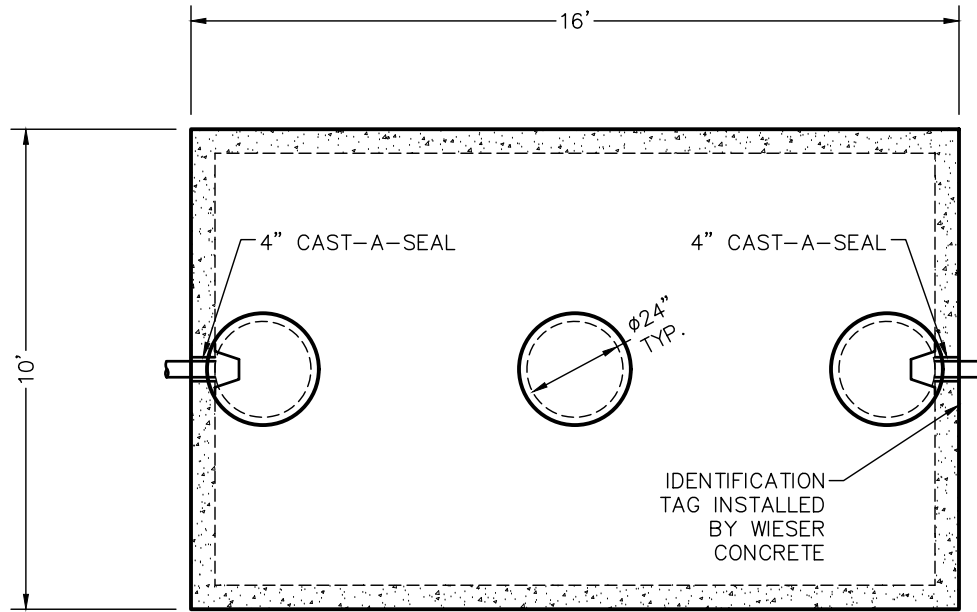
FILE: wehd4000gi

REV. DATE:

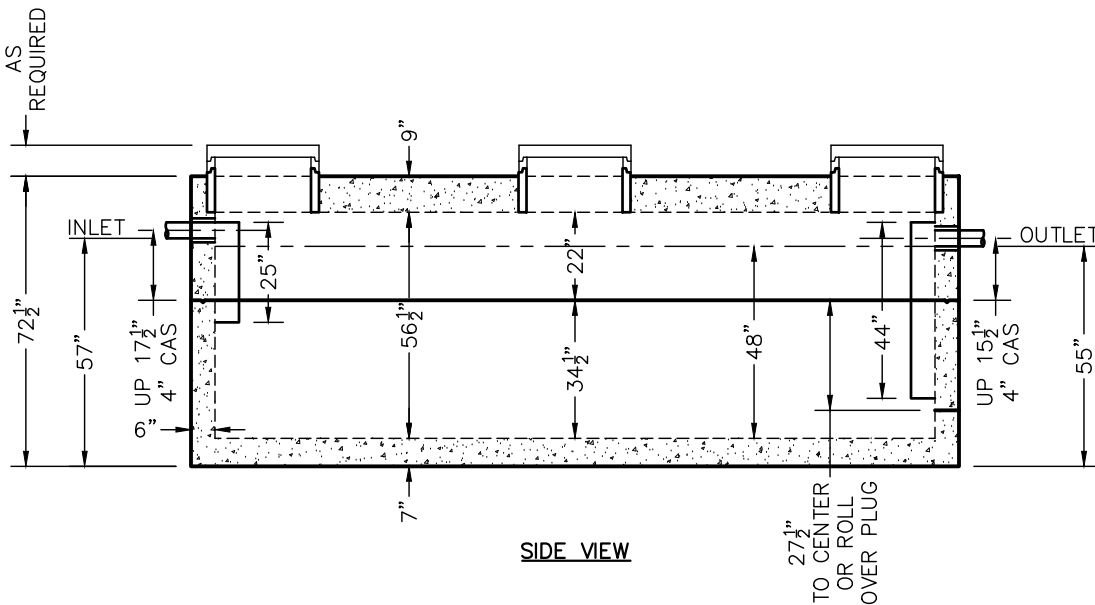
PRE-POUR:

POST-POUR:

# WEHD4000-LP GREASE INTERCEPTOR TANK SPECIFICATIONS



TOP VIEW



SIDE VIEW

**DIMENSIONS:**

- WALL: 6"
- BOTTOM: 7"
- COVER: 9"
- MANHOLE: 24" I.D. PRECAST CONCRETE RISER
- HEIGHT: 72 1/2" O.D.
- LENGTH: 16'-0" O.D.
- WIDTH: 10'-0" O.D.
- BELOW INLET: 57" O.D.
- LIQUID LEVEL: 48"
- WEIGHT: 24,875 LBS. TOP SECTION  
24,780 LBS. BOTTOM SECTION

**INLET AND OUTLET:**  
4" CAST-A-SEAL BOOT OR EQUAL GASKET

**INLET AND OUTLET BAFFLES:**  
AS SHOWN

**LIQUID CAPACITY:** 84.15 GAL/IN

**LOADING DESIGN:** 12'-0" UNSATURATED SOIL / HS-20

**TANK CAN BE USED AS:**  
EXTRA HEAVY DUTY GREASE INTERCEPTOR

**TANK:** MIX DESIGN #8 (NO FIBER)

**CUSTOMIZED TANKS:**  
FOR CUSTOM TANKS CONTACT WIESER CONCRETE

|                     |                |
|---------------------|----------------|
| PRE-POUR:           | DATE:          |
| POST-POUR:          | REV.           |
| SCALE: 1/4" = 1'-0" | DRAWN BY: WCP  |
| FILE: wehd4000gi-lp | DATE: 00/00/00 |

**WIESER CONCRETE**  
W3716 US HWY 10, MAIDEN ROCK, WI 54750  
800-325-8456

WEHD4000GI-LP  
SEPTIC MANUAL

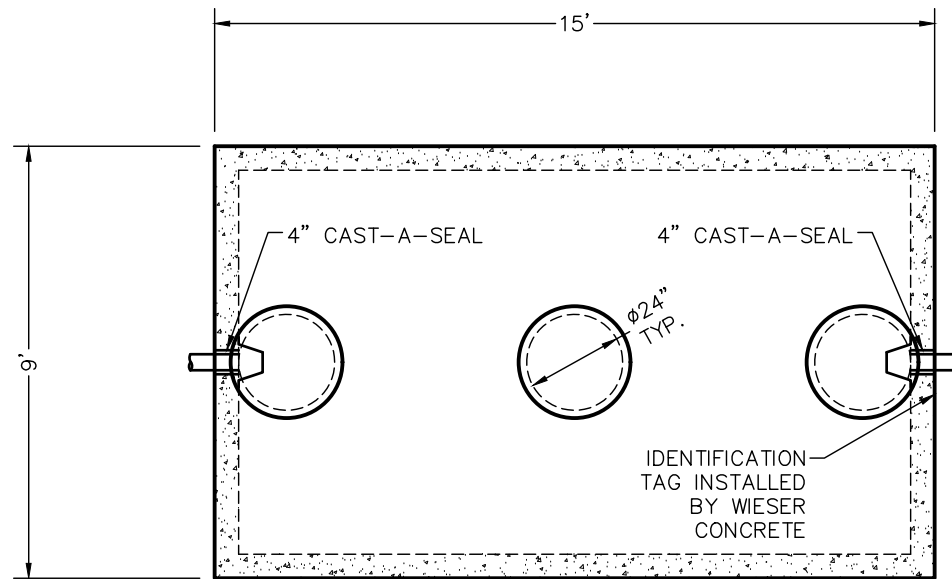
SHEET NO.  
1 OF 1

REVIEWED BY \_\_\_\_\_  
REVIEW DATE \_\_\_\_\_

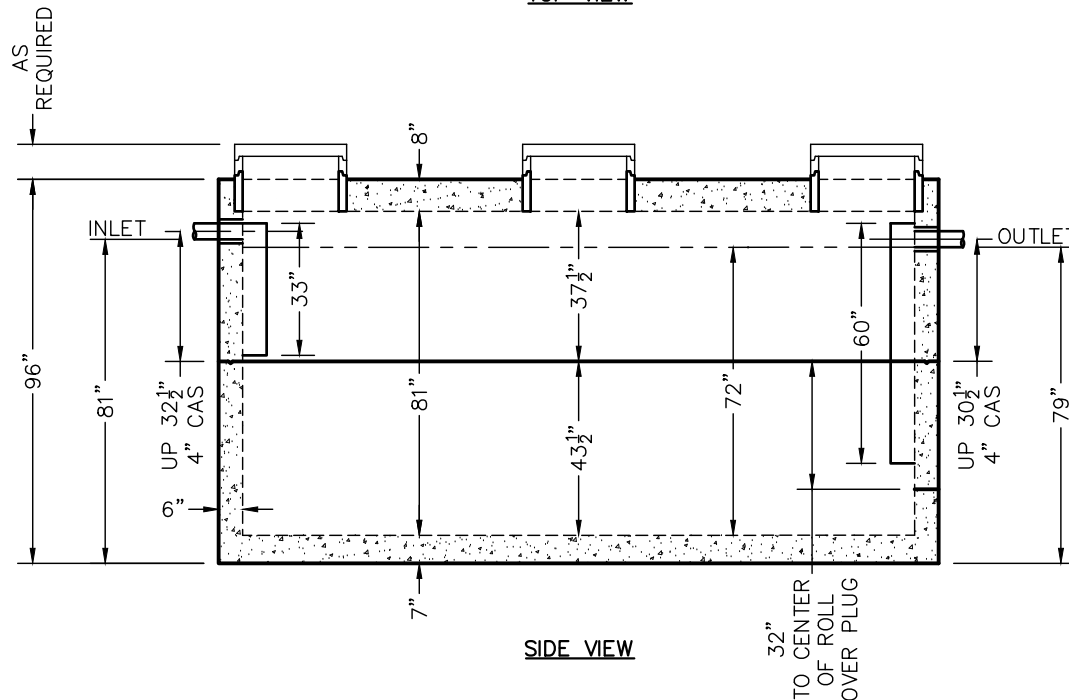
**DRAWINGS SUBMITTED FOR APPROVAL**

APPROVED BY: \_\_\_\_\_  
APPROVAL DATE: \_\_\_\_\_  
PRODUCTS NEEDED BY: \_\_\_\_\_

# WEHD5000 GREASE INTERCEPTOR TANK SPECIFICATIONS



TOP VIEW



SIDE VIEW

## DIMENSIONS:

WALL: 6"  
 BOTTOM: 7"  
 COVER: 8"  
 MANHOLE: 24" I.D. PRECAST CONCRETE RISER  
 HEIGHT: 96" O.D.  
 LENGTH: 15'-0" O.D.  
 WIDTH: 9'-0" O.D.  
 BELOW INLET: 81" O.D.  
 LIQUID LEVEL: 72"  
 WEIGHT: 24,280 LBS. TOP SECTION  
 24,320 LBS. BOTTOM SECTION

## INLET AND OUTLET:

4" CAST-A-SEAL BOOT OR EQUAL GASKET

## INLET AND OUTLET BAFFLES:

AS SHOWN

LIQUID CAPACITY: 69.81 GAL/IN

LOADING DESIGN: 12'-0" UNSATURATED SOIL / HS-20

## TANK CAN BE USED AS:

EXTRA HEAVY DUTY GREASE INTERCEPTOR

TANK: MIX DESIGN #8 (NO FIBER)

## CUSTOMIZED TANKS:

FOR CUSTOM TANKS CONTACT WIESER CONCRETE

TANKS ARE MANUFACTURED TO MEET OR EXCEED ASTM C-1227 & C-1613 REQUIREMENTS

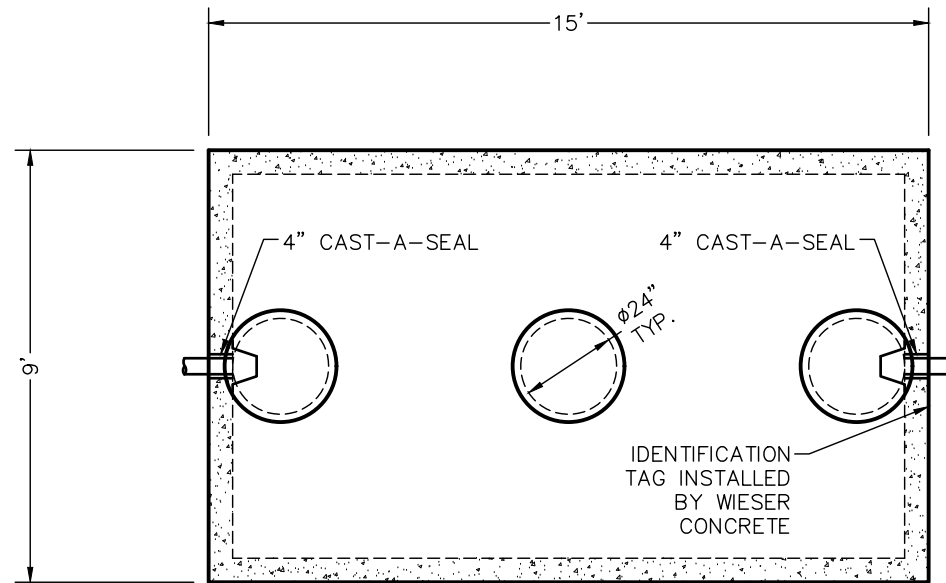
REVIEWED BY \_\_\_\_\_  
 REVIEW DATE \_\_\_\_\_

**DRAWINGS SUBMITTED  
FOR APPROVAL**

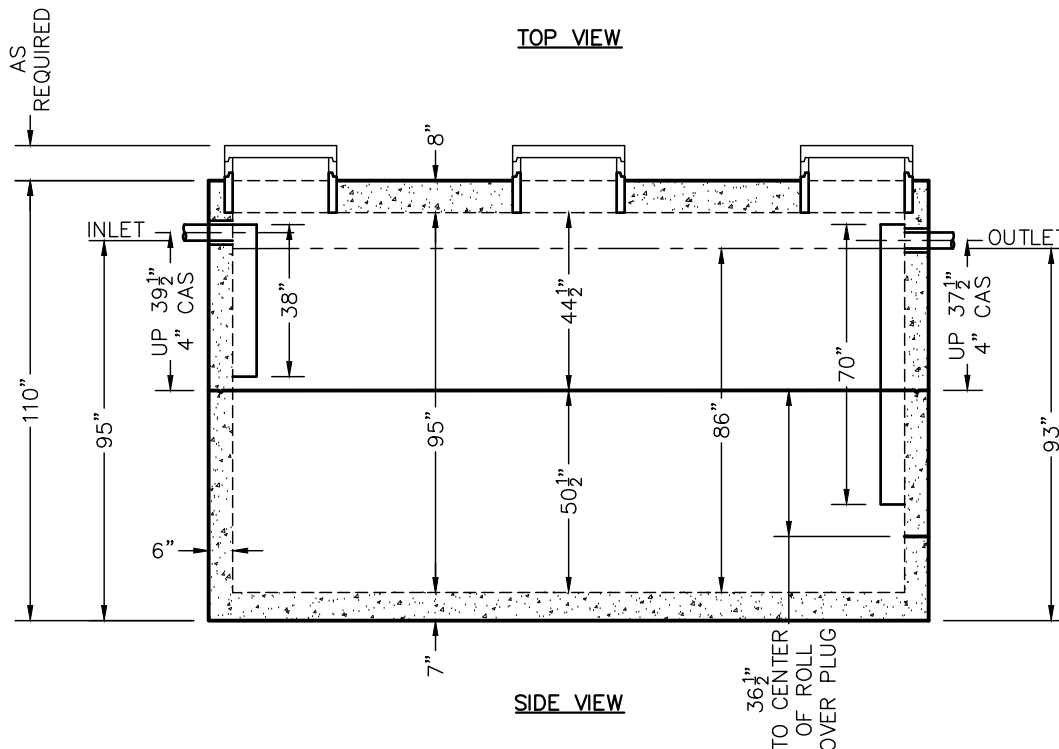
APPROVED BY: \_\_\_\_\_  
 APPROVAL DATE: \_\_\_\_\_  
 PRODUCTS NEEDED BY: \_\_\_\_\_

|  |       |      |                     |               |                |                  |
|--|-------|------|---------------------|---------------|----------------|------------------|
| PRE-POUR:  | DATE: | REV. | SCALE: 1/4" = 1'-0" | DRAWN BY: WCP | DATE: 00/00/00 | FILE: wehd5000gi |
| POST-POUR:   |       |      |                     |               |                |                  |
| <b>WIESER CONCRETE</b>                                 |       |      |                     |               |                |                  |
| W3716 US HWY 10, MAIDEN ROCK, WI 54750<br>800-325-8456 |       |      |                     |               |                |                  |
| WEHD5000GI<br>SEPTIC MANUAL                            |       |      |                     |               |                |                  |
| SHEET NO.<br>1 OF 1                                    |       |      |                     |               |                |                  |

# WEHD6000 GREASE INTERCEPTOR TANK SPECIFICATIONS



TOP VIEW



SIDE VIEW

**DIMENSIONS:**

WALL: 6"  
 BOTTOM: 7"  
 COVER: 8"  
 MANHOLE: 24" I.D. PRECAST CONCRETE RISER  
 HEIGHT: 110" O.D.  
 LENGTH: 15'-0" O.D.  
 WIDTH: 9'-0" O.D.  
 BELOW INLET: 95" O.D.  
 LIQUID LEVEL: 86"  
 WEIGHT: 26,295 LBS. TOP SECTION  
 26,325 LBS. BOTTOM SECTION

INLET AND OUTLET:  
 4" CAST-A-SEAL BOOT OR EQUAL GASKET

INLET AND OUTLET BAFFLES:  
 AS SHOWN

LIQUID CAPACITY: 69.81 GAL/IN

LOADING DESIGN: 12'-0" UNSATURATED SOIL / HS-20

TANK CAN BE USED AS:  
 EXTRA HEAVY DUTY GREASE INTERCEPTOR

TANK: MIX DESIGN #8 (NO FIBER)

CUSTOMIZED TANKS:  
 FOR CUSTOM TANKS CONTACT WIESER CONCRETE

TANKS ARE MANUFACTURED TO MEET OR EXCEED ASTM C-1227 & C-1613 REQUIREMENTS

REVIEWED BY \_\_\_\_\_  
 REVIEW DATE \_\_\_\_\_

**DRAWINGS SUBMITTED  
 FOR APPROVAL**

APPROVED BY: \_\_\_\_\_  
 APPROVAL DATE: \_\_\_\_\_  
 PRODUCTS NEEDED BY: \_\_\_\_\_

|  |       |      |                     |               |                |                  |
|--|-------|------|---------------------|---------------|----------------|------------------|
| PRE-POUR:  | DATE: | REV. | SCALE: 1/4" = 1'-0" | DRAWN BY: WCP | DATE: 00/00/00 | FILE: wehd6000gi |
| POST-POUR:   |       |      |                     |               |                |                  |
| <b>WIESER CONCRETE</b>                                 |       |      |                     |               |                |                  |
| W3716 US HWY 10, MAIDEN ROCK, WI 54750<br>800-325-8456 |       |      |                     |               |                |                  |
| WEHD6000GI<br>SEPTIC MANUAL                            |       |      |                     |               |                |                  |
| SHEET NO.<br>1 OF 1                                    |       |      |                     |               |                |                  |

# WEHD6000-LP GREASE INTERCEPTOR TANK SPECIFICATIONS

## DIMENSIONS:

WALL: 6"  
 BOTTOM: 7"  
 COVER: 9"  
 MANHOLE: 24" I.D. PRECAST CONCRETE RISER  
 HEIGHT: 96" O.D.  
 LENGTH: 16'-0" O.D.  
 WIDTH: 10'-0" O.D.  
 BELOW INLET: 80" O.D.  
 LIQUID LEVEL: 71"  
 WEIGHT: 28,465 LBS. TOP SECTION  
 28,500 LBS. BOTTOM SECTION

INLET AND OUTLET:  
 4" CAST-A-SEAL BOOT OR EQUAL GASKET

INLET AND OUTLET BAFFLES:  
 AS SHOWN

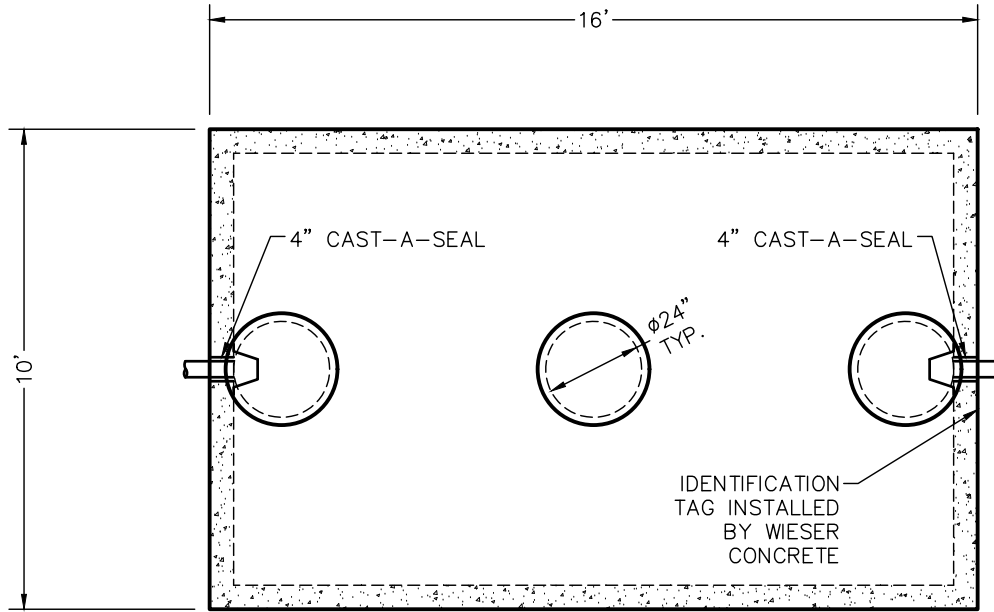
LIQUID CAPACITY: 84.15 GAL/IN

LOADING DESIGN: 12'-0" UNSATURATED SOIL / HS-20

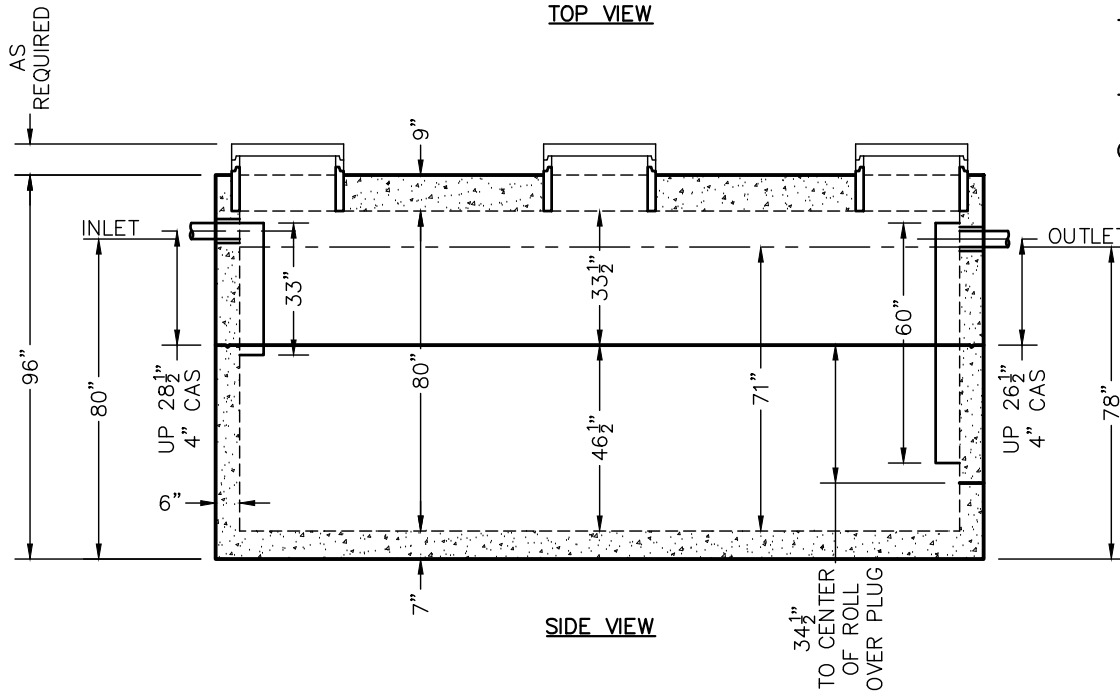
TANK CAN BE USED AS:  
 HEAVY DUTY REASE INTERCEPTOR

TANK: MIX DESIGN #8 (NO FIBER)

CUSTOMIZED TANKS:  
 FOR CUSTOM TANKS CONTACT WIESER CONCRETE



TOP VIEW



SIDE VIEW

TANKS ARE MANUFACTURED TO MEET OR EXCEED ASTM C-1227 & C-1613 REQUIREMENTS

|  |       |      |                     |               |                |                     |
|--|-------|------|---------------------|---------------|----------------|---------------------|
| PRE-POUR:                              | DATE: | REV. | SCALE: 1/4" = 1'-0" | DRAWN BY: WCP | DATE: 00/00/00 | FILE: wehd6000gi-lp |
| POST-POUR:                             |       |      |                     |               |                |                     |
| <b>WIESER CONCRETE</b>                 |       |      |                     |               |                |                     |
| W3716 US HWY 10, MAIDEN ROCK, WI 54750 |       |      |                     |               |                |                     |
| 800-325-8456                           |       |      |                     |               |                |                     |
| WEHD6000GI-LP                          |       |      |                     | SEPTIC MANUAL |                |                     |
| DRAWINGS SUBMITTED FOR APPROVAL        |       |      |                     |               |                | SHEET NO.           |
| APPROVED BY: _____                     |       |      |                     |               |                | 1                   |
| APPROVAL DATE: _____                   |       |      |                     |               |                | OF                  |
| PRODUCTS NEEDED BY: _____              |       |      |                     |               |                | 1                   |

REVIEWED BY: \_\_\_\_\_  
 REVIEW DATE: \_\_\_\_\_

DRAWINGS SUBMITTED FOR APPROVAL

APPROVED BY: \_\_\_\_\_  
 APPROVAL DATE: \_\_\_\_\_  
 PRODUCTS NEEDED BY: \_\_\_\_\_

# WEHD7000 GREASE INTERCEPTOR TANK SPECIFICATIONS

## DIMENSIONS:

WALL: 6"  
 BOTTOM: 7"  
 COVER: 9"  
 MANHOLE: 24" I.D. PRECAST CONCRETE RISER  
 HEIGHT: 108" O.D.  
 LENGTH: 16'-0" O.D.  
 WIDTH: 10'-0" O.D.  
 BELOW INLET: 92" O.D.  
 LIQUID LEVEL: 83"  
 WEIGHT: 30,340 LBS. TOP SECTION  
 30,405 LBS. BOTTOM SECTION

INLET AND OUTLET:  
 4" CAST-A-SEAL BOOT OR EQUAL GASKET

INLET AND OUTLET BAFFLES:  
 AS SHOWN

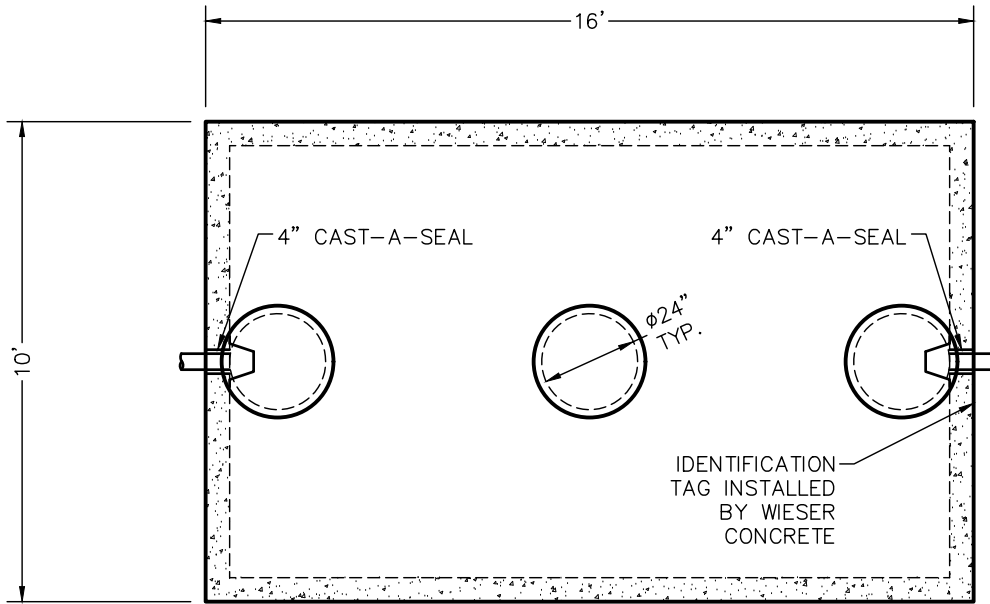
LIQUID CAPACITY: 84.15 GAL/IN

LOADING DESIGN: 12'-0" UNSATURATED SOIL / HS-20

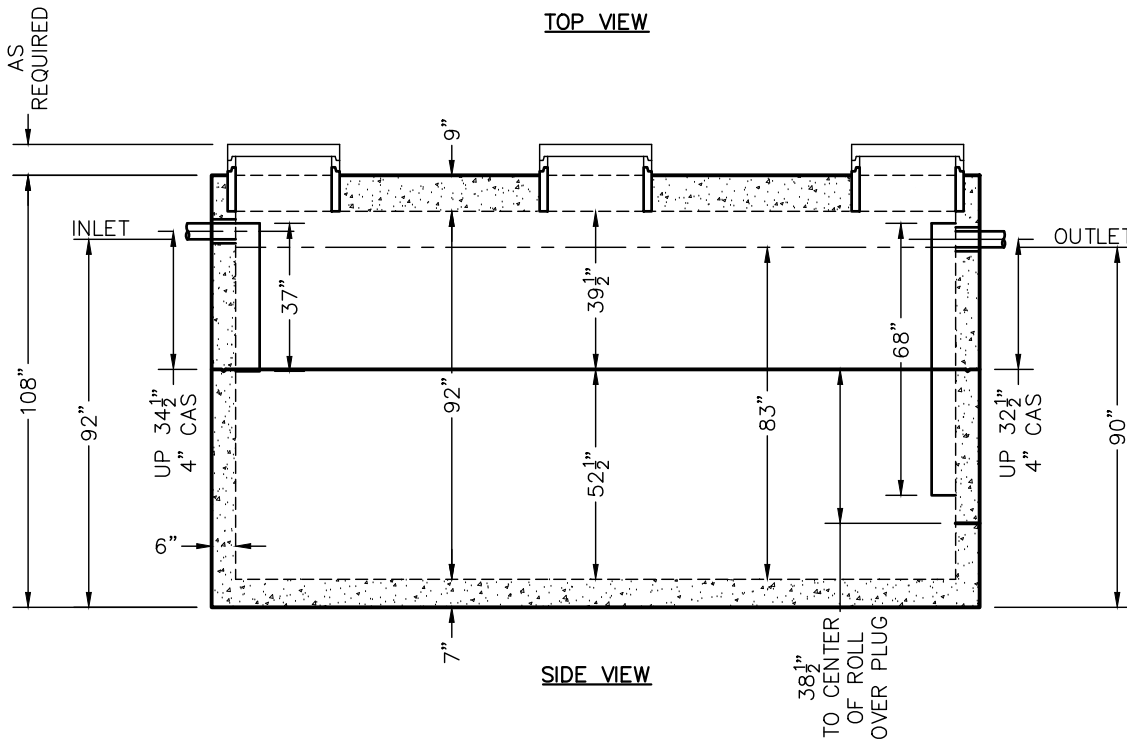
TANK CAN BE USED AS:  
 HEAVY DUTY GREASE INTERCEPTOR

TANK: MIX DESIGN #8 (NO FIBER)

CUSTOMIZED TANKS:  
 FOR CUSTOM TANKS CONTACT WIESER CONCRETE



TOP VIEW



SIDE VIEW

TANKS ARE MANUFACTURED TO MEET OR EXCEED ASTM C-1227 & C-1613 REQUIREMENTS

|            |       |      |                     |
|------------|-------|------|---------------------|
| PRE-POUR:  | DATE: | REV. | SCALE: 1/4" = 1'-0" |
| POST-POUR: |       |      | DRAWN BY: WCP       |
|            |       |      | DATE: 00/00/00      |
|            |       |      | FILE: wehd7000gi    |

**WIESER CONCRETE**  
 W3716 US HWY 10, MAIDEN ROCK, WI 54750  
 800-325-8456

WEHD7000GI  
 SEPTIC MANUAL

REVIEWED BY \_\_\_\_\_  
 REVIEW DATE \_\_\_\_\_

**DRAWINGS SUBMITTED  
FOR APPROVAL**

APPROVED BY: \_\_\_\_\_  
 APPROVAL DATE: \_\_\_\_\_  
 PRODUCTS NEEDED BY: \_\_\_\_\_

SHEET NO.  
 1 OF 1



# WEHD8000 GREASE INTERCEPTOR TANK SPECIFICATIONS

## DIMENSIONS:

WALL: 6"  
 BOTTOM: 7"  
 COVER: 9"  
 MANHOLE: 24" I.D. PRECAST CONCRETE RISER  
 HEIGHT: 120" O.D.  
 LENGTH: 16'-0" O.D.  
 WIDTH: 10'-0" O.D.  
 BELOW INLET: 104" O.D.  
 LIQUID LEVEL: 95"  
 WEIGHT: 32,215 LBS. TOP SECTION  
 32,250 LBS. BOTTOM SECTION

INLET AND OUTLET:  
 4" CAST-A-SEAL BOOT OR EQUAL GASKET

INLET AND OUTLET BAFFLES:  
 AS SHOWN

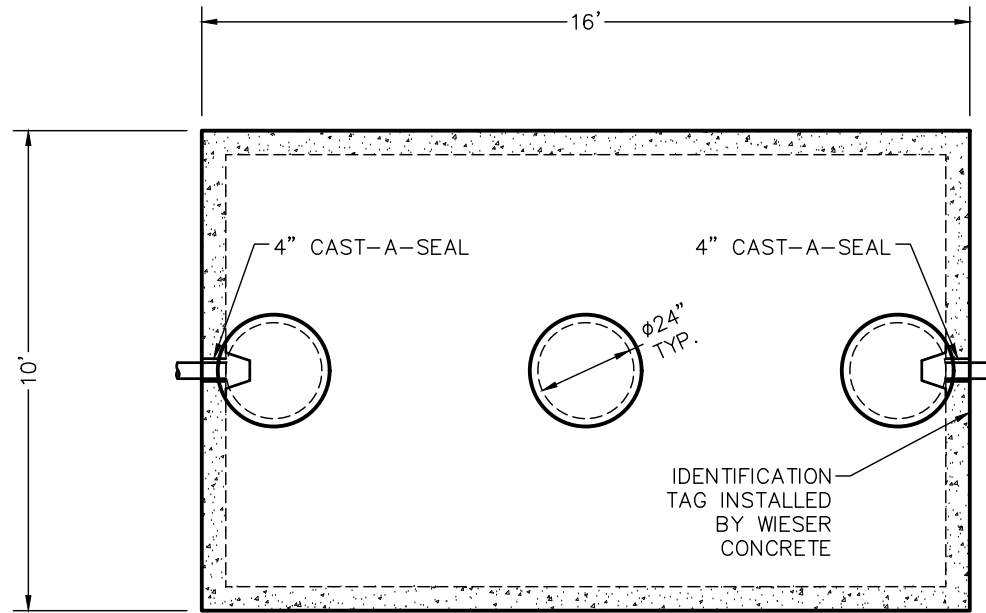
LIQUID CAPACITY: 84.15 GAL/IN

LOADING DESIGN: 12'-0" UNSATURATED SOIL / HS-20

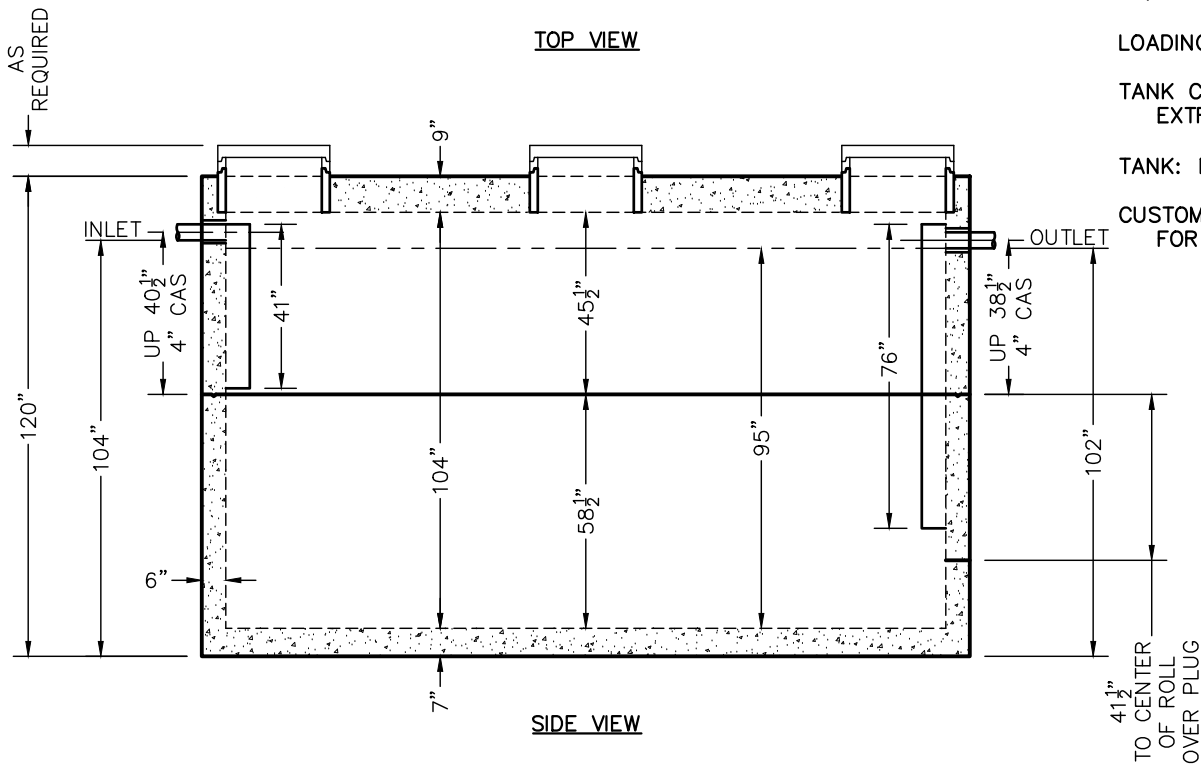
TANK CAN BE USED AS:  
 EXTRA HEAVY DUTY GREASE INTERCEPTOR

TANK: MIX DESIGN #8 (NO FIBER)

CUSTOMIZED TANKS:  
 FOR CUSTOM TANKS CONTACT WIESER CONCRETE



TOP VIEW



SIDE VIEW

TANKS ARE MANUFACTURED TO MEET OR EXCEED ASTM C-1227 & C-1613 REQUIREMENTS

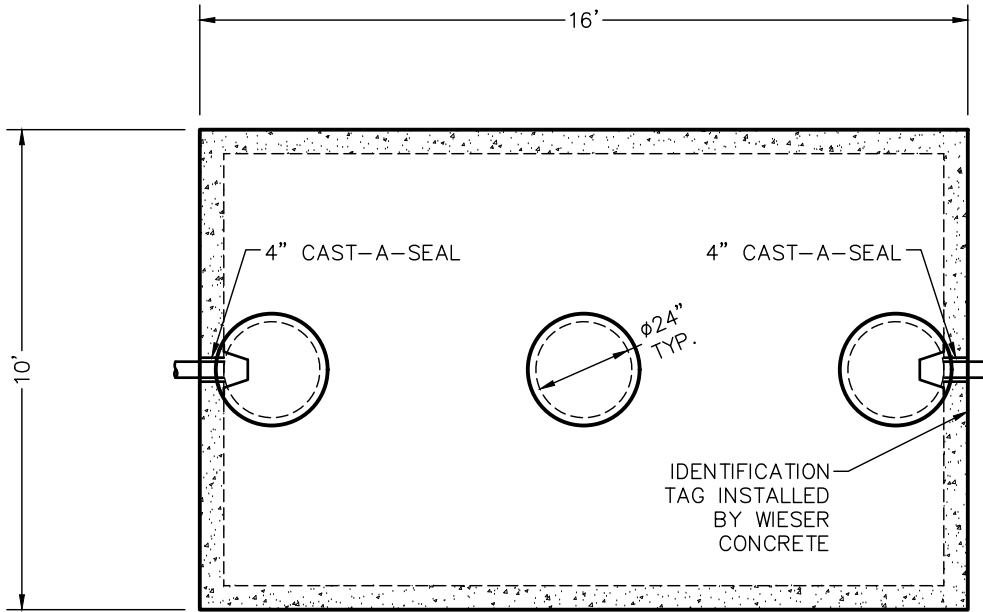
REVIEWED BY \_\_\_\_\_  
 REVIEW DATE \_\_\_\_\_

**DRAWINGS SUBMITTED  
FOR APPROVAL**

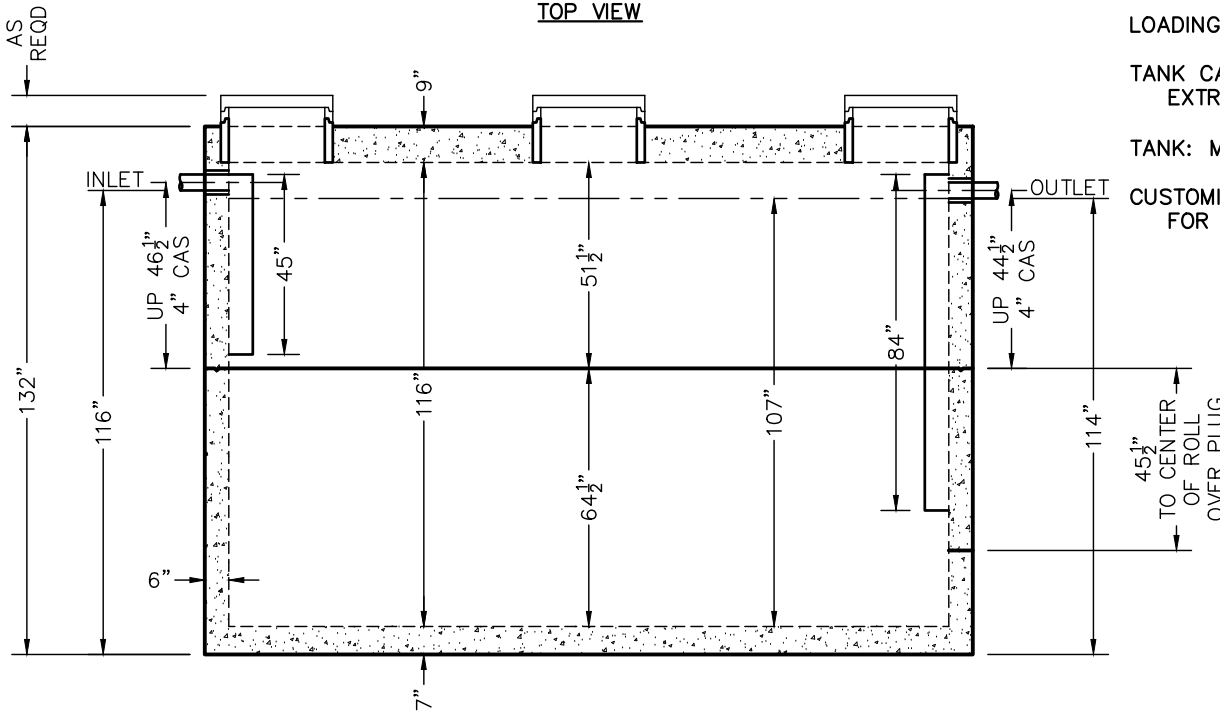
APPROVED BY: \_\_\_\_\_  
 APPROVAL DATE: \_\_\_\_\_  
 PRODUCTS NEEDED BY: \_\_\_\_\_

|  |       |      |                     |               |                |                  |
|--|-------|------|---------------------|---------------|----------------|------------------|
| PRE-POUR:  | DATE: | REV. | SCALE: 1/4" = 1'-0" | DRAWN BY: WCP | DATE: 00/00/00 | FILE: wehd8000gi |
| POST-POUR:   |       |      |                     |               |                |                  |
| <b>WIESER CONCRETE</b>                                 |       |      |                     |               |                |                  |
| W3716 US HWY 10, MAIDEN ROCK, WI 54750<br>800-325-8456 |       |      |                     |               |                |                  |
| WEHD8000GI   |       |      | SEPTIC MANUAL       |               |                |                  |
| SHEET NO.  |       |      | 1 OF 1              |               |                |                  |

# WEHD9000 GREASE INTERCEPTOR TANK SPECIFICATIONS



TOP VIEW



SIDE VIEW

**DIMENSIONS:**  
 WALL: 6"  
 BOTTOM: 7"  
 COVER: 9"  
 MANHOLE: 24" I.D. PRECAST CONCRETE RISER  
 HEIGHT: 132" O.D.  
 LENGTH: 16'-0" O.D.  
 WIDTH: 10'-0" O.D.  
 BELOW INLET: 116" O.D.  
 LIQUID LEVEL: 107"  
 WEIGHT: 34,090 LBS. TOP SECTION  
 34,165 LBS. BOTTOM SECTION

**INLET AND OUTLET:**  
 4" CAST-A-SEAL BOOT OR EQUAL GASKET

**INLET AND OUTLET BAFFLES:**  
 AS SHOWN

**LIQUID CAPACITY:** 84.15 GAL/IN

**LOADING DESIGN:** 12'-0" UNSATURATED SOIL / HS-20

**TANK CAN BE USED AS:**  
 EXTRA HEAVY DUTY GREASE INTERCEPTOR

**TANK: MIX DESIGN #8 (NO FIBER)**

**CUSTOMIZED TANKS:**  
 FOR CUSTOM TANKS CONTACT WIESER CONCRETE

**WIESER CONCRETE**  
 W3716 US HWY 10, MAIDEN ROCK, WI 54750  
 800-325-8456

WEHD9000GI  
 SEPTIC MANUAL

SHEET NO.  
 1 OF 1

REVIEWED BY \_\_\_\_\_  
 REVIEW DATE \_\_\_\_\_

**DRAWINGS SUBMITTED  
 FOR APPROVAL**  
 APPROVED BY: \_\_\_\_\_  
 APPROVAL DATE: \_\_\_\_\_  
 PRODUCTS NEEDED BY: \_\_\_\_\_

TANKS ARE MANUFACTURED TO MEET OR EXCEED ASTM C-1227 & C-1613 REQUIREMENTS

# WEHD10000 GREASE INTERCEPTOR TANK SPECIFICATIONS

## DIMENSIONS:

WALL: 6"  
 BOTTOM: 7"  
 COVER: 9"  
 MANHOLE: 24" I.D. PRECAST CONCRETE RISER  
 HEIGHT: 144" O.D.  
 LENGTH: 16'-0" O.D.  
 WIDTH: 10'-0" O.D.  
 BELOW INLET: 128" O.D.  
 LIQUID LEVEL: 119"  
 WEIGHT: 35,965 LBS. TOP SECTION  
 36,040 LBS. BOTTOM SECTION

INLET AND OUTLET:  
 4" CAST-A-SEAL BOOT OR EQUAL GASKET

INLET AND OUTLET BAFFLES:  
 AS SHOWN

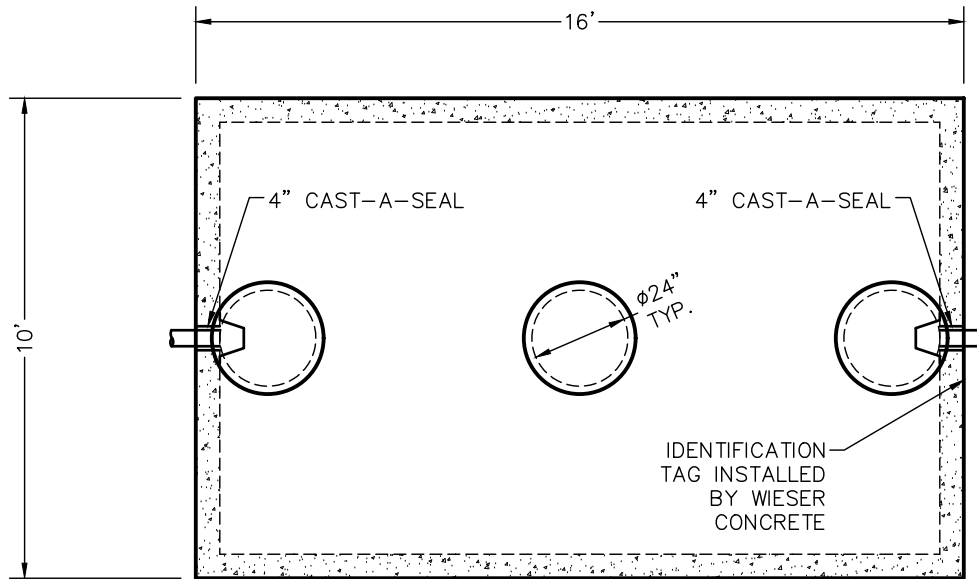
LIQUID CAPACITY: 84.15 GAL/IN

LOADING DESIGN: 12'-0" UNSATURATED SOIL / HS-20

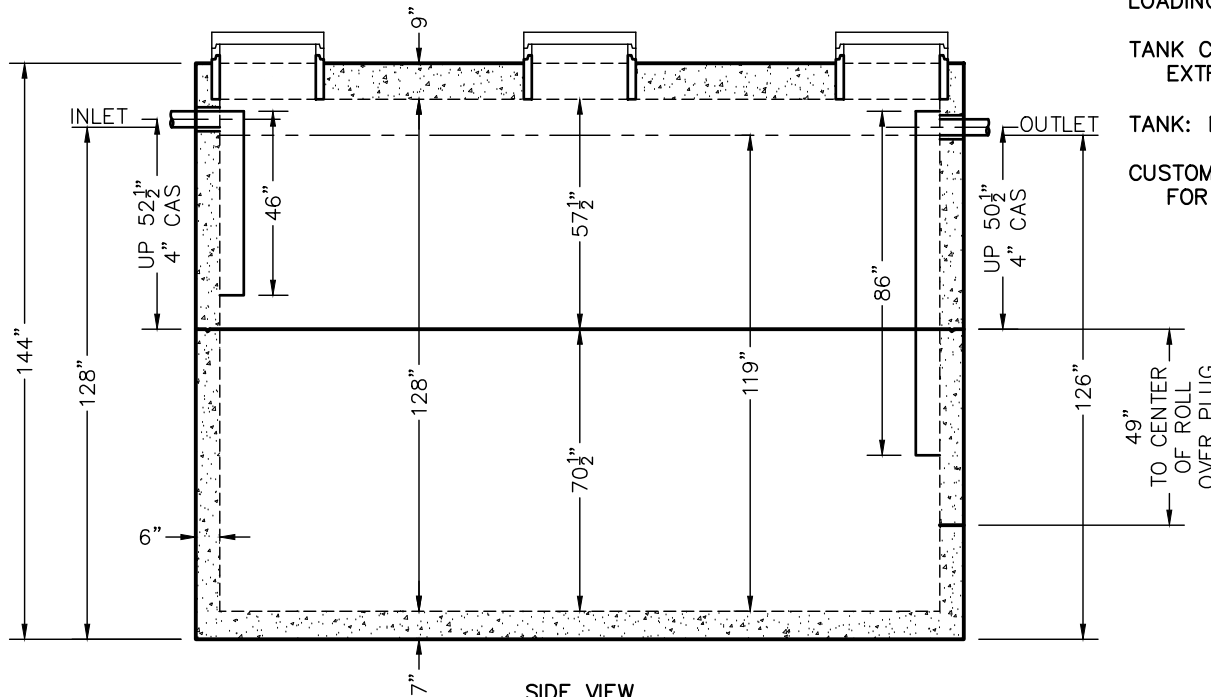
TANK CAN BE USED AS:  
 EXTRA HEAVY DUTY GREASE INTERCEPTOR

TANK: MIX DESIGN #8 (NO FIBER)

CUSTOMIZED TANKS:  
 FOR CUSTOM TANKS CONTACT WIESER CONCRETE



TOP VIEW



SIDE VIEW

TANKS ARE MANUFACTURED TO MEET OR EXCEED ASTM C-1227 & C-1613 REQUIREMENTS

REVIEWED BY \_\_\_\_\_  
 REVIEW DATE \_\_\_\_\_

**DRAWINGS SUBMITTED  
FOR APPROVAL**

APPROVED BY: \_\_\_\_\_  
 APPROVAL DATE: \_\_\_\_\_  
 PRODUCTS NEEDED BY: \_\_\_\_\_

|  |       |      |                     |               |                |                   |
|--|-------|------|---------------------|---------------|----------------|-------------------|
| PRE-POUR:  | DATE: | REV. | SCALE: 1/4" = 1'-0" | DRAWN BY: WCP | DATE: 00/00/00 | FILE: wehd10000gi |
| POST-POUR:   |       |      |                     |               |                |                   |
| <b>WIESER CONCRETE</b>                                 |       |      |                     |               |                |                   |
| W3716 US HWY 10, MAIDEN ROCK, WI 54750<br>800-325-8456 |       |      |                     |               |                |                   |
| WEHD10000GI  |       |      | SEPTIC MANUAL       |               |                |                   |
| SHEET NO.  |       |      |                     |               |                | 1                 |
|  |       |      |                     |               |                | OF                |
|  |       |      |                     |               |                | 1                 |

Click on blue model # to view individual drawings.

**HOOT SYSTEM AEROBIC TANKS 800-325-8456 Rev February 2022**

| <i>MODEL #</i>                 | <i>AEROBIC UNIT</i> | <i>EXTRA TANK NEEDED</i> | <i>GALLON CAPACITY</i> | <i>WISCONSIN FILE NO.</i> | <i>EXP. DATE</i> | <i>INLET (INCHES)</i> | <i>SHAPE</i> | <i>DIMENSIONS (INCHES)</i> | <i>LIQUID CAPACITY (GALLONS/INCH)</i> |
|--------------------------------|---------------------|--------------------------|------------------------|---------------------------|------------------|-----------------------|--------------|----------------------------|---------------------------------------|
| <b>AEROBIC TREATMENT TANKS</b> |                     |                          |                        |                           |                  |                       |              |                            |                                       |
| <a href="#">H-500 A</a>        | 500 GPD             | NO                       | N/A                    |                           |                  | 57                    | Rectangle    | 8'-9 1/2" x 6'-2 1/2"      | 400 (Septic)<br>715<br>205            |
| <a href="#">H-600 A</a>        | 600 GPD             | NO                       | N/A                    |                           |                  | 57                    | Rectangle    | 8'-9 1/2" x 6'-2 1/2"      | 400 (Septic)<br>715<br>205            |
| <a href="#">H-1000 A</a>       | 1000 GPD            | YES                      | N/A                    |                           |                  | 70                    | Rectangle    | 13'-1" x 7'-5"             | 1430<br>410                           |



# HOOT SYSTEMS, LLC.

[www.hootsystems.com](http://www.hootsystems.com)



Certified to  
NSF/ANSI  
Standard 40



Onsite  
Monitoring  
Ready

## H-Series Gravity Treatment System

### Green Choice Applications:

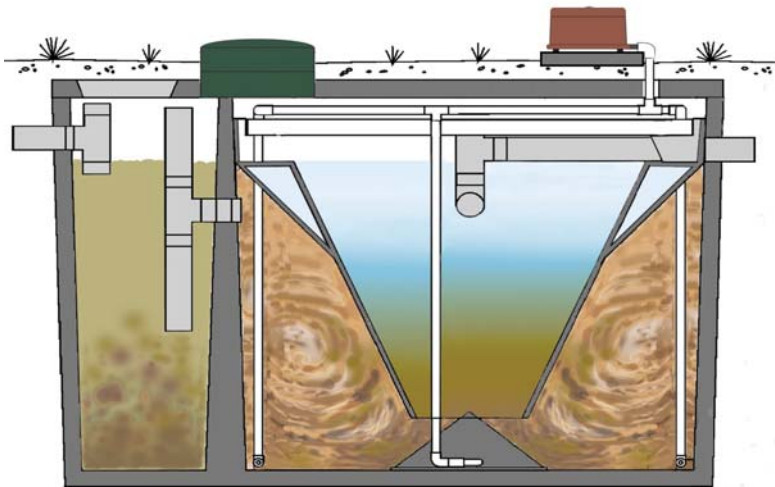
Single and Multi-Family Dwellings, light commercial, Churches, and other similar Residential strength uses.

### Performance:

98% Reduction CBOD<sub>5</sub>  
99% Reduction TSS  
99% Conversion of Ammonia (NH<sub>3</sub>)  
Fecal <1,000 w/o disinfection

### Range of Sizes:

500, 600, 750 & 1000 GPD



### High performance, low cost, energy efficient treatment system

The H-Series Gravity Treatment System provides high performance at a price comparable to most entry level ATU's. Producing effluent of less than 3 mg/L on CBOD<sub>5</sub> and 2 mg/L on TSS, it far exceeds the secondary standards of 25 mg/L on CBOD<sub>5</sub> and 30 mg/L on TSS. With these results, many locations allow reductions in disposal areas between 25 and 40%. Because the H-Series completely transforms ammonia into nitrate, it is best suited for applications with rich organic soil content, surface plant growth and depth to groundwater to prevent nitrogen pollution of the water table.

### Simple installation, reliable performance, low cost of ownership

This level of performance is enhanced by its simple installation, energy efficient performance and low cost long term maintenance and ownership. The systems components are assembled at controlled manufacturing facilities, rather than in the field, to ensure reliable performance with local support.

### Energy efficient, environmental protection

Made of locally available and manufactured concrete, the H-Series features an energy efficient linear compressor that uses less power than an average light bulb. Its polyethylene clarifier hopper is made of recycled milk jugs. Choose Hoot, and you make a sensible, decision to protect the environment as you protect our most precious resource, our water.

### Drainfield and Vertical Separation Reductions

With gravity flow discharge, the H-Series allows you to choose your disposal application from conventional lateral lines, leeching chambers, other alternative drainfield materials. In some areas direct discharge is an option as well. Reductions of vertical separations to groundwater and impermeable layers such as rock range from 1 to 2 feet.

### Make the green choice for wastewater treatment

Your wastewater system is the most expensive and important appliance you will ever purchase. Don't settle for just any system. Protect your family and the environment with a Hoot H-Series System.

**Wieser Concrete Products Inc. 1-800-325-8456 [www.wieserconcrete.com](http://www.wieserconcrete.com)**



**HOOT SYSTEMS, LLC.**  
www.hootsystems.com

**500 GPD GRAVITY DISCHARGE SYSTEM**

**H-500 A**

**H-500 A  
TANK SPECIFICATIONS**

**DIMENSIONS:**

- WALL: 3"
- BOTTOM: 3"
- COVER: 4"
- MANHOLE: 24" I.D. PRECAST CONCRETE RISER
- HEIGHT: 70" O.D.
- LENGTH: 8'-9 1/2" O.D.
- WIDTH: 6'-2 1/2" O.D.
- BELOW INLET: 57" O.D.
- LIQUID LEVEL: 51"
- WEIGHT: BOTTOM 8,405 LBS.  
COVER 2,730 LBS.

**INLET AND OUTLET:**

4" CAST-A-SEAL BOOT OR EQUAL GASKET

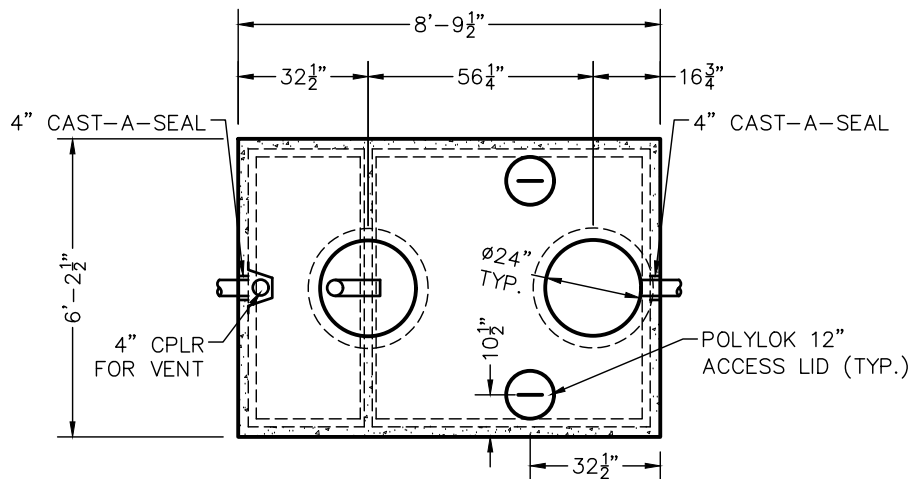
COVER: MIX DESIGN #8 (NO FIBER)

TANK: MIX DESIGN #9 (SMALL FIBER)

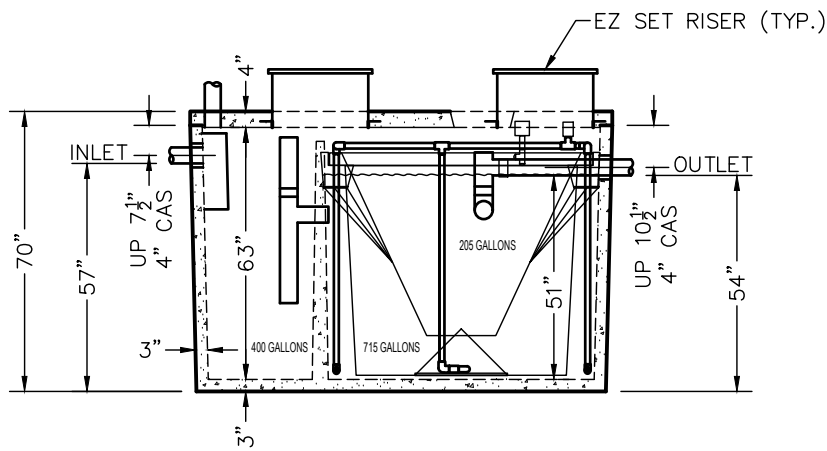
**CUSTOMIZED TANKS:**

FOR CUSTOM TANKS CONTACT WIESER CONCRETE

INCLUDE 12"X16"X3 1/2"  
PUMP PAD FOR BLOWER  
UNIT FOR EACH TANK



**TOP VIEW**



**SIDE VIEW**

TANKS ARE MANUFACTURED TO MEET OR EXCEED ASTM C-1227 REQUIREMENTS

REVIEWED BY \_\_\_\_\_  
REVIEW DATE \_\_\_\_\_

**DRAWINGS SUBMITTED  
FOR APPROVAL**

APPROVED BY: \_\_\_\_\_  
APPROVAL DATE: \_\_\_\_\_  
PRODUCTS NEEDED BY: \_\_\_\_\_

|  |                     |               |                |
|--|---------------------|---------------|----------------|
| PRE-POUR:                              |                     | DATE:         |                |
| REV.                                   | SCALE: 1/4" = 1'-0" | DRAWN BY: WCP | DATE: 00/00/00 |
| POST-POUR:                             | FILE: h-500a        |               |                |
| <b>WIESER CONCRETE</b>                 |                     |               |                |
| W3716 US HWY 10, MAIDEN ROCK, WI 54750 |                     |               |                |
| 800-325-8456                           |                     |               |                |
| H-500A                                 |                     | SEPTIC MANUAL |                |
|  |                     | SHEET NO.     |                |
|  |                     | 1 OF 1        |                |



**HOOT SYSTEMS, LLC.**  
www.hootsystems.com

600 GPD GRAVITY DISCHARGE SYSTEM

H-600 A

# H-600 A TANK SPECIFICATIONS

**DIMENSIONS:**

- WALL: 3"
- BOTTOM: 3"
- COVER: 4"
- MANHOLE: 24" I.D. EZ SNAP RISER
- HEIGHT: 70" O.D.
- LENGTH: 8'-10" O.D.
- WIDTH: 6'-2 1/2" O.D.
- BELOW INLET: 57" O.D.
- LIQUID LEVEL: 51"
- WEIGHT: BOTTOM 8,395 LBS.  
COVER 2,740 LBS.

**INLET AND OUTLET:**

4" CAST-A-SEAL BOOT OR EQUAL GASKET

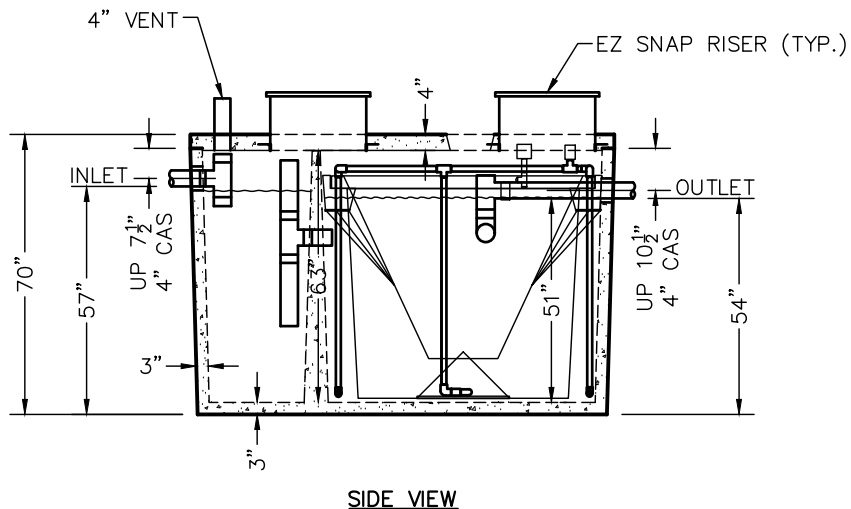
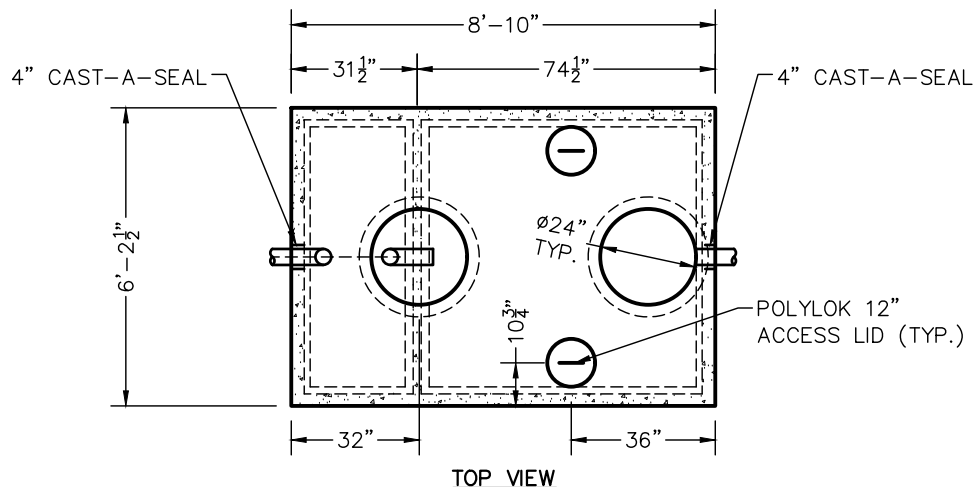
COVER: MIX DESIGN #8 (NO FIBER)

TANK: MIX DESIGN #9 (SMALL FIBER)

**CUSTOMIZED TANKS:**

FOR CUSTOM TANKS CONTACT WIESER CONCRETE

INCLUDE 12"X16"X3 1/2"  
PUMP PAD FOR BLOWER  
UNIT FOR EACH TANK



TANKS ARE MANUFACTURED TO MEET OR EXCEED ASTM C-1227 REQUIREMENTS

REVIEWED BY \_\_\_\_\_  
REVIEW DATE \_\_\_\_\_

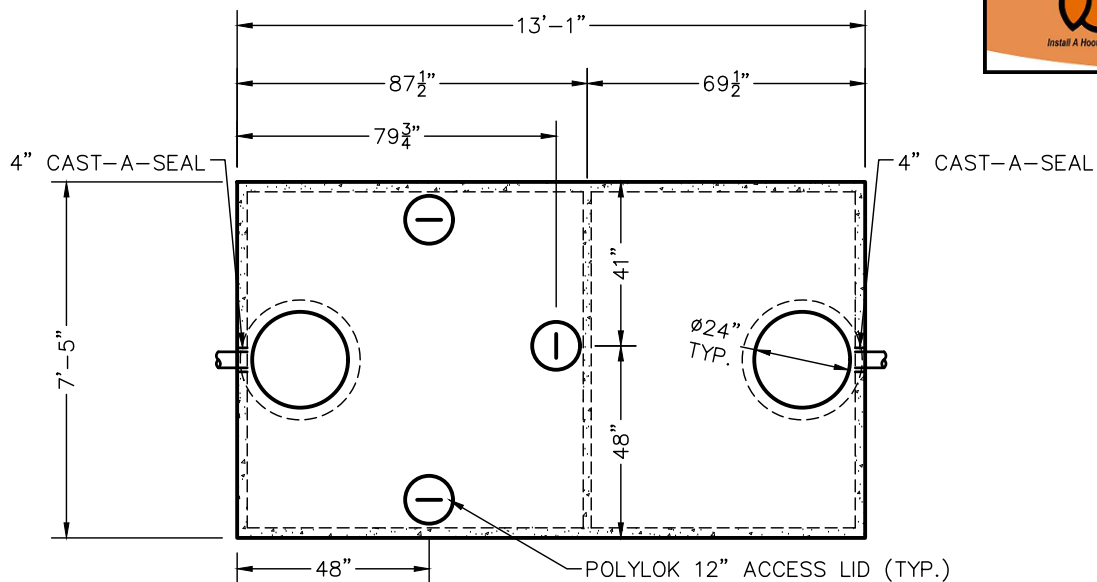
**DRAWINGS SUBMITTED  
FOR APPROVAL**

APPROVED BY: \_\_\_\_\_  
APPROVAL DATE: \_\_\_\_\_  
PRODUCTS NEEDED BY: \_\_\_\_\_

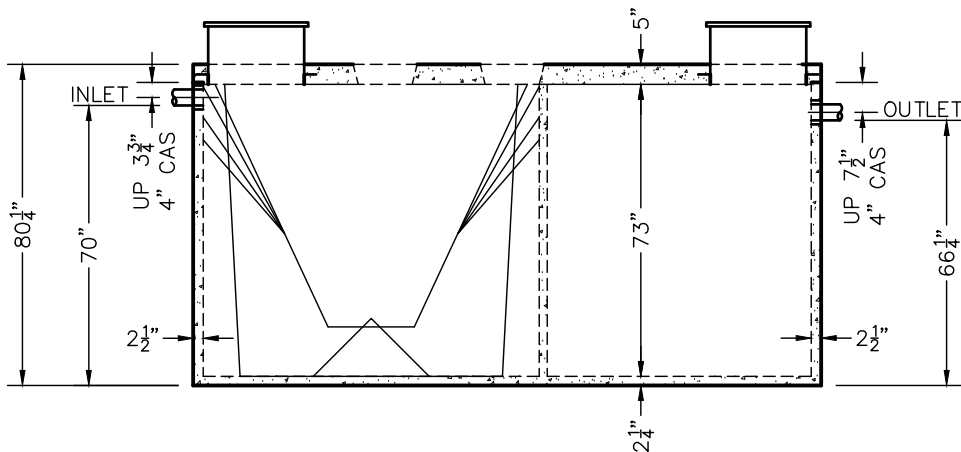
|            |  |                     |               |  |
|------------|--|---------------------|---------------|--|
| PRE-POUR:  |  | DATE:               |               | <b>WIESER CONCRETE</b><br>W3716 US HWY 10, MAIDEN ROCK, WI 54750<br>800-325-8456 |
| POST-POUR: |  | REV.                |               |  |
|            |  | SCALE: 1/4" = 1'-0" | DRAWN BY: WCP |  |
|            |  | DATE: 00/00/00      | FILE: h-600a  |  |
| H-600A     |  | SEPTIC MANUAL       |               |  |
|            |  |                     |               | SHEET NO.<br>1 OF 1  |



**HOOT SYSTEMS, LLC.**  
www.hootsystems.com



TOP VIEW



SIDE VIEW

**1000 GPD DRIP SYSTEM  
H-1000 A  
H-1000 A  
TANK SPECIFICATIONS**

**DIMENSIONS:**  
WALL: 2 1/2"  
BOTTOM: 2 1/4"  
COVER: 5"  
MANHOLE: 24" I.D. PRECAST CONCRETE RISER  
HEIGHT: 80 1/4" O.D.  
LENGTH: 13'-1" O.D.  
WIDTH: 7'-5" O.D.  
BELOW INLET: 70" O.D.  
WEIGHT: BOTTOM 11,498 LBS.  
COVER 6,066 LBS.

**INLET AND OUTLET:**  
4" CAST-A-SEAL BOOT OR EQUAL GASKET

**COVER:** MIX DESIGN #8 (NO FIBER)  
**TANK:** MIX DESIGN #9 (SMALL FIBER)

**CUSTOMIZED TANKS:**

INCLUDE 12"X16"X3 1/2"  
PUMP PAD FOR BLOWER  
UNIT FOR EACH TANK

REVIEWED BY \_\_\_\_\_  
REVIEW DATE \_\_\_\_\_

**DRAWINGS SUBMITTED  
FOR APPROVAL**

APPROVED BY: \_\_\_\_\_  
APPROVAL DATE: \_\_\_\_\_  
PRODUCTS NEEDED BY: \_\_\_\_\_

TANKS ARE MANUFACTURED TO MEET OR EXCEED ASTM C-1227 REQUIREMENTS

|                     |               |                |               |  |  |
|---------------------|---------------|----------------|---------------|--|--|
| PRE-POUR:           |               | DATE:          |               | REV.   |  |
| SCALE: 1/4" = 1'-0" | DRAWN BY: WCP | DATE: 00/00/00 | FILE: h-1000a | <b>WIESER CONCRETE</b><br>W3716 US HWY 10, MAIDEN ROCK, WI 54750<br>800-325-8456 |  |
|                     |               |                |               |  |  |
| H-1000A             |               | SEPTIC MANUAL  |               |  |  |
|                     |               | SHEET NO.      |               |  |  |
|                     |               | 1 OF 1         |               |  |  |



Click on blue model # to view individual drawings.

**AEROBIC TANKS & TREATMENT SYSTEM TANKS 800-325-8456 Rev February 2022**

| <b>MODEL #</b>   | <b>AEROBIC UNIT</b>   | <b>EXTRA TANK NEEDED</b> | <b>GALLON CAPACITY</b> | <b>WISCONSIN eSLA PTO No:</b> | <b>EXP. DATE</b> | <b>INLET (INCHES)</b> | <b>SHAPE</b> | <b>DIMENSIONS (INCHES)</b> | <b>LIQUID CAPACITY (GALLONS/INCH)</b>            |
|--|---|--------------------------|------------------------|-------------------------------|------------------|-----------------------|--------------|----------------------------|--|
| <b>AEROBIC TREATMENT TANKS - PG #1</b>                 |   |                          |                        |                               |                  |                       |              |                            |  |
| <a href="#">W1000-P BIO</a>                            | 500 GPD Microfast   | NO                       | N/A                    | 031601177                     | March-21         | 47.5                  | Oval         | 10'-1" x 5'-7"             | 26.00  |
| <a href="#">WLP550/450/650-FDL BIO SEPTIC/BIO/PUMP</a> | 500 GPD Bio-Microbics Microfast                             | NO                       | N/A                    | 032000049                     | March-25         | 46                    | Rectangle    | 13'-4" x 6'-0"             | 13.61 (Septic)<br>11.13 (Filter)<br>15.93 (Pump) |
| <a href="#">W950/475/900-P BIO SEPTIC/BIO/PUMP</a>     | 500 GPD Bio-Microbics Microfast                             | NO                       | N/A                    | 112000083                     | November-25      | 65                    | Rectangle    | 12'-2 1/4" x 6'-7 1/4"     | 16.03 (Septic)<br>8.55 (Filter)<br>15.43 (Pump)  |
| <a href="#">W700/700/900-P BIO SEPTIC/BIO/PUMP</a>     | 600 GPD Bio-Microbics Microfast                             | NO                       | N/A                    | 112000081                     | November-25      | 65                    | Rectangle    | 12'-2 1/4" x 6'-7 1/4"     | 12.29 (Septic)<br>12.29 (Filter)<br>15.43 (Pump) |
| <a href="#">W600/800/900-P BIO SEPTIC/BIO/PUMP</a>     | 900 GPD Bio-Microbics Microfast                             | NO                       | N/A                    | 112000082                     | November-25      | 65                    | Rectangle    | 12'-2 1/4" x 6'-7 1/4"     | 7.31 (Septic)<br>16.96 (Filter)<br>16.73 (Pump)  |
| <a href="#">W975/1425 BIO SEPTIC/BIO</a>               | 500 GPD Bio-Microbics Microfast                             | NO                       | N/A                    | 032000031                     | January-25       | 65                    | Rectangle    | 12'-2 1/4" x 6'-7 1/4"     | 16.44 (Septic)<br>24.91 (Filter)                 |
| <a href="#">W975/1425 BIO SEPTIC/BIO</a>               | 750 GPD Bio-Microbics Microfast                             | NO                       | N/A                    | 032000031                     | January-25       | 65                    | Rectangle    | 12'-2 1/4" x 6'-7 1/4"     | 16.44 (Septic)<br>24.91 (Filter)                 |
| <a href="#">W975/1425 BIO SEPTIC/BIO</a>               | 900 GPD Bio-Microbics Microfast                             | NO                       | N/A                    | 032000031                     | January-25       | 65                    | Rectangle    | 12'-2 1/4" x 6'-7 1/4"     | 16.44 (Septic)<br>24.91 (Filter)                 |
| <a href="#">W975/1425 BIO SEPTIC/BIO</a>               | 1500 GPD Bio-Microbics Microfast                            | NO                       | N/A                    | N/A                           | N/A              | 65                    | Rectangle    | 12'-2 1/4" x 6'-7 1/4"     | 16.44 (Septic)<br>24.91 (Filter)                 |
| <a href="#">W1425/975 BIO BIO/PUMP</a>                 | 500 GPD Bio-Microbics Microfast                             | NO                       | N/A                    | 032000032                     | January-25       | 61                    | Rectangle    | 12'-2 1/4" x 6'-7 1/4"     | 24.91 (Filter)<br>16.44 (Pump)                   |
| <a href="#">W1425/975 BIO BIO/PUMP</a>                 | 750 GPD Bio-Microbics Microfast                             | NO                       | N/A                    | 032000032                     | January-25       | 61                    | Rectangle    | 12'-2 1/4" x 6'-7 1/4"     | 24.91 (Filter)<br>16.44 (Pump)                   |
| <a href="#">W1425/975 BIO BIO/PUMP</a>                 | 900 GPD Bio-Microbics Microfast                             | NO                       | N/A                    | 032000032                     | January-25       | 61                    | Rectangle    | 12'-2 1/4" x 6'-7 1/4"     | 24.91 (Filter)<br>16.44 (Pump)                   |
| <a href="#">W1425/975 BIO BIO/PUMP</a>                 | 1000 GPD Bio-Microbics High Strength Fast                   | NO                       | N/A                    | 032000032                     | January-25       | 61                    | Rectangle    | 12'-2 1/4" x 6'-7 1/4"     | 24.91 (Filter)<br>16.44 (Pump)                   |
| <a href="#">W1425/975 BIO BIO/PUMP</a>                 | 1500 GPD Bio-Microbics High Strength Fast                   | NO                       | N/A                    | N/A                           | N/A              | 61                    | Rectangle    | 12'-2 1/4" x 6'-7 1/4"     | 24.91 (Filter)<br>16.44 (Pump)                   |
| <a href="#">W1250/750 BIO- MR</a>                      | 750 GPD Bio-Microbics Microfast                             | NO                       | N/A                    | N/A                           | N/A              | 51                    | Oval         | 12'-11" x 7'-2"            | 27.66 (Filter)<br>16.12 (Pump)                   |
| <a href="#">WLP1800/1100 BIO- MR</a>                   | 750 GPD Bio-Microbics Microfast                             | NO                       | N/A                    | 112000080                     | November-25      | 50                    | Rectangle    | 15'-4" x 8'-6"             | 41.86 (Filter)<br>25.58 (Pump)                   |
| <a href="#">WLP1800/1100 BIO- MR</a>                   | 900 GPD Bio-Microbics Microfast                             | NO                       | N/A                    | 112000080                     | November-25      | 50                    | Rectangle    | 15'-4" x 8'-6"             | 41.86 (Filter)<br>25.58 (Pump)                   |
| <a href="#">W2000 BIO- MR</a>                          | 1500 GPD Bio-Microbics Microfast                            | NO                       | N/A                    | 111805947                     | January-24       | 53                    | Oval         | 12'-7" x 7'-2"             | 42.92  |
| <a href="#">W2000 BIO- MR</a>                          | 1500 GPD Bio-Microbics High Strength Fast                   | NO                       | N/A                    | 111805947                     | January-24       | 53                    | Oval         | 12'-7" x 7'-2"             | 42.92  |
| <a href="#">W2400 BIO</a>                              | (Two) 900 GPD, Micro & High<br>(Two) 1000 GPD, Micro & High | YES                      | 500                    | 20190120                      | June-24          | 61                    | Rectangle    | 12'-2 1/4" x 6'-7 1/4"     | 42.46  |
| <a href="#">W2400 BIO</a>                              | 900 GPD Bio-Microbics Microfast                             | NO                       | N/A                    | 20190120                      | June-24          | 61                    | Rectangle    | 12'-2 1/4" x 6'-7 1/4"     | 42.46  |
| <a href="#">W2400 BIO</a>                              | 1000 GPD Bio-Microbics High Strength Fast                   | NO                       | N/A                    | 20190120                      | June-24          | 61                    | Rectangle    | 12'-2 1/4" x 6'-7 1/4"     | 42.46  |
| <a href="#">W2400 BIO</a>                              | 1500 GPD Bio-Microbics Microfast                            | NO                       | N/A                    | 20190120                      | June-24          | 61                    | Rectangle    | 12'-2 1/4" x 6'-7 1/4"     | 42.46  |
| <a href="#">W2700 BIO</a>                              | 3000 GPD Bio-Microbics High Strength Fast                   | NO                       | N/A                    | 011601166                     | February-21      | 61                    | Rectangle    | 12'-2 1/4" x 6'-7 1/4"     | 42.46  |

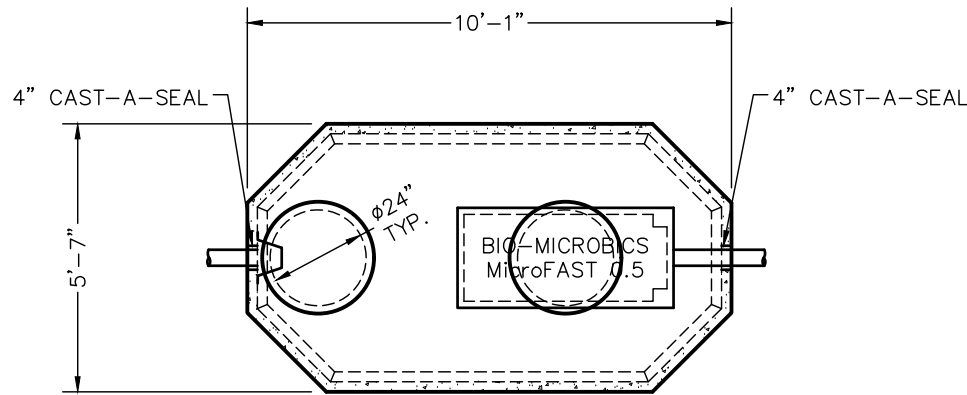
Continued on page #2

Click on blue model # to view individual drawings.

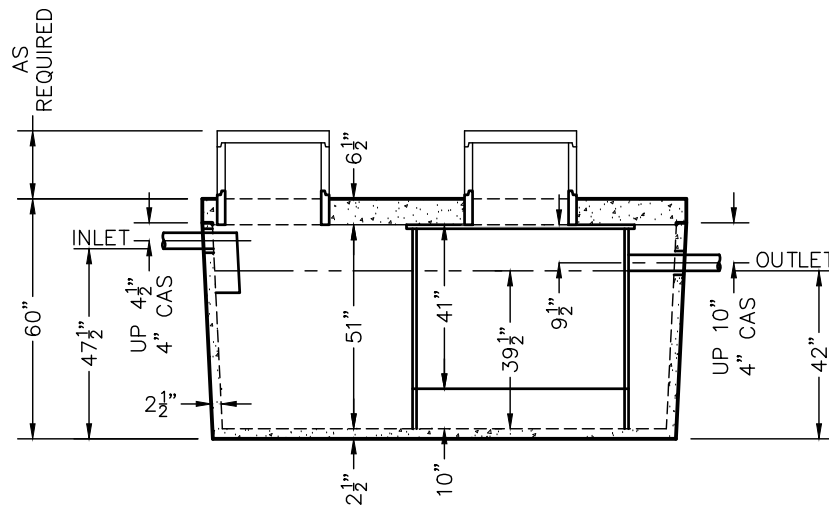
**AEROBIC TANKS & TREATMENT SYSTEM TANKS 800-325-8456 Rev February 2022**

| <b>MODEL #</b>  | <b>AEROBIC UNIT</b>                       | <b>EXTRA TANK NEEDED</b> | <b>GALLON CAPACITY</b> | <b>WISCONSIN eSLA PTO No:</b> | <b>EXP. DATE</b> | <b>INLET (INCHES)</b> | <b>SHAPE</b> | <b>DIMENSIONS (INCHES)</b> | <b>LIQUID CAPACITY (GALLONS/INCH)</b> |
|---|---|--------------------------|------------------------|-------------------------------|------------------|-----------------------|--------------|----------------------------|---------------------------------------|
| <b>AEROBIC TREATMENT TANKS - PG #2 (Continued from page #1)</b> |   |                          |                        |                               |                  |                       |              |                            |                                       |
| <a href="#">W4000 BIO</a>                                       | 3000 GPD Bio-Microbics Microfast          | NO                       | N/A                    | 011601169                     | February-21      | 75 3/4                | Rectangle    | 13'-8" x 8'-0"             | 58.85                                 |
| <a href="#">W4000 BIO</a>                                       | 3000 GPD Bio-Microbics High Strength Fast | NO                       | N/A                    | 011601169                     | February-21      | 75 3/4                | Rectangle    | 13'-8" x 8'-0"             | 58.85                                 |
| <a href="#">W5000 BIO</a>                                       | 4500 GPD Bio-Microbics Microfast          | YES                      | 1406                   | 031601178                     | March-21         | 67 1/4                | Rectangle    | 15'-2 5/8" x 8'-4 5/8"     | 70.06                                 |
| <a href="#">W5000 BIO</a>                                       | 4500 GPD Bio-Microbics High Strength Fast | YES                      | 1406                   | 031601178                     | March-21         | 67 1/4                | Rectangle    | 15'-2 5/8" x 8'-4 5/8"     | 70.06                                 |
| <a href="#">W6010 BIO</a>                                       | (Two) 3000 GPD Microfast                  | YES                      | 1406                   | 041801246                     | May-23           | 84 1/2                | Rectangle    | 15'-4" x 8'-6"             | 70.71                                 |
| <a href="#">W6010 BIO</a>                                       | (Two) 3000 GPD High Strength Fast         | YES                      | 1406                   | 041801246                     | May-23           | 84 1/2                | Rectangle    | 15'-4" x 8'-6"             | 70.71                                 |
| <a href="#">W6010 BIO</a>                                       | 4500 GPD Bio-Microbics Microfast          | NO                       | N/A                    | 20190118                      | June-24          | 87 1/2                | Rectangle    | 15'-4" x 8'-6"             | 70.06                                 |
| <a href="#">W6010 BIO</a>                                       | 4500 GPD Bio-Microbics High Strength Fast | NO                       | N/A                    | 20190118                      | June-24          | 87 1/2                | Rectangle    | 15'-4" x 8'-6"             | 70.06                                 |
| <a href="#">W9000 BIO</a>                                       | 9000 GPD High Strength Fast               | YES                      | 2813                   | 20190121                      | June-24          | 84                    | Rectangle    | 20'-0" x 12'-0"            | 126.90                                |
| <a href="#">W1250-MR NIBBLER JR.</a>                            | 500 GPD                                   | NO                       | N/A                    | 041801248                     | May-23           | 53                    | Oval         | 8'-8" x 7'-2"              | 26.81                                 |
| <a href="#">W4200 NIBBLER</a>                                   | 8-15 Nibbler Pods                         | YES                      | N/A                    | N/A                           | N/A              | 79                    | Rectangle    | 13'-8" x 8'-0"             | 58.85                                 |
| <a href="#">W1648/822 NIBBLER</a>                               | Nibbler Pods                              | YES                      | N/A                    | N/A                           | N/A              | 65                    | Rectangle    | 12'-2 1/4" x 6'-7 1/4"     | 27.47 (Septic)<br>13.7 (Pump)         |
| <b>TREATMENT SYSTEMS</b>  |   |                          |                        |                               |                  |                       |              |                            |                                       |
| <a href="#">ADVANTEK AX10 WLP 1000/650 FDL</a>                  | 450 GPD Treatment System                  | NO                       | N/A                    | 041801249                     | May-23           | 46                    | Rectangle    | 13'-4" x 6'-0"             | 24.74 (Septic)<br>15.94 (Filter)      |
| <a href="#">ADVANTEK AX10/20</a>                                | 450 or 900 GPD Treatment System           | NO                       | N/A                    | 011601167                     | February-21      | 43                    | Rectangle    | 14'-7" x 7'-0"             | 33.44 (Septic)<br>20.60 (Filter)      |
| <a href="#">ADVANTEK AX20</a>                                   | 900 GPD Treatment System                  | NO                       | N/A                    | 011601168                     | February-21      | 58                    | Rectangle    | 15'-9" x 7'-0"             | 37.92 (Septic)<br>18.98 (Filter)      |
| <a href="#">ADVANTEK AX10 W3000/1800</a>                        | 450 or 600 GPD Treatment System           | NO                       | N/A                    | N/A                           | N/A              | 78 1/2                | Rectangle    | 15'-2 5/8" x 8'-4 5/8"     | 41.67 (Septic)<br>25.00 (Filter)      |

# W1000-P BIO MICROFAST® 0.5 TANK SPECIFICATIONS



TOP VIEW



SIDE VIEW

**DIMENSIONS:**

- WALL: 2 1/2"
- BOTTOM: 2 1/2"
- COVER: 6 1/2"
- MANHOLE: 24" I.D. PRECAST CONCRETE RISER
- HEIGHT: 60" O.D.
- LENGTH: 10'-1" O.D.
- WIDTH: 5'-7" O.D.
- BELOW INLET: 47 1/2" O.D.
- LIQUID LEVEL: 39 1/2"
- WEIGHT: BOTTOM 6,155 LBS.  
COVER 4,135 LBS.

**INLET AND OUTLET:**

4" CAST-A-SEAL BOOT OR EQUAL GASKET

**INLET BAFFLE:**

WISCONSIN, SEE DETAIL #10  
(OTHER STATES SEE CHART)

LIQUID CAPACITY: 26.00 GAL/IN

LOADING DESIGN: 8'-0" UNSATURATED SOIL

COVER: MIX DESIGN #8 (NO FIBER)

TANK: MIX DESIGN #10 (STRUCTURAL FIBER)

**CUSTOMIZED TANKS:**

FOR CUSTOM TANKS CONTACT WIESER CONCRETE

TANKS ARE MANUFACTURED TO MEET OR EXCEED ASTM C-1227 REQUIREMENTS

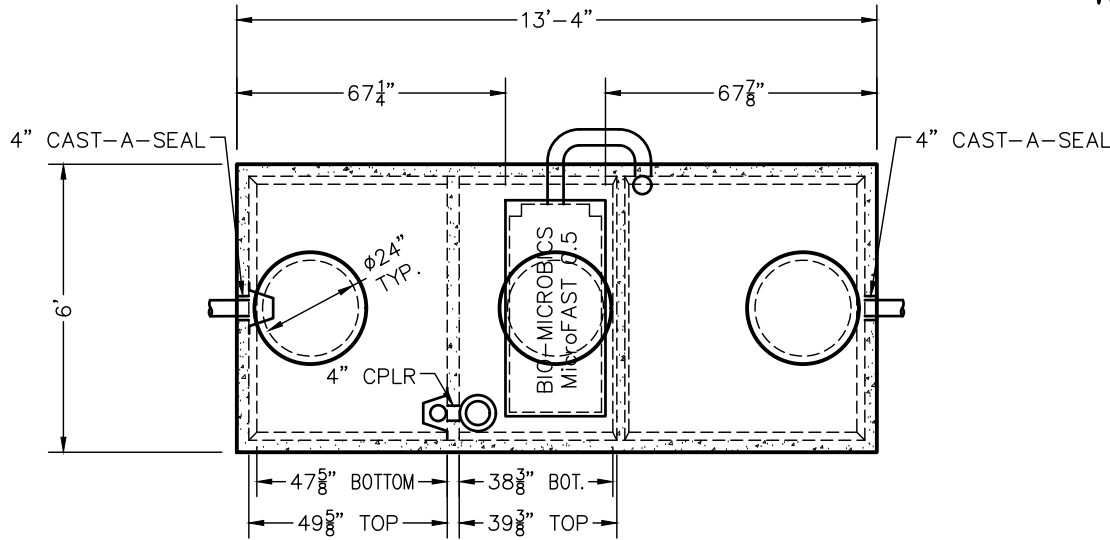
REVIEWED BY \_\_\_\_\_  
REVIEW DATE \_\_\_\_\_

**DRAWINGS SUBMITTED FOR APPROVAL**

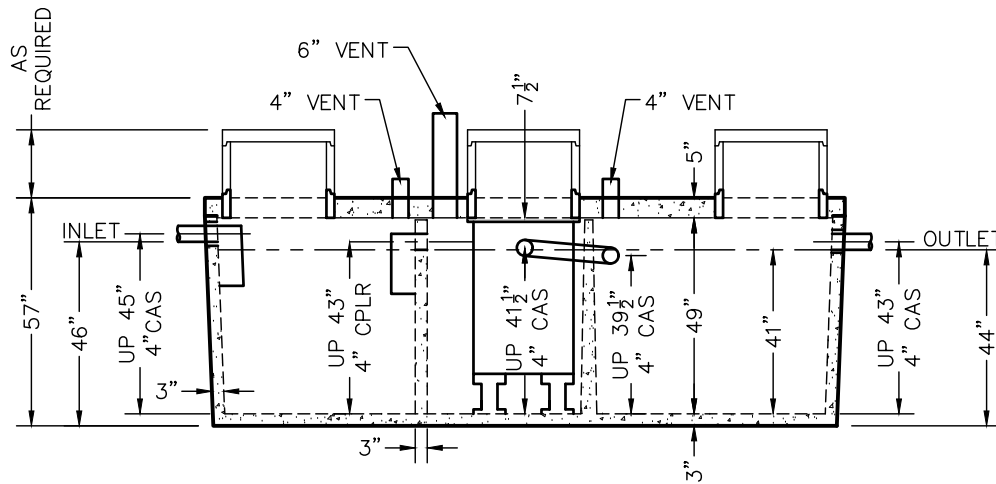
APPROVED BY: \_\_\_\_\_  
APPROVAL DATE: \_\_\_\_\_  
PRODUCTS NEEDED BY: \_\_\_\_\_

|  |       |               |                                 |
|--|-------|---------------|---------------------------------|
| PRE-POUR:  | DATE: | REV.          | SCALE: 1/4" = 1'-0"             |
| POST-POUR:   |       |               | DRAWN BY: WCP                   |
|  |       |               | DATE: 00/00/00                  |
|  |       |               | FILE: w1000-p bio microfast 500 |
| <b>WIESER CONCRETE</b>                                 |       |               |                                 |
| W3716 US HWY 10, MAIDEN ROCK, WI 54750<br>800-325-8456 |       |               |                                 |
| W1000-P BIO MICROFAST<br>500                           |       | SEPTIC MANUAL |                                 |
| SHEET NO.<br>1   |       | OF<br>1       |                                 |

# WLP550/450/650 BIO 500 GPD MICROFAST® 0.5 TANK SPECIFICATIONS



TOP VIEW



SIDE VIEW

**DIMENSIONS:**  
 WALL: 3"  
 BOTTOM: 3"  
 COVER: 5"  
 MANHOLE: 24" I.D. PRECAST CONCRETE RISER  
 HEIGHT: 57" O.D.  
 LENGTH: 13'-4" O.D.  
 WIDTH: 6'-0" O.D.  
 BELOW INLET: 46" O.D.  
 LIQUID LEVEL: 41"  
 WEIGHT: BOTTOM 10,000 LBS.  
 COVER 5,000 LBS.

**INLET AND OUTLET:**  
 4" CAST-A-SEAL BOOT OR EQUAL GASKET

**INLET AND OUTLET Baffle AND FILTER:**  
 WISCONSIN, SEE DETAIL #10  
 (OTHER STATES SEE CHART)

**LIQUID CAPACITY:** 13.61 GAL/IN (SEPTIC)  
 11.13 GAL/IN (BIO)  
 15.93 GAL/IN (PUMP)

**LOADING DESIGN:** 8'-0" UNSATURATED SOIL

**COVER:** MIX DESIGN #8 (NO FIBER)  
**TANK:** MIX DESIGN #9 (SMALL FIBER)

**CUSTOMIZED TANKS:**  
 FOR CUSTOM TANKS CONTACT WIESER CONCRETE

REVIEWED BY \_\_\_\_\_  
 REVIEW DATE \_\_\_\_\_

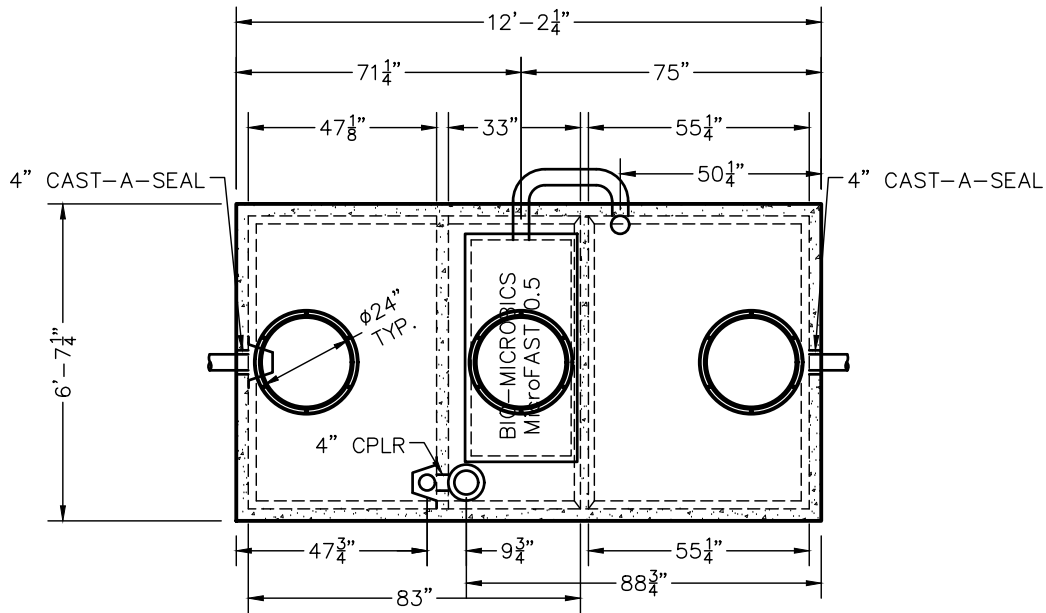
**DRAWINGS SUBMITTED  
FOR APPROVAL**

APPROVED BY: \_\_\_\_\_  
 APPROVAL DATE: \_\_\_\_\_  
 PRODUCTS NEEDED BY: \_\_\_\_\_

TANKS ARE MANUFACTURED TO MEET OR EXCEED ASTM C-1227 REQUIREMENTS

|  |               |                |  |      |   |
|--|---------------|----------------|--|------|---|
| PRE-POUR:  |               | DATE:          |  | REV. |   |
| SCALE: 1/4" = 1'-0"                                    | DRAWN BY: WCP | DATE: 00/00/00 | FILE: wlp550-450-650 fdl microfast 500 |      |   |
| <b>WIESER CONCRETE</b>                                 |               |                |  |      |   |
| W3716 US HWY 10, MAIDEN ROCK, WI 54750<br>800-325-8456 |               |                |  |      |   |
| WLP550-450-650 FDL<br>MICROFAST 500<br>SEPTIC MANUAL   |               |                |  |      |   |
| SHEET NO.<br>1 OF 1                                    |               |                |  |      | 1 |

# W950/475/900-P BIO 500 GPD MICROFAST® 0.5 TANK SPECIFICATIONS



TOP VIEW

**DIMENSIONS:**  
 WALL: 3"  
 BOTTOM: 3"  
 COVER: 5"  
 MANHOLE: 24" I.D. OSI STARTER  
 HEIGHT: 76" O.D.  
 LENGTH: 12'-2 1/4" O.D.  
 WIDTH: 6'-7 1/4" O.D.  
 BELOW INLET: 65" O.D.  
 LIQUID LEVEL: 60" (SEPTIC)  
 WEIGHT: BOTTOM 15,065 LBS.  
 COVER 5,030 LBS.

**INLET AND OUTLET:**  
 4" CAST-A-SEAL BOOT OR EQUAL GASKET

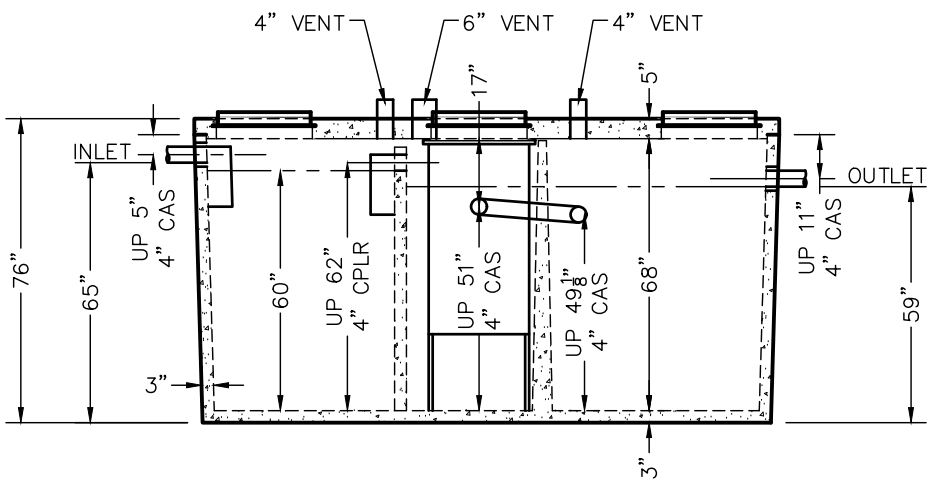
**INLET AND OUTLET BAFFLE:**  
 AS SHOWN

**LIQUID CAPACITY:** 16.03 GAL/IN (SEPTIC)  
 8.55 GAL/IN (BIO)  
 15.43 GAL/IN (PUMP)

**LOADING DESIGN:** 8'-0" UNSATURATED SOIL

**COVER:** MIX DESIGN #8 (NO FIBER)  
**TANK:** MIX DESIGN #9 (SMALL FIBER)

**CUSTOMIZED TANKS:**  
 FOR CUSTOM TANKS CONTACT WIESER CONCRETE



SIDE VIEW

REVIEWED BY \_\_\_\_\_  
 REVIEW DATE \_\_\_\_\_

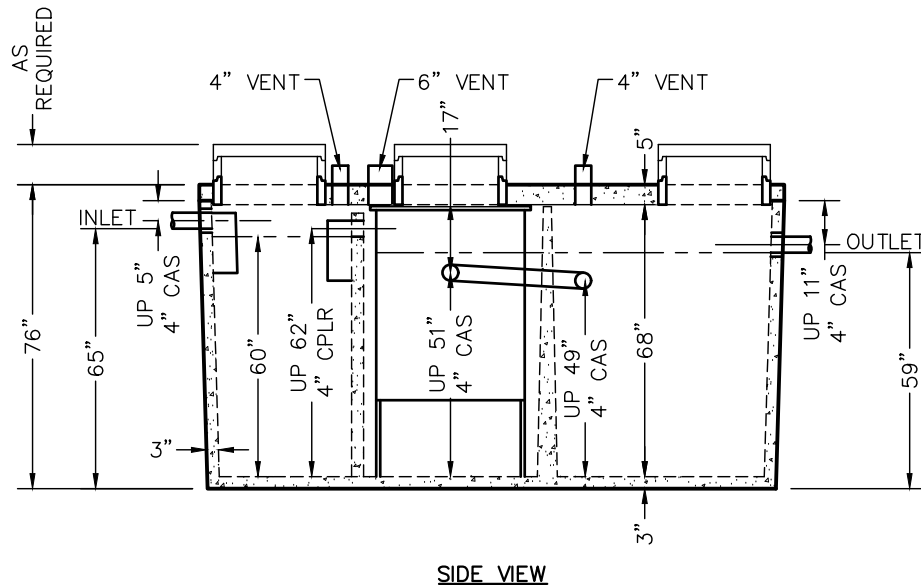
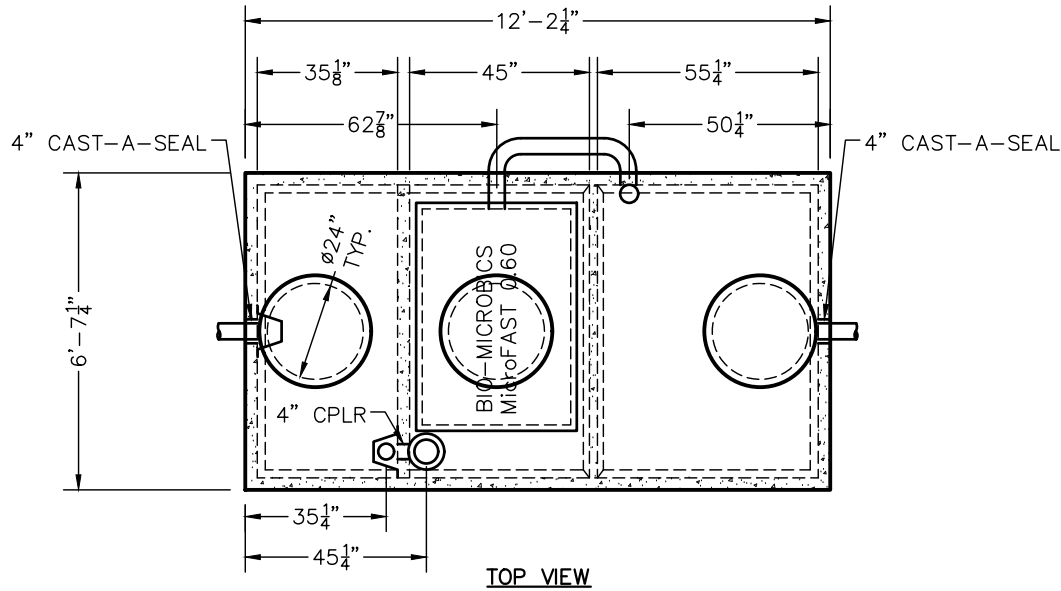
**DRAWINGS SUBMITTED  
FOR APPROVAL**

APPROVED BY: \_\_\_\_\_  
 APPROVAL DATE: \_\_\_\_\_  
 PRODUCTS NEEDED BY: \_\_\_\_\_

TANKS ARE MANUFACTURED TO MEET OR EXCEED ASTM C-1227 REQUIREMENTS

|  |       |      |                     |               |                |
|--|-------|------|---------------------|---------------|----------------|
| PRE-POUR:  | DATE: | REV. | SCALE: 1/4" = 1'-0" | DRAWN BY: WCP | DATE: 00/00/00 |
| POST-POUR:   |       |      |                     |               |                |
| <b>WIESER CONCRETE</b>                                 |       |      |                     |               |                |
| w3716 US HWY 10, MAIDEN ROCK, WI 54750<br>800-325-8456 |       |      |                     |               |                |
| W950-475-900-P BIO<br>MICROFAST 500                    |       |      | SEPTIC MANUAL       |               |                |
| SHEET NO.<br>1 OF 1                                    |       |      |                     |               |                |

# W700/700/900-P BIO 600 GPD MICROFAST® 0.60 TANK SPECIFICATIONS



**DIMENSIONS:**  
 WALL: 3"  
 BOTTOM: 3"  
 COVER: 5"  
 MANHOLE: 24" I.D. PRECAST CONCRETE RISER  
 HEIGHT: 76" O.D.  
 LENGTH: 12'-2 1/4" O.D.  
 WIDTH: 6'-7 1/4" O.D.  
 BELOW INLET: 65" O.D.  
 LIQUID LEVEL: 60" (SEPTIC)  
 WEIGHT: BOTTOM 15,065 LBS.  
 COVER 5,030 LBS.

**INLET AND OUTLET:**  
 4" CAST-A-SEAL BOOT OR EQUAL GASKET

**INLET AND OUTLET BAFFLE:**  
 AS SHOWN

**LIQUID CAPACITY:** 12.29 GAL/IN (SEPTIC)  
 12.29 GAL/IN (BIO)  
 16.44 GAL/IN (PUMP)

**LOADING DESIGN:** 8'-0" UNSATURATED SOIL

**COVER:** MIX DESIGN #8 (NO FIBER)  
**TANK:** MIX DESIGN #9 (SMALL FIBER)

**CUSTOMIZED TANKS:**  
 FOR CUSTOM TANKS CONTACT WIESER CONCRETE

REVIEWED BY \_\_\_\_\_  
 REVIEW DATE \_\_\_\_\_

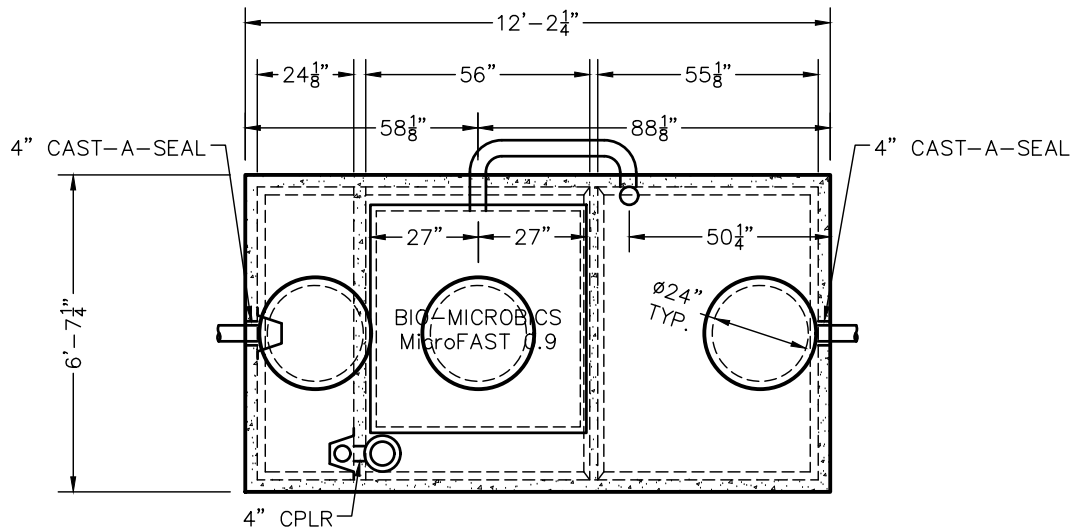
**DRAWINGS SUBMITTED  
 FOR APPROVAL**

APPROVED BY: \_\_\_\_\_  
 APPROVAL DATE: \_\_\_\_\_  
 PRODUCTS NEEDED BY: \_\_\_\_\_

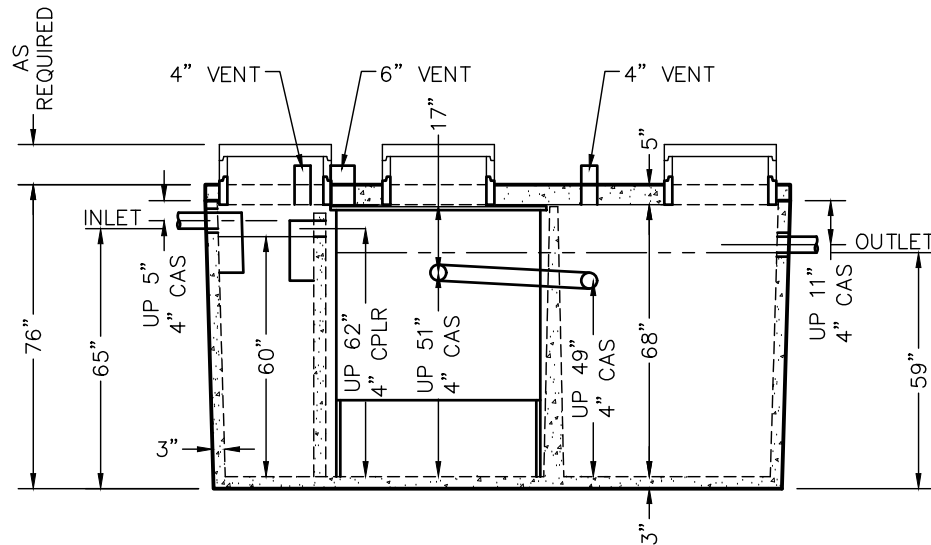
TANKS ARE MANUFACTURED TO MEET OR EXCEED ASTM C-1227 REQUIREMENTS

|  |               |                |  |      |  |
|--|---------------|----------------|--|------|--|
| PRE-POUR:  |               | DATE:          |  | REV. |  |
| SCALE: 1/4" = 1'-0"                                    | DRAWN BY: WCP | DATE: 00/00/00 | FILE: w700-700-900-p bio microfast 600 |      |  |
| <b>WIESER CONCRETE</b>                                 |               |                |  |      |  |
| w3716 US HWY 10, MAIDEN ROCK, WI 54750<br>800-325-8456 |               |                |  |      |  |
| W700-700-900-P BIO<br>MICROFAST 600<br>SEPTIC MANUAL   |               |                |  |      |  |
| SHEET NO.<br>1 OF 1                                    |               |                |  |      |  |

# W600/800/900-P BIO 900 GPD MICROFAST® 0.90 TANK SPECIFICATIONS



TOP VIEW



SIDE VIEW

**DIMENSIONS:**  
 WALL: 3"  
 BOTTOM: 3"  
 COVER: 5"  
 MANHOLE: 24" I.D. PRECAST CONCRETE RISER  
 HEIGHT: 76" O.D.  
 LENGTH: 12'-2 1/4" O.D.  
 WIDTH: 6'-7 1/4" O.D.  
 BELOW INLET: 65" O.D.  
 LIQUID LEVEL: 60" (SEPTIC)  
 WEIGHT: BOTTOM 15,065 LBS.  
 COVER 5,030 LBS.

**INLET AND OUTLET:**  
 4" CAST-A-SEAL BOOT OR EQUAL GASKET

**INLET AND OUTLET BAFFLE:**  
 AS SHOWN

**LIQUID CAPACITY:** 7.31 GAL/IN (SEPTIC)  
 16.96 GAL/IN (BIO)  
 16.73 GAL/IN (PUMP)

**LOADING DESIGN:** 8'-0" UNSATURATED SOIL

**COVER:** MIX DESIGN #8 (NO FIBER)  
**TANK:** MIX DESIGN #9 (SMALL FIBER)

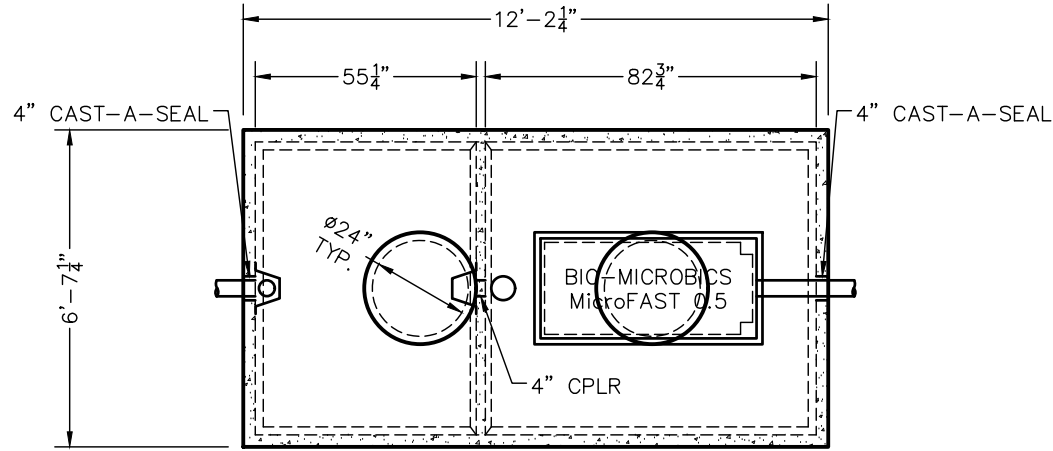
**CUSTOMIZED TANKS:**  
 FOR CUSTOM TANKS CONTACT WIESER CONCRETE

TANKS ARE MANUFACTURED TO MEET OR EXCEED ASTM C-1227 REQUIREMENTS

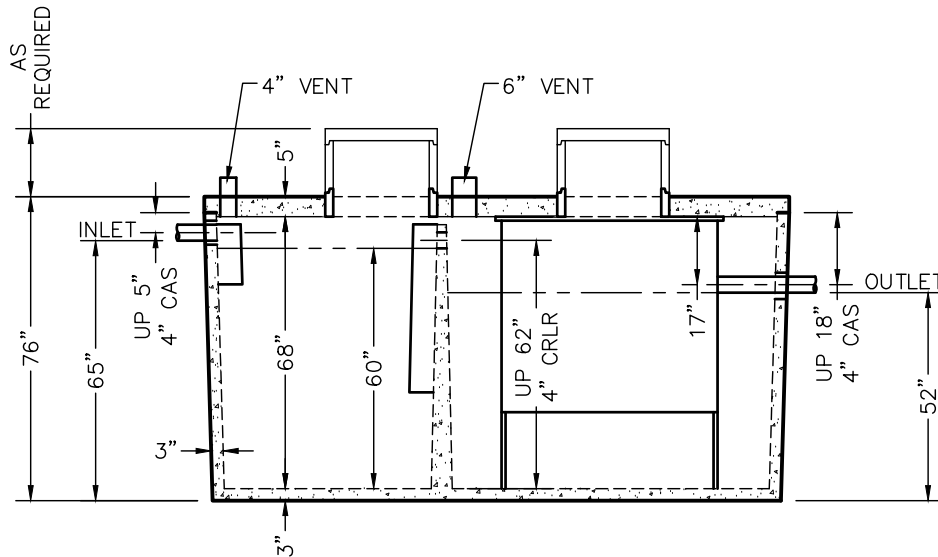
|   |
|---|
| REVIEWED BY _____<br>REVIEW DATE _____                                  |
| <b>DRAWINGS SUBMITTED<br/>FOR APPROVAL</b>                              |
| APPROVED BY: _____<br>APPROVAL DATE: _____<br>PRODUCTS NEEDED BY: _____ |

|  |               |  |  |
|--|---------------|--|--|
| PRE-POUR:<br>POST-POUR:  | DATE:<br>REV. | SCALE: 1/4" = 1'-0"<br>DRAWN BY: WCP<br>DATE: 00/00/00 | FILE: w600-800-900-p bio microfast 900 |
| <b>WIESER CONCRETE</b><br>W3716 US HWY 10, MAIDEN ROCK, WI 54750<br>800-325-8456 |               |  |  |
| W600-800-900-P BIO<br>MICROFAST 900<br>SEPTIC MANUAL                             |               |  |  |
| SHEET NO.<br>1 OF 1  |               |  |  |

# W975/1425 BIO 500 GPD MICROFAST® 0.5 TANK SPECIFICATIONS



TOP VIEW



SIDE VIEW

**DIMENSIONS:**  
 WALL: 3"  
 BOTTOM: 3"  
 COVER: 5"  
 MANHOLE: 24" I.D. PRECAST CONCRETE RISER  
 HEIGHT: 76" O.D.  
 LENGTH: 12'-2 1/4" O.D.  
 WIDTH: 6'-7 1/4" O.D.  
 BELOW INLET: 65" O.D.  
 LIQUID LEVEL: 60"  
 WEIGHT: BOTTOM 15,065 LBS.  
 COVER 5,030 LBS.

**INLET AND OUTLET:**  
 4" CAST-A-SEAL BOOT OR EQUAL GASKET

**INLET AND OUTLET BAFFLES:**  
 AS SHOWN

**LIQUID CAPACITY:** 16.44 GAL/IN (SEPTIC)  
 24.91 GAL/IN (BIO)

**LOADING DESIGN:** 8'-0" UNSATURATED SOIL

**COVER:** MIX DESIGN #8 (NO FIBER)  
**TANK:** MIX DESIGN #9 (SMALL FIBER)

**CUSTOMIZED TANKS:**  
 FOR CUSTOM TANKS CONTACT WIESER CONCRETE

REVIEWED BY \_\_\_\_\_  
 REVIEW DATE \_\_\_\_\_

**DRAWINGS SUBMITTED  
 FOR APPROVAL**

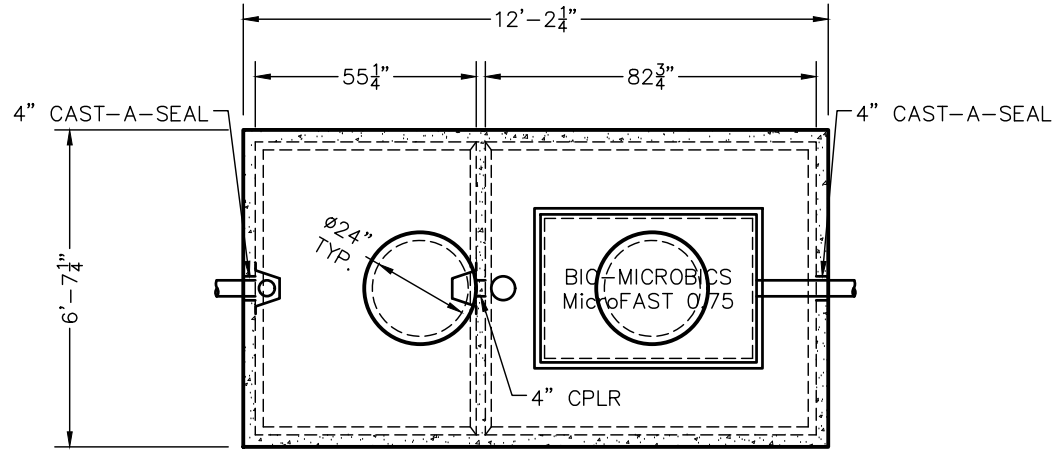
APPROVED BY: \_\_\_\_\_  
 APPROVAL DATE: \_\_\_\_\_  
 PRODUCTS NEEDED BY: \_\_\_\_\_

TANKS ARE MANUFACTURED TO MEET OR EXCEED ASTM C-1227 REQUIREMENTS

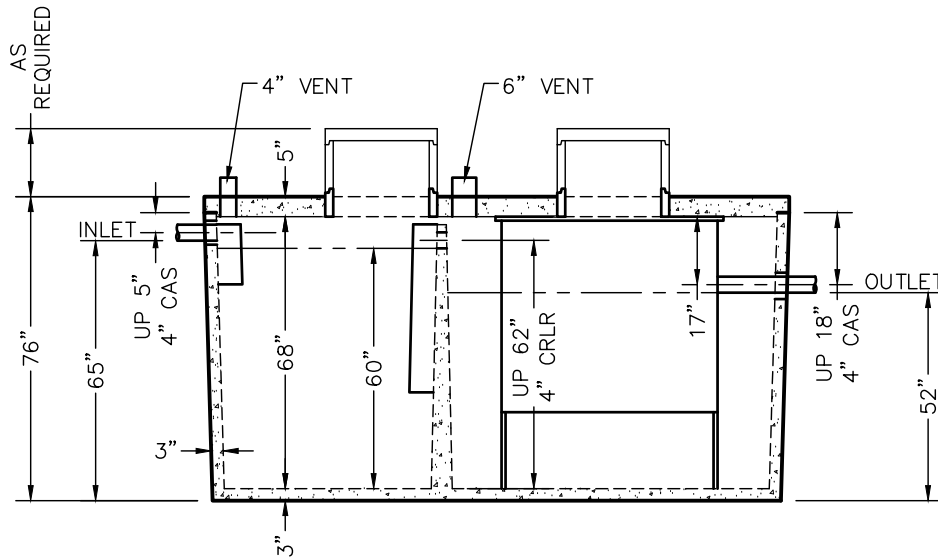
|  |       |      |                     |
|--|-------|------|---------------------|
| PRE-POUR:                              | DATE: | REV. | SCALE: 1/4" = 1'-0" |
| POST-POUR:                             |       |      | DRAWN BY: WCP       |
|  |       |      | DATE: 00/00/00      |
| FILE: w975-1425 bio microfast 500      |       |      |                     |
| <b>WIESER CONCRETE</b>                 |       |      |                     |
| w3716 US HWY 10, MAIDEN ROCK, WI 54750 |       |      |                     |
| 800-325-8456                           |       |      |                     |
| W975-1425 BIO MICROFAST 500            |       |      |                     |
| SEPTIC MANUAL                          |       |      |                     |
| SHEET NO. 1 OF 1                       |       |      |                     |



# W975/1425 BIO 750 GPD MICROFAST® 0.75 TANK SPECIFICATIONS



TOP VIEW



SIDE VIEW

**DIMENSIONS:**  
 WALL: 3"  
 BOTTOM: 3"  
 COVER: 5"  
 MANHOLE: 24" I.D. PRECAST CONCRETE RISER  
 HEIGHT: 76" O.D.  
 LENGTH: 12'-2 1/4" O.D.  
 WIDTH: 6'-7 1/4" O.D.  
 BELOW INLET: 65" O.D.  
 LIQUID LEVEL: 60"  
 WEIGHT: BOTTOM 15,065 LBS.  
 COVER 5,030 LBS.

**INLET AND OUTLET:**  
 4" CAST-A-SEAL BOOT OR EQUAL GASKET

**INLET AND OUTLET BAFFLES:**  
 AS SHOWN

**LIQUID CAPACITY:** 16.44 GAL/IN (SEPTIC)  
 24.91 GAL/IN (BIO)

**LOADING DESIGN:** 8'-0" UNSATURATED SOIL

**COVER:** MIX DESIGN #8 (NO FIBER)  
**TANK:** MIX DESIGN #9 (SMALL FIBER)

**CUSTOMIZED TANKS:**  
 FOR CUSTOM TANKS CONTACT WIESER CONCRETE

REVIEWED BY \_\_\_\_\_  
 REVIEW DATE \_\_\_\_\_

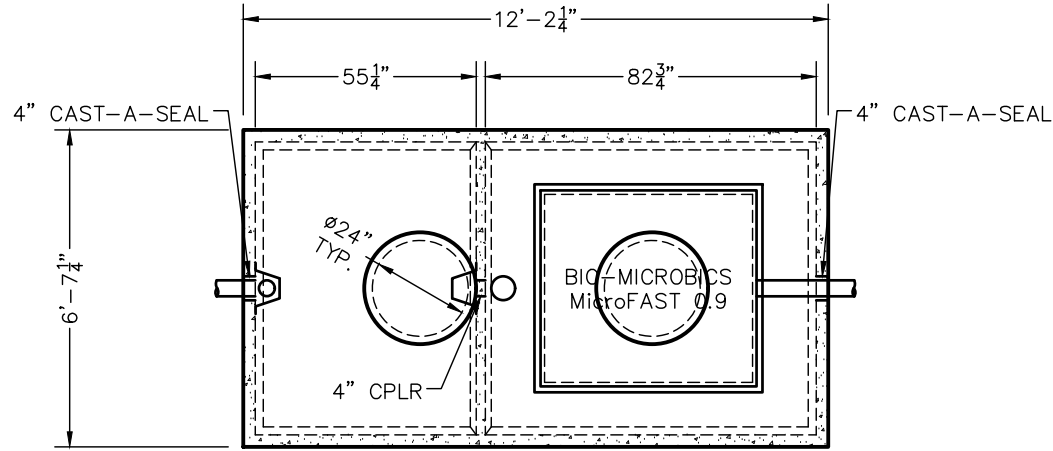
**DRAWINGS SUBMITTED  
 FOR APPROVAL**

APPROVED BY: \_\_\_\_\_  
 APPROVAL DATE: \_\_\_\_\_  
 PRODUCTS NEEDED BY: \_\_\_\_\_

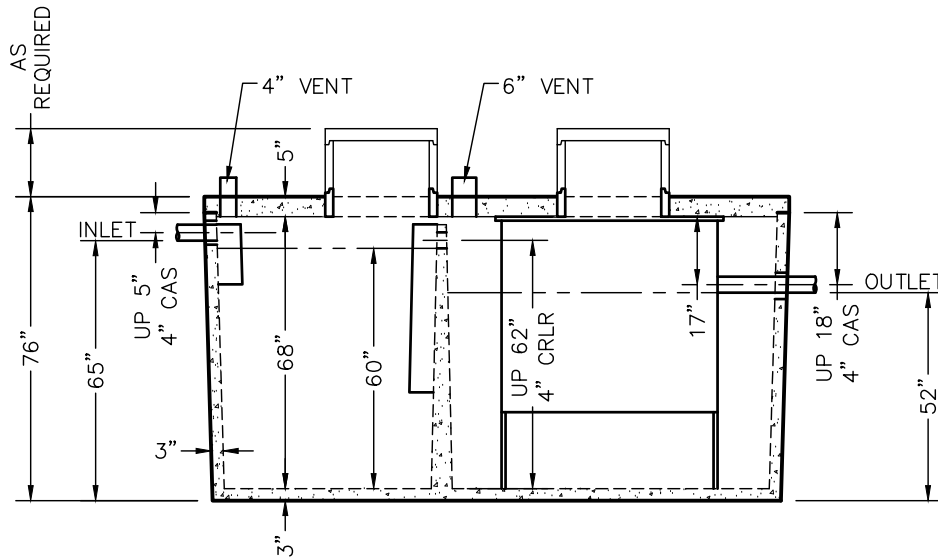
TANKS ARE MANUFACTURED TO MEET OR EXCEED ASTM C-1227 REQUIREMENTS

|  |               |                |                                   |
|--|---------------|----------------|-----------------------------------|
| PRE-POUR:  | DATE:         | REV.           | SCALE: 1/4" = 1'-0"               |
| POST-POUR:   | DRAWN BY: WCP | DATE: 00/00/00 | FILE: w975-1425 bio microfast 750 |
| <b>WIESER CONCRETE</b>                                 |               |                |                                   |
| w3716 US HWY 10, MAIDEN ROCK, WI 54750<br>800-325-8456 |               |                |                                   |
| W975-1425 BIO MICROFAST<br>750                         |               | SEPTIC MANUAL  |                                   |
| SHEET NO.<br>1   |               | OF<br>1        |                                   |

# W975/1425 BIO 900 GPD MICROFAST® 0.9 TANK SPECIFICATIONS



TOP VIEW



SIDE VIEW

**DIMENSIONS:**

- WALL: 3"
- BOTTOM: 3"
- COVER: 5"
- MANHOLE: 24" I.D. PRECAST CONCRETE RISER
- HEIGHT: 76" O.D.
- LENGTH: 12'-2 1/4" O.D.
- WIDTH: 6'-7 1/4" O.D.
- BELOW INLET: 65" O.D.
- LIQUID LEVEL: 60"
- WEIGHT: BOTTOM 15,065 LBS.  
COVER 5,030 LBS.

**INLET AND OUTLET:**

4" CAST-A-SEAL BOOT OR EQUAL GASKET

**INLET AND OUTLET BAFFLES:**

AS SHOWN

LIQUID CAPACITY: 16.44 GAL/IN (SEPTIC)  
24.91 GAL/IN (BIO)

LOADING DESIGN: 8'-0" UNSATURATED SOIL

COVER: MIX DESIGN #8 (NO FIBER)  
TANK: MIX DESIGN #9 (SMALL FIBER)

**CUSTOMIZED TANKS:**

FOR CUSTOM TANKS CONTACT WIESER CONCRETE

REVIEWED BY \_\_\_\_\_  
REVIEW DATE \_\_\_\_\_

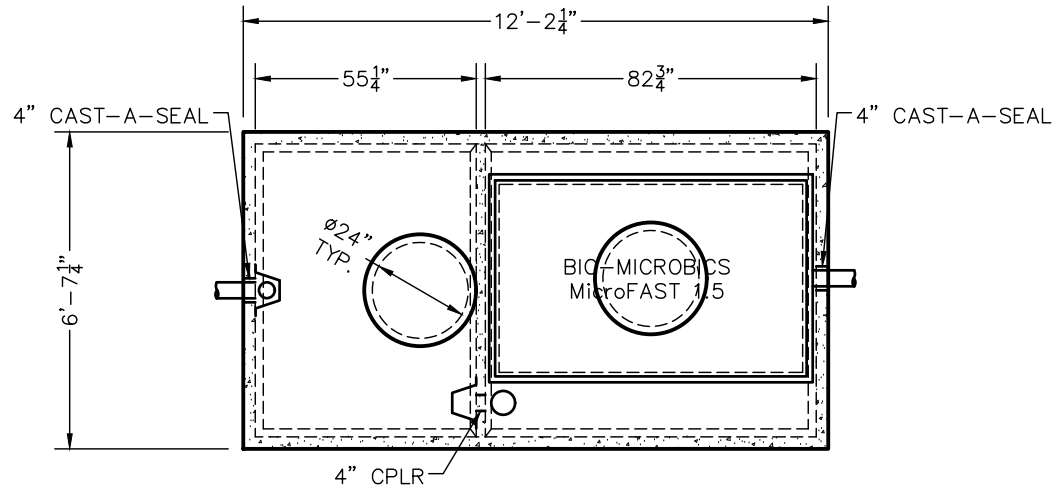
**DRAWINGS SUBMITTED  
FOR APPROVAL**

APPROVED BY: \_\_\_\_\_  
APPROVAL DATE: \_\_\_\_\_  
PRODUCTS NEEDED BY: \_\_\_\_\_

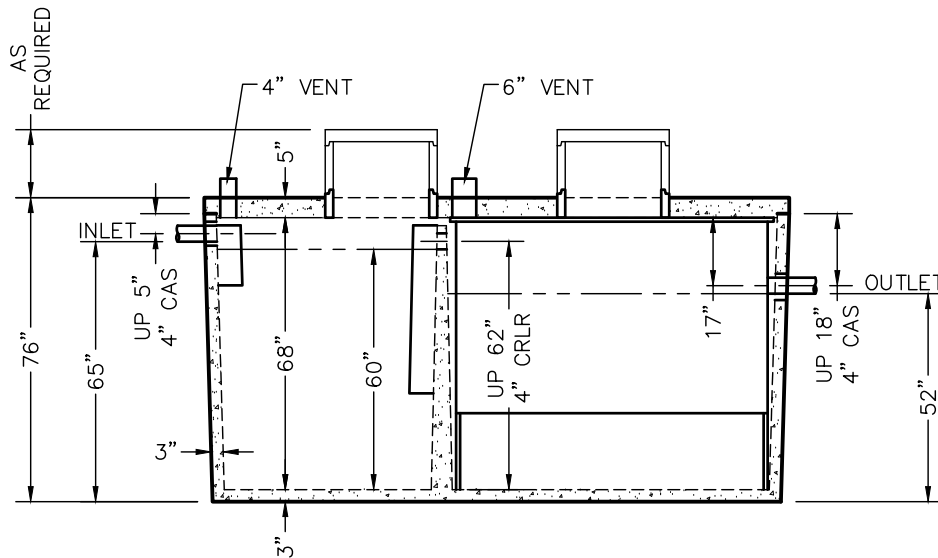
TANKS ARE MANUFACTURED TO MEET OR EXCEED ASTM C-1227 REQUIREMENTS

|  |       |                |                     |
|--|-------|----------------|---------------------|
| PRE-POUR:  | DATE: | REV.           | SCALE: 1/4" = 1'-0" |
| POST-POUR:   |       |                |                     |
| DRAWN BY: WCP  |       | DATE: 00/00/00 |                     |
| FILE: w975-1425 bio microfast 900                      |       |                |                     |
| <b>WIESER CONCRETE</b>                                 |       |                |                     |
| w3716 US HWY 10, MAIDEN ROCK, WI 54750<br>800-325-8456 |       |                |                     |
| W975-1425 BIO MICROFAST<br>900                         |       | SEPTIC MANUAL  |                     |
| SHEET NO.<br>1   |       | OF<br>1        |                     |

# W975/1425 BIO 1500 GPD MICROFAST® 1.5 TANK SPECIFICATIONS



TOP VIEW



SIDE VIEW

**DIMENSIONS:**  
 WALL: 3"  
 BOTTOM: 3"  
 COVER: 5"  
 MANHOLE: 24" I.D. PRECAST CONCRETE RISER  
 HEIGHT: 76" O.D.  
 LENGTH: 12'-2 1/4" O.D.  
 WIDTH: 6'-7 1/4" O.D.  
 BELOW INLET: 65" O.D.  
 LIQUID LEVEL: 60"  
 WEIGHT: BOTTOM 15,065 LBS.  
 COVER 5,030 LBS.

**INLET AND OUTLET:**  
 4" CAST-A-SEAL BOOT OR EQUAL GASKET

**INLET AND OUTLET BAFFLES:**  
 AS SHOWN

**LIQUID CAPACITY:** 16.44 GAL/IN (SEPTIC)  
 24.91 GAL/IN (BIO)

**LOADING DESIGN:** 8'-0" UNSATURATED SOIL

**COVER:** MIX DESIGN #8 (NO FIBER)  
**TANK:** MIX DESIGN #9 (SMALL FIBER)

**CUSTOMIZED TANKS:**  
 FOR CUSTOM TANKS CONTACT WIESER CONCRETE

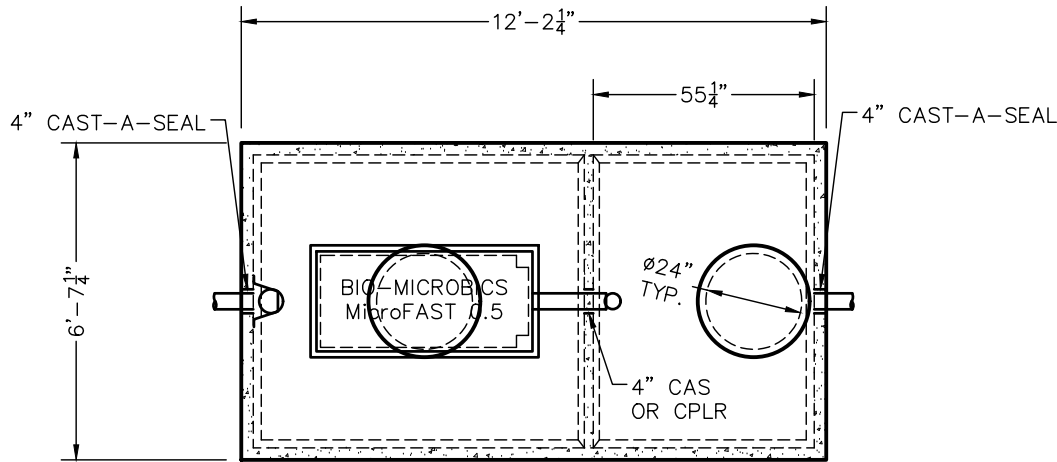
TANKS ARE MANUFACTURED TO MEET OR EXCEED ASTM C-1227 REQUIREMENTS

**DRAWINGS SUBMITTED  
FOR APPROVAL**

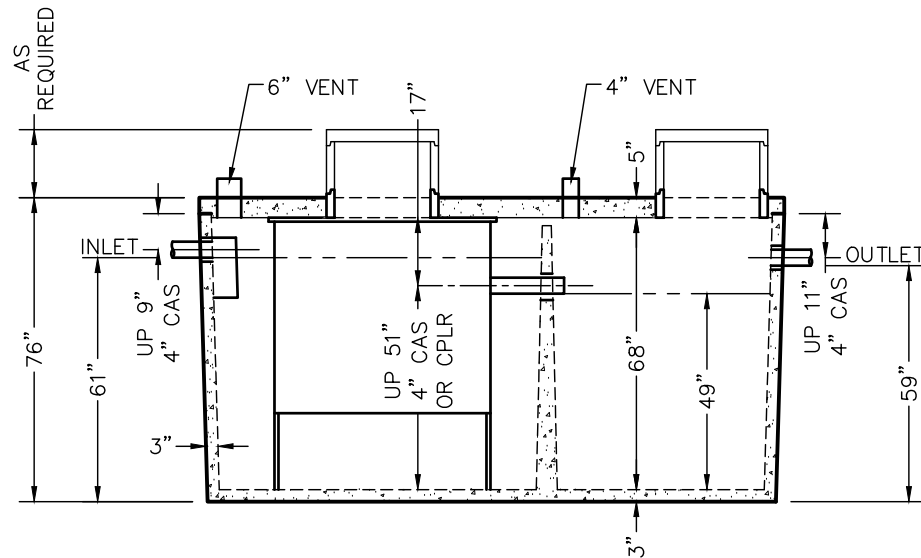
APPROVED BY: \_\_\_\_\_  
 APPROVAL DATE: \_\_\_\_\_  
 PRODUCTS NEEDED BY: \_\_\_\_\_

|  |               |                |                                    |  |
|--|---------------|----------------|------------------------------------|--|
| PRE-POUR:  |               | DATE:          |                                    | <b>WIESER CONCRETE</b>                                 |
| POST-POUR:                                       |               | REV.           |                                    |  |
| SCALE: 1/4" = 1'-0"                              | DRAWN BY: WCP | DATE: 00/00/00 | FILE: w975-1425 bio microfast 1500 |  |
| W975-1425 BIO MICROFAST<br>1500<br>SEPTIC MANUAL |               |                |                                    | W3716 US HWY 10, MAIDEN ROCK, WI 54750<br>800-325-8456 |
| SHEET NO.<br>1 OF 1                              |               |                |                                    |  |

# W1425/975 BIO 500 GPD MICROFAST® 0.5 TANK SPECIFICATIONS



TOP VIEW



SIDE VIEW

**DIMENSIONS:**

- WALL: 3"
- BOTTOM: 3"
- COVER: 5"
- MANHOLE: 24" I.D. PRECAST CONCRETE RISER
- HEIGHT: 76" O.D.
- LENGTH: 12'-2 1/4" O.D.
- WIDTH: 6'-7 1/4" O.D.
- BELOW INLET: 61" O.D.
- LIQUID LEVEL: 49"
- WEIGHT: BOTTOM 15,065 LBS.
- COVER 5,030 LBS.

**INLET AND OUTLET:**

4" CAST-A-SEAL BOOT OR EQUAL GASKET

**INLET AND OUTLET BAFFLES:**

AS SHOWN

LIQUID CAPACITY: 16.44 GAL/IN (PUMP)  
24.91 GAL/IN (BIO)

LOADING DESIGN: 8'-0" UNSATURATED SOIL

COVER: MIX DESIGN #8 (NO FIBER)  
TANK: MIX DESIGN #9 (SMALL FIBER)

**CUSTOMIZED TANKS:**

FOR CUSTOM TANKS CONTACT WIESER CONCRETE

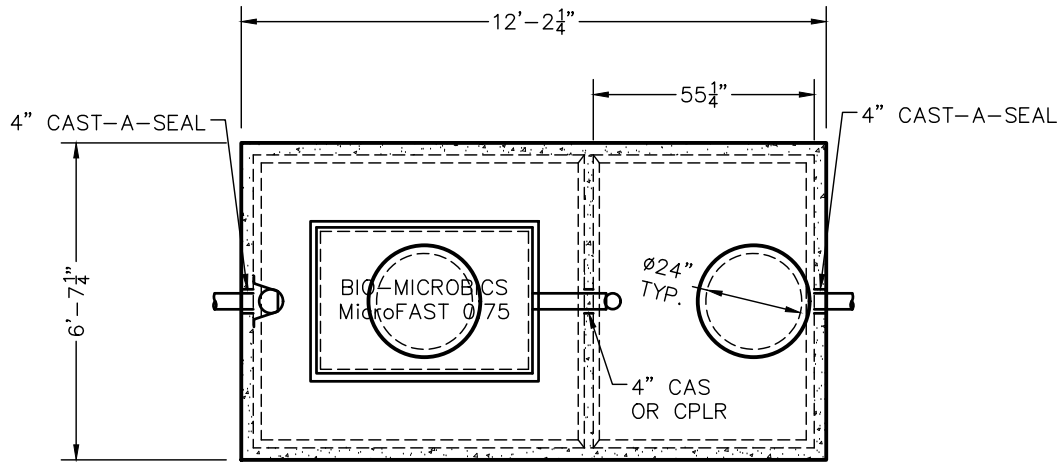
|  |               |                |                                   |
|--|---------------|----------------|-----------------------------------|
| PRE-POUR:                              | DATE:         | REV.           | SCALE: 1/4" = 1'-0"               |
| POST-POUR:                             | DRAWN BY: WCP | DATE: 00/00/00 | FILE: w1425-975 bio microfast 500 |
| <b>WIESER CONCRETE</b>                 |               |                |                                   |
| W3716 US HWY 10, MAIDEN ROCK, WI 54750 |               |                |                                   |
| 800-325-8456                           |               |                |                                   |
| W1425-975 BIO MICROFAST 500            |               |                |                                   |
| SEPTIC MANUAL                          |               |                |                                   |
| SHEET NO. 1 OF 1                       |               |                |                                   |

REVIEWED BY \_\_\_\_\_  
REVIEW DATE \_\_\_\_\_

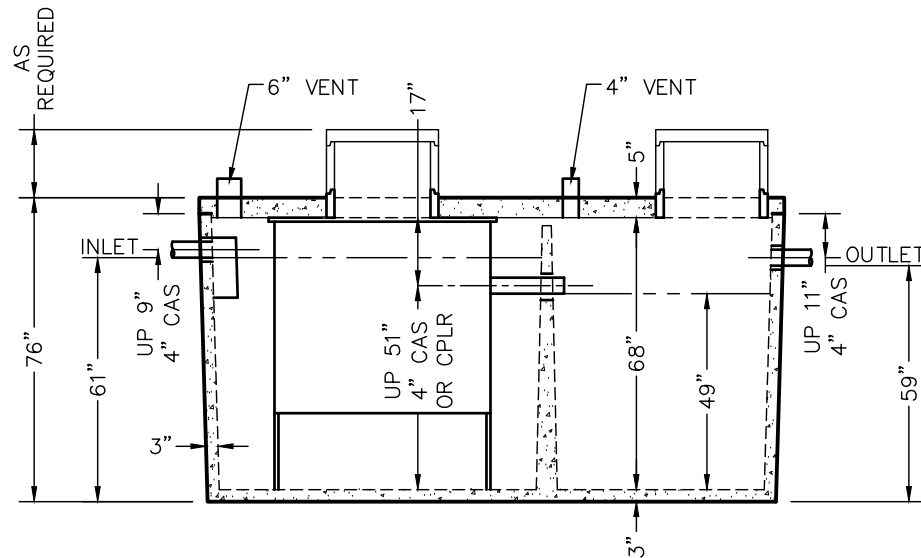
**DRAWINGS SUBMITTED FOR APPROVAL**

APPROVED BY: \_\_\_\_\_  
APPROVAL DATE: \_\_\_\_\_  
PRODUCTS NEEDED BY: \_\_\_\_\_

# W1425/975 BIO 750 GPD MICROFAST® 0.75 TANK SPECIFICATIONS



TOP VIEW



SIDE VIEW

**DIMENSIONS:**

- WALL: 3"
- BOTTOM: 3"
- COVER: 5"
- MANHOLE: 24" I.D. PRECAST CONCRETE RISER
- HEIGHT: 76" O.D.
- LENGTH: 12'-2 1/4" O.D.
- WIDTH: 6'-7 1/4" O.D.
- BELOW INLET: 61" O.D.
- LIQUID LEVEL: 49"
- WEIGHT: BOTTOM 15,065 LBS.
- COVER 5,030 LBS.

**INLET AND OUTLET:**

4" CAST-A-SEAL BOOT OR EQUAL GASKET

**INLET AND OUTLET BAFFLES:**

AS SHOWN

LIQUID CAPACITY: 16.44 GAL/IN (PUMP)  
24.91 GAL/IN (BIO)

LOADING DESIGN: 8'-0" UNSATURATED SOIL

COVER: MIX DESIGN #8 (NO FIBER)  
TANK: MIX DESIGN #9 (SMALL FIBER)

**CUSTOMIZED TANKS:**

FOR CUSTOM TANKS CONTACT WIESER CONCRETE

TANKS ARE MANUFACTURED TO MEET OR EXCEED ASTM C-1227 REQUIREMENTS

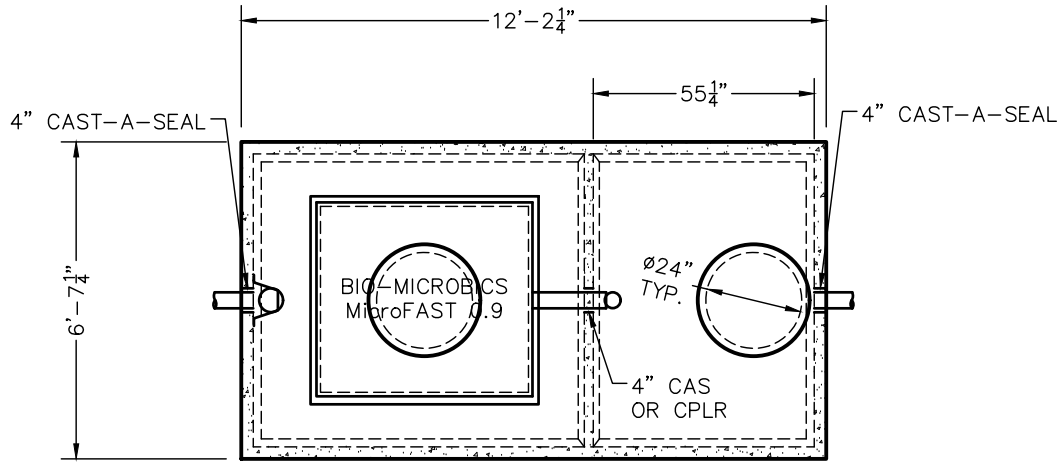
REVIEWED BY \_\_\_\_\_  
REVIEW DATE \_\_\_\_\_

**DRAWINGS SUBMITTED FOR APPROVAL**

APPROVED BY: \_\_\_\_\_  
APPROVAL DATE: \_\_\_\_\_  
PRODUCTS NEEDED BY: \_\_\_\_\_

|  |               |                |                                   |
|--|---------------|----------------|-----------------------------------|
| PRE-POUR:  | DATE:         | REV.           | SCALE: 1/4" = 1'-0"               |
| POST-POUR:   | DRAWN BY: WCP | DATE: 00/00/00 | FILE: w1425-975 bio microfast 750 |
| <b>WIESER CONCRETE</b>                                 |               |                |                                   |
| w3716 US HWY 10, MAIDEN ROCK, WI 54750<br>800-325-8456 |               |                |                                   |
| W1425-975 BIO MICROFAST<br>750                         |               | SEPTIC MANUAL  |                                   |
| SHEET NO.<br>1   |               | OF<br>1        |                                   |

# W1425/975 BIO 900 GPD MICROFAST® 0.9 TANK SPECIFICATIONS



TOP VIEW

**DIMENSIONS:**  
 WALL: 3"  
 BOTTOM: 3"  
 COVER: 5"  
 MANHOLE: 24" I.D. PRECAST CONCRETE RISER  
 HEIGHT: 76" O.D.  
 LENGTH: 12'-2 1/4" O.D.  
 WIDTH: 6'-7 1/4" O.D.  
 BELOW INLET: 61" O.D.  
 LIQUID LEVEL: 49"  
 WEIGHT: BOTTOM 15,065 LBS.  
 COVER 5,030 LBS.

**INLET AND OUTLET:**  
 4" CAST-A-SEAL BOOT OR EQUAL GASKET

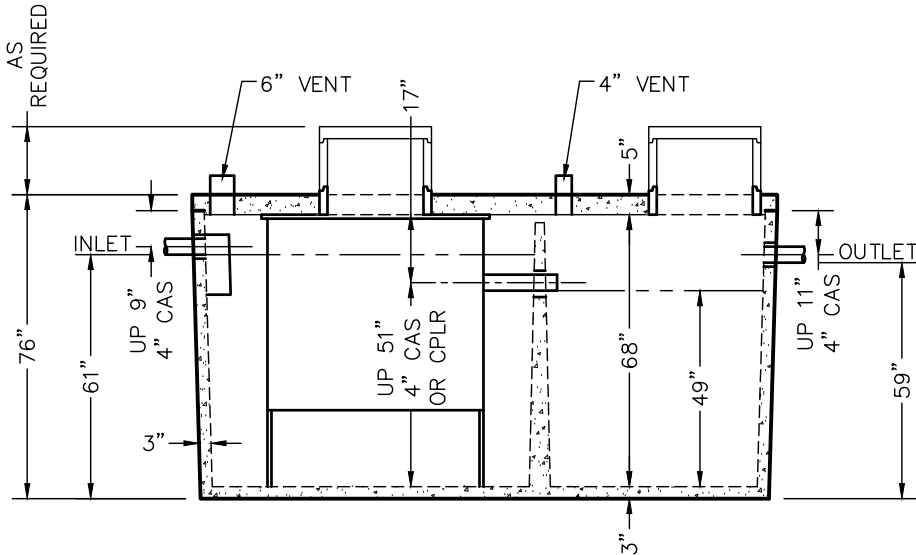
**INLET AND OUTLET BAFFLES:**  
 AS SHOWN

**LIQUID CAPACITY:** 16.44 GAL/IN (PUMP)  
 24.91 GAL/IN (BIO)

**LOADING DESIGN:** 8'-0" UNSATURATED SOIL

**COVER:** MIX DESIGN #8 (NO FIBER)  
**TANK:** MIX DESIGN #9 (SMALL FIBER)

**CUSTOMIZED TANKS:**  
 FOR CUSTOM TANKS CONTACT WIESER CONCRETE



SIDE VIEW

**WIESER CONCRETE**  
 W3716 US HWY 10, MAIDEN ROCK, WI 54750  
 800-325-8456

W1425-975 BIO MICROFAST  
 900  
 SEPTIC MANUAL

SHEET NO.  
 1  
 OF  
 1

|                     |                |            |            |
|---------------------|----------------|------------|------------|
| PRE-POUR:           |                | DATE:      |            |
| SCALE: 1/4" = 1'-0" | REV.           | REV.       | REV.       |
| DRAWN BY: WCP       | DATE: 00/00/00 | POST-POUR: | POST-POUR: |

DRAWINGS SUBMITTED  
FOR APPROVAL

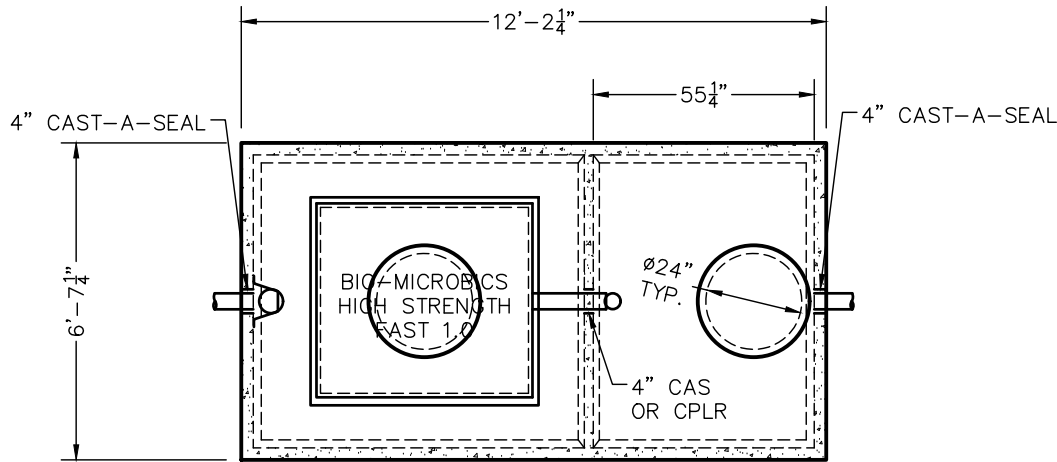
APPROVED BY: \_\_\_\_\_

APPROVAL DATE: \_\_\_\_\_

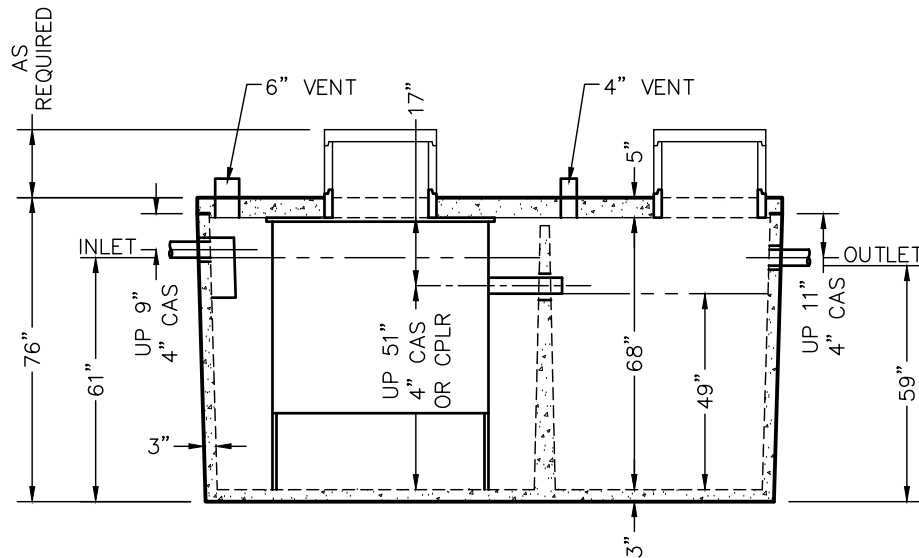
PRODUCTS NEEDED BY: \_\_\_\_\_

TANKS ARE MANUFACTURED TO MEET OR EXCEED ASTM C-1227 REQUIREMENTS

# W1425/975 BIO 1000 GPD HIGH STRENGTH FAST® 1.0 TANK SPECIFICATIONS



TOP VIEW



SIDE VIEW

**DIMENSIONS:**  
 WALL: 3"  
 BOTTOM: 3"  
 COVER: 5"  
 MANHOLE: 24" I.D. PRECAST CONCRETE RISER  
 HEIGHT: 76" O.D.  
 LENGTH: 12'-2 1/4" O.D.  
 WIDTH: 6'-7 1/4" O.D.  
 BELOW INLET: 61" O.D.  
 LIQUID LEVEL: 49"  
 WEIGHT: BOTTOM 15,065 LBS.  
 COVER 5,030 LBS.

**INLET AND OUTLET:**  
 4" CAST-A-SEAL BOOT OR EQUAL GASKET

**INLET AND OUTLET BAFFLES:**  
 AS SHOWN

**LIQUID CAPACITY:** 16.44 GAL/IN (PUMP)  
 24.91 GAL/IN (BIO)

**LOADING DESIGN:** 8'-0" UNSATURATED SOIL

**COVER:** MIX DESIGN #8 (NO FIBER)  
**TANK:** MIX DESIGN #9 (SMALL FIBER)

**CUSTOMIZED TANKS:**  
 FOR CUSTOM TANKS CONTACT WIESER CONCRETE

|                     |                                  |
|---------------------|----------------------------------|
| PRE-POUR:           | DATE:                            |
| POST-POUR:          | REV.                             |
| SCALE: 1/4" = 1'-0" | DRAWN BY: WCP                    |
|                     | DATE: 00/00/00                   |
|                     | FILE: w1425-975 bio hs fast 1000 |

**WIESER CONCRETE**  
 W3716 US HWY 10, MAIDEN ROCK, WI 54750  
 800-325-8456

W1425-975 BIO HS FAST  
 1000  
 SEPTIC MANUAL

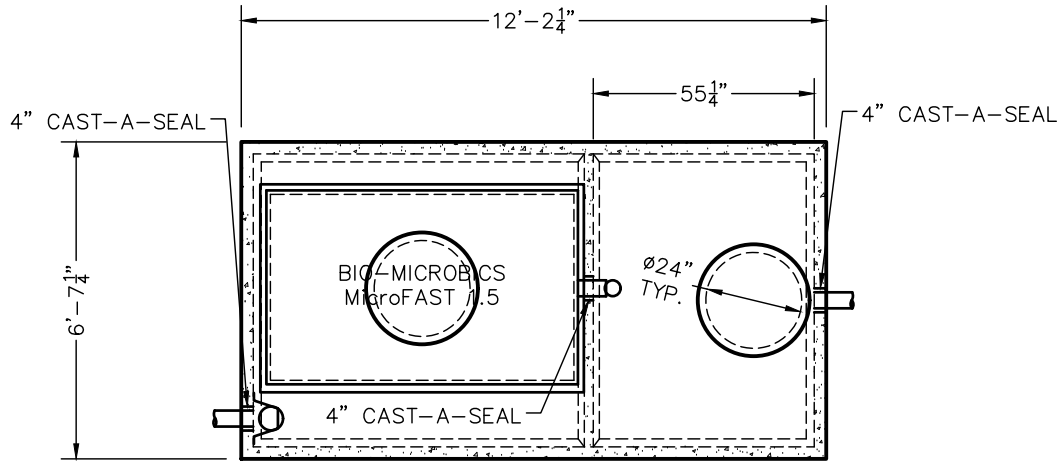
SHEET NO.  
 1 OF 1

REVIEWED BY \_\_\_\_\_  
 REVIEW DATE \_\_\_\_\_

**DRAWINGS SUBMITTED  
 FOR APPROVAL**

APPROVED BY: \_\_\_\_\_  
 APPROVAL DATE: \_\_\_\_\_  
 PRODUCTS NEEDED BY: \_\_\_\_\_

W1425/975 BIO 1500 GPD  
 HIGH STRENGTH FAST &  
 MICROFAST® 1.5  
TANK SPECIFICATIONS



TOP VIEW

DIMENSIONS:  
 WALL: 3"  
 BOTTOM: 3"  
 COVER: 5"  
 MANHOLE: 24" I.D. PRECAST CONCRETE RISER  
 HEIGHT: 76" O.D.  
 LENGTH: 12'-2 1/4" O.D.  
 WIDTH: 6'-7 1/4" O.D.  
 BELOW INLET: 61" O.D.  
 LIQUID LEVEL: 49"  
 WEIGHT: BOTTOM 15,065 LBS.  
 COVER 5,030 LBS.

INLET AND OUTLET:  
 4" CAST-A-SEAL BOOT OR EQUAL GASKET

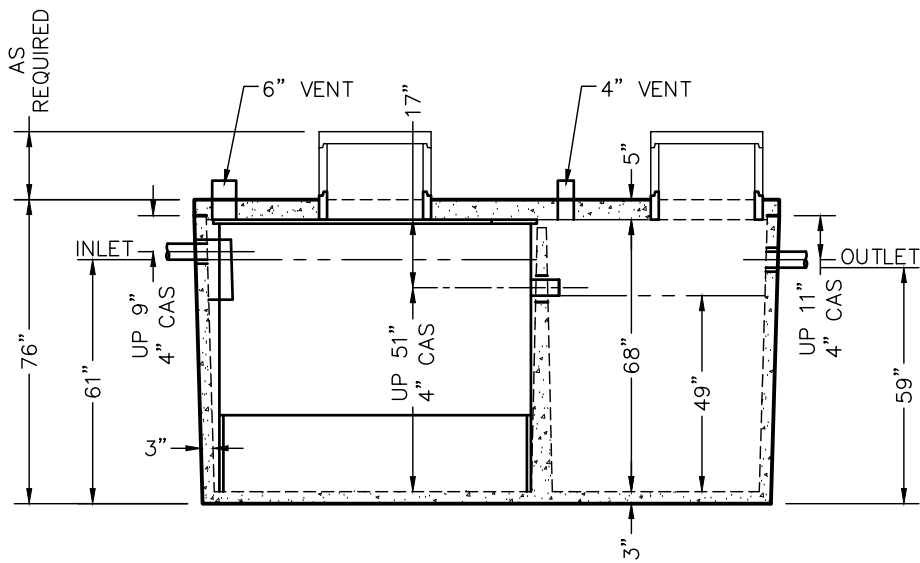
INLET AND OUTLET BAFFLES:  
 AS SHOWN

LIQUID CAPACITY: 16.44 GAL/IN (PUMP)  
 24.91 GAL/IN (BIO)

LOADING DESIGN: 8'-0" UNSATURATED SOIL

COVER: MIX DESIGN #8 (NO FIBER)  
 TANK: MIX DESIGN #9 (SMALL FIBER)

CUSTOMIZED TANKS:  
 FOR CUSTOM TANKS CONTACT WIESER CONCRETE



SIDE VIEW

REVIEWED BY \_\_\_\_\_  
 REVIEW DATE \_\_\_\_\_

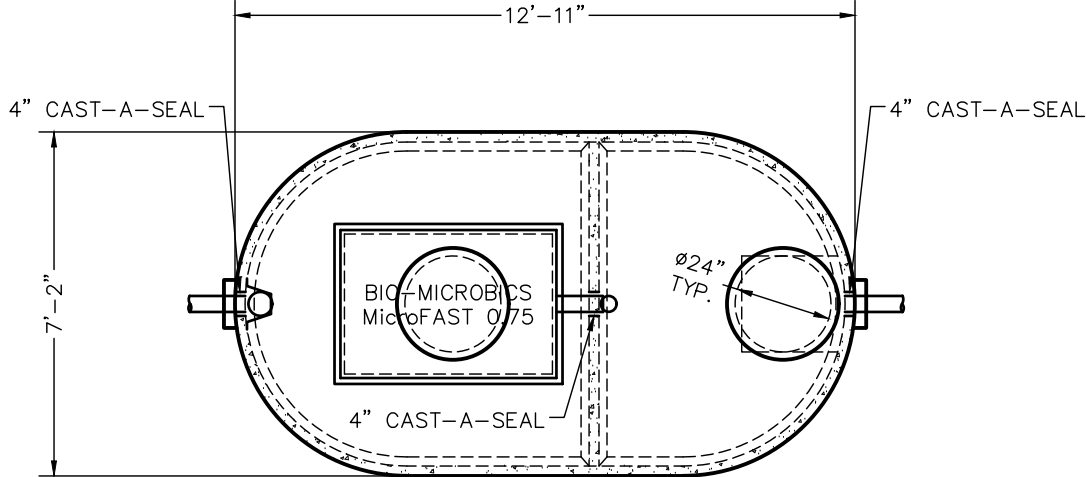
**DRAWINGS SUBMITTED  
 FOR APPROVAL**

APPROVED BY: \_\_\_\_\_  
 APPROVAL DATE: \_\_\_\_\_  
 PRODUCTS NEEDED BY: \_\_\_\_\_

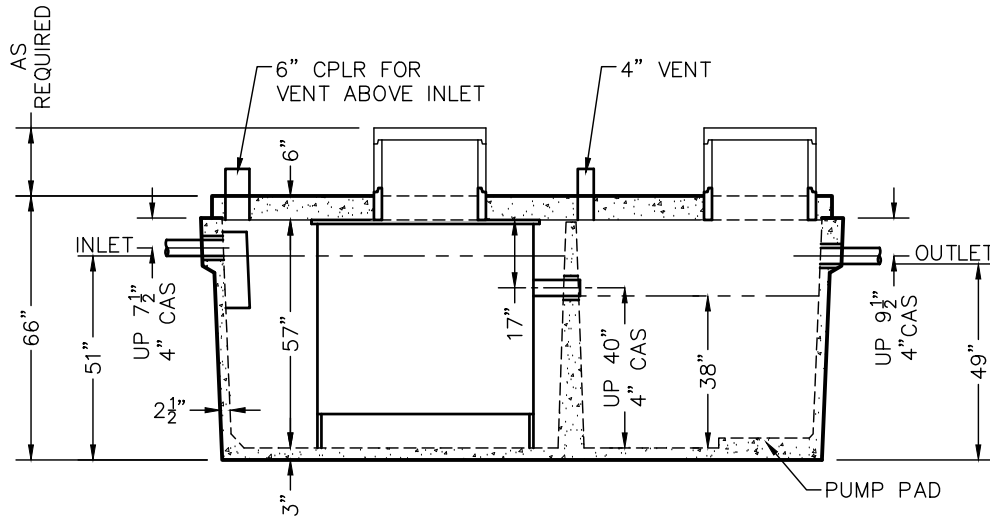
|  |       |               |                     |
|--|-------|---------------|---------------------|
| PRE-POUR:                              | DATE: | REV.          | SCALE: 1/4" = 1'-0" |
| POST-POUR:                             |       |               | DRAWN BY: WCP       |
|  |       |               | DATE: 00/00/00      |
| FILE: w1425-975 bio microfast 1500     |       |               |                     |
| <b>WIESER CONCRETE</b>                 |       |               |                     |
| W3716 US HWY 10, MAIDEN ROCK, WI 54750 |       |               |                     |
| 800-325-8456                           |       |               |                     |
| W1425-975 BIO MICROFAST<br>1500        |       | SEPTIC MANUAL |                     |
| SHEET NO.<br>1                         |       | OF<br>1       |                     |



# W1250/750-MR BIO 750 GPD MICROFAST® .75 TANK SPECIFICATIONS



TOP VIEW



SIDE VIEW

**DIMENSIONS:**  
 WALL: 2 1/2"  
 BOTTOM: 3"  
 COVER: 6"  
 MANHOLE: 24" I.D. PRECAST CONCRETE RISER  
 HEIGHT: 66" O.D.  
 LENGTH: 12'-11" O.D.  
 WIDTH: 7'-2" O.D.  
 BELOW INLET: 51" O.D.  
 LIQUID LEVEL: 38"  
 WEIGHT: BOTTOM 8,650 LBS.  
 COVER 6,120 LBS.

**INLET AND OUTLET:**  
 4" CAST-A-SEAL BOOT OR EQUAL GASKET

**INLET Baffle:**  
 WISCONSIN, SEE DETAIL #10  
 (OTHER STATES SEE CHART)

**LIQUID CAPACITY:** 27.66 GAL/IN (BIO)  
 16.12 GAL/IN (PUMP)

**LOADING DESIGN:** 8'-0" UNSATURATED SOIL

**COVER:** MIX DESIGN #8 (NO FIBER)  
**TANK:** MIX DESIGN #10 (STRUCTURAL FIBER)

**CUSTOMIZED TANKS:**  
 FOR CUSTOM TANKS CONTACT WIESER CONCRETE

REVIEWED BY \_\_\_\_\_  
 REVIEW DATE \_\_\_\_\_

**DRAWINGS SUBMITTED  
 FOR APPROVAL**

APPROVED BY: \_\_\_\_\_  
 APPROVAL DATE: \_\_\_\_\_  
 PRODUCTS NEEDED BY: \_\_\_\_\_

**WIESER CONCRETE**

W3716 US HWY 10, MAIDEN ROCK, WI 54750  
 800-325-8456

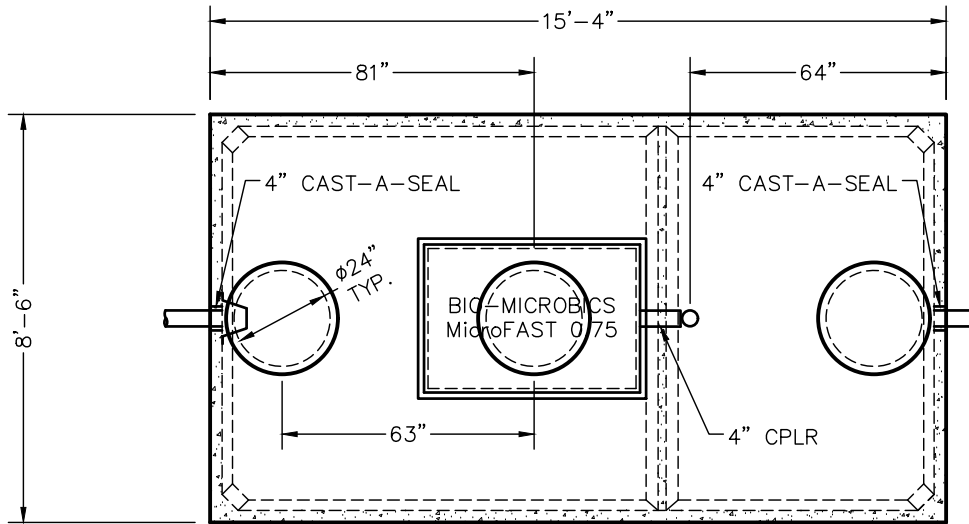
W1250-750-MR BIO  
 MICROFAST 750

SEPTIC MANUAL

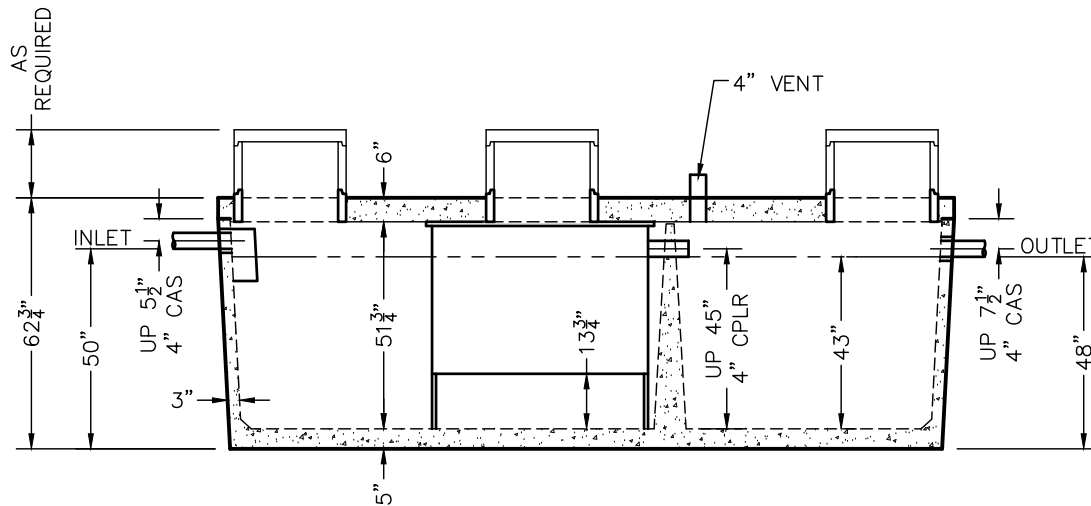
SHEET NO.  
 1 OF 1

|                     |       |            |
|---------------------|-------|------------|
| SCALE: 1/4" = 1'-0" | DATE: | PRE-POUR:  |
| DRAWN BY: WCP       | REV.  | POST-POUR: |
| DATE: 00/00/00      |       |            |

# WLP1800/1100 BIO 750 GPD MICROFAST® 0.75 TANK SPECIFICATIONS



TOP VIEW



SIDE VIEW

**DIMENSIONS:**

- WALL: 3"
- BOTTOM: 5"
- COVER: 6"
- MANHOLE: 24" I.D. PRECAST CONCRETE RISER
- HEIGHT: 62 3/4" O.D.
- LENGTH: 15'-4" O.D.
- WIDTH: 8'-6" O.D.
- BELOW INLET: 50" O.D.
- LIQUID LEVEL: 43"
- WEIGHT: TANK 18,017 LBS.
- WEIGHT: COVER 9,300 LBS.

**INLET AND OUTLET:**

4" CAST-A-SEAL BOOT OR EQUAL GASKET

**INLET Baffle:**

WISCONSIN, SEE DETAIL #10  
(OTHER STATES SEE CHART)

LIQUID CAPACITY: 41.86 GAL/IN (BIO)  
25.58 GAL/IN (PUMP)

LOADING DESIGN: 8'-0" UNSATURATED SOIL

COVER: MIX DESIGN #8 (NO FIBER)  
TANK: MIX DESIGN #9 (SMALL FIBER)

**CUSTOMIZED TANKS:**

FOR CUSTOM TANKS CONTACT WIESER CONCRETE

TANKS ARE MANUFACTURED TO MEET OR EXCEED ASTM C-1227 REQUIREMENTS

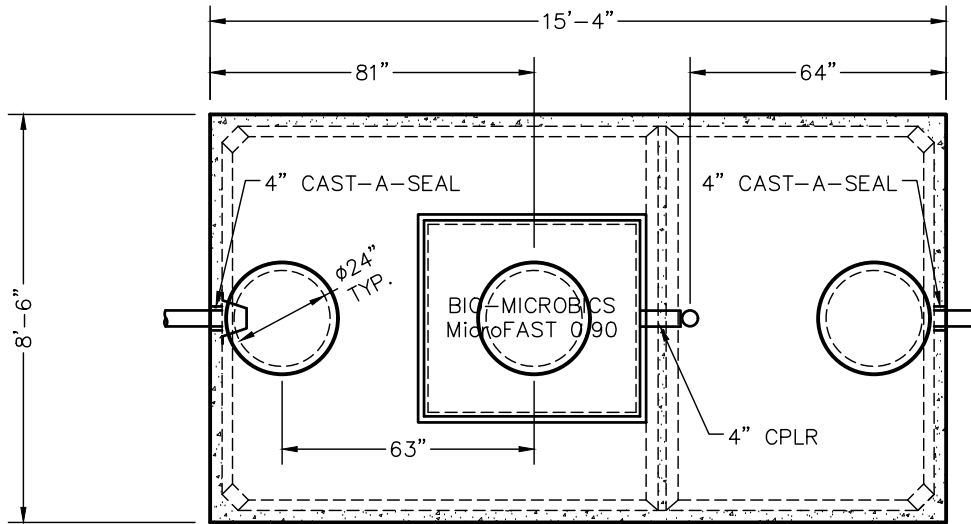
REVIEWED BY \_\_\_\_\_  
REVIEW DATE \_\_\_\_\_

**DRAWINGS SUBMITTED  
FOR APPROVAL**

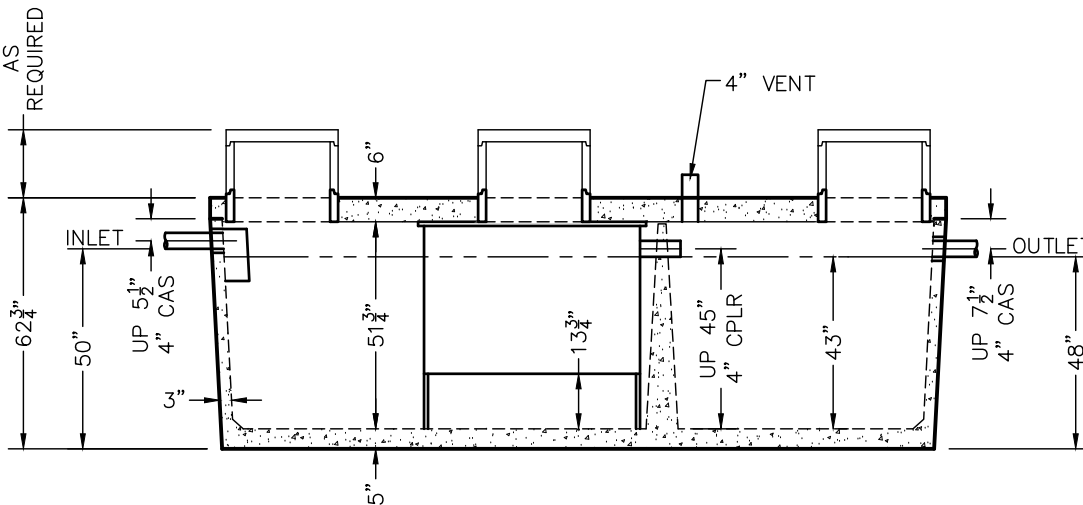
APPROVED BY: \_\_\_\_\_  
APPROVAL DATE: \_\_\_\_\_  
PRODUCTS NEEDED BY: \_\_\_\_\_

|  |               |                |                                      |      |  |
|--|---------------|----------------|--------------------------------------|------|--|
| PRE-POUR:  |               | DATE:          |                                      | REV. |  |
| SCALE: 1/4" = 1'-0"                                    | DRAWN BY: WCP | DATE: 00/00/00 | FILE: wlp1800-1100 bio microfast 750 |      |  |
| <b>WIESER CONCRETE</b>                                 |               |                |                                      |      |  |
| W3716 US HWY 10, MAIDEN ROCK, WI 54750<br>800-325-8456 |               |                |                                      |      |  |
| WLP1800-1100 BIO<br>MICROFAST 750<br>SEPTIC MANUAL     |               |                |                                      |      |  |
| SHEET NO.<br>1 OF 1                                    |               |                |                                      |      |  |

# WLP1800/1100 BIO 900 GPD MICROFAST® 0.90 TANK SPECIFICATIONS



TOP VIEW



SIDE VIEW

**DIMENSIONS:**

- WALL: 3"
- BOTTOM: 5"
- COVER: 6"
- MANHOLE: 24" I.D. PRECAST CONCRETE RISER
- HEIGHT: 62 3/4" O.D.
- LENGTH: 15'-4" O.D.
- WIDTH: 8'-6" O.D.
- BELOW INLET: 50" O.D.
- LIQUID LEVEL: 43"
- WEIGHT: TANK 18,017 LBS.
- WEIGHT: COVER 9,300 LBS.

**INLET AND OUTLET:**

4" CAST-A-SEAL BOOT OR EQUAL GASKET

**INLET Baffle:**

WISCONSIN, SEE DETAIL #10  
(OTHER STATES SEE CHART)

LIQUID CAPACITY: 41.86 GAL/IN (BIO)  
25.58 GAL/IN (PUMP)

LOADING DESIGN: 8'-0" UNSATURATED SOIL

COVER: MIX DESIGN #8 (NO FIBER)  
TANK: MIX DESIGN #9 (SMALL FIBER)

**CUSTOMIZED TANKS:**

FOR CUSTOM TANKS CONTACT WIESER CONCRETE

TANKS ARE MANUFACTURED TO MEET OR EXCEED ASTM C-1227 REQUIREMENTS

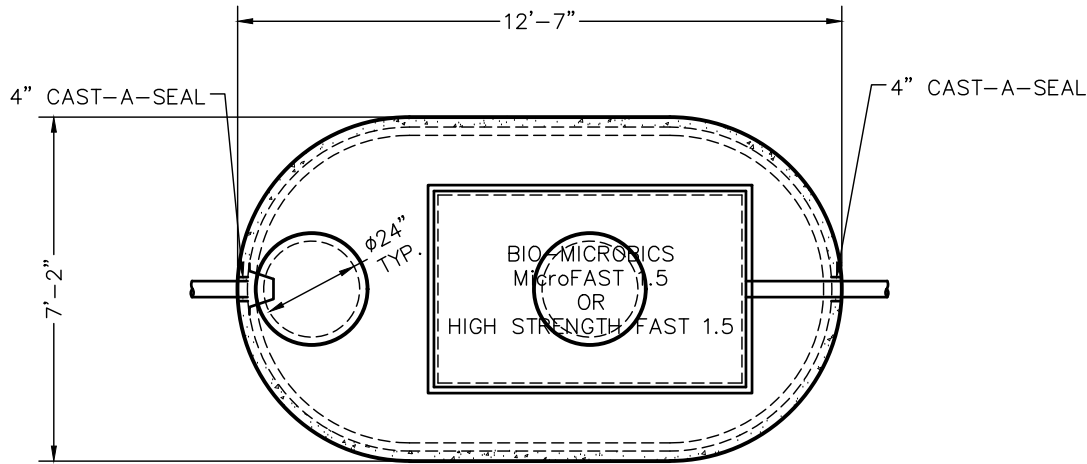
REVIEWED BY \_\_\_\_\_  
REVIEW DATE \_\_\_\_\_

**DRAWINGS SUBMITTED  
FOR APPROVAL**

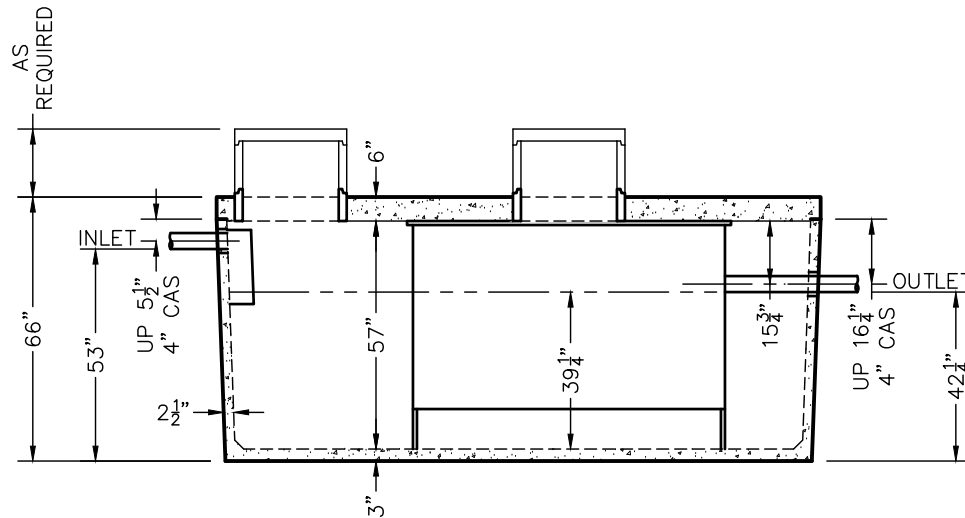
APPROVED BY: \_\_\_\_\_  
APPROVAL DATE: \_\_\_\_\_  
PRODUCTS NEEDED BY: \_\_\_\_\_

|  |       |               |                     |
|--|-------|---------------|---------------------|
| PRE-POUR:                              | DATE: | REV.          | SCALE: 1/4" = 1'-0" |
| POST-POUR:                             |       |               | DRAWN BY: WCP       |
|  |       |               | DATE: 00/00/00      |
| FILE: wlp1800-1100 bio microfast 900   |       |               |                     |
| <b>WIESER CONCRETE</b>                 |       |               |                     |
| W3716 US HWY 10, MAIDEN ROCK, WI 54750 |       |               |                     |
| 800-325-8456                           |       |               |                     |
| WLP1800-1100 BIO<br>MICROFAST 900      |       | SEPTIC MANUAL |                     |
| SHEET NO.<br>1                         |       | OF<br>1       |                     |

# W2000-MR BIO 1500 GPD MICROFAST® 1.5 OR HIGH STRENGTH FAST® 1.5 TANK SPECIFICATIONS



TOP VIEW



SIDE VIEW

**DIMENSIONS:**

- WALL: 2 1/2"
- BOTTOM: 3"
- COVER: 6"
- MANHOLE: 24" I.D. PRECAST CONCRETE RISER
- HEIGHT: 66" O.D.
- LENGTH: 12'-7" O.D.
- WIDTH: 7'-2" O.D.
- BELOW INLET: 53" O.D.
- LIQUID LEVEL: 39 1/4"
- WEIGHT: BOTTOM 7,600 LBS.  
COVER 5,940 LBS.

**INLET AND OUTLET:**

4" CAST-A-SEAL BOOT OR EQUAL GASKET

**INLET Baffle:**

AS SHOWN

LIQUID CAPACITY: 42.92 GAL/IN

LOADING DESIGN: 8'-0" UNSATURATED SOIL

COVER: MIX DESIGN #8 (NO FIBER)

TANK: MIX DESIGN #10 (STRUCTURAL FIBER)

**CUSTOMIZED TANKS:**

FOR CUSTOM TANKS CONTACT WIESER CONCRETE

|                                 |                |       |            |
|---------------------------------|----------------|-------|------------|
| PRE-POUR:                       |                | DATE: |            |
| SCALE: 1/4" = 1'-0"             | REV.           | DATE: | POST-POUR: |
| DRAWN BY: WCP                   | DATE: 00/00/00 |       |            |
| FILE: w2000-mr bio hs fast 1500 |                |       |            |

**WIESER CONCRETE**  
w3716 US HWY 10, MAIDEN ROCK, WI 54750  
800-325-8456

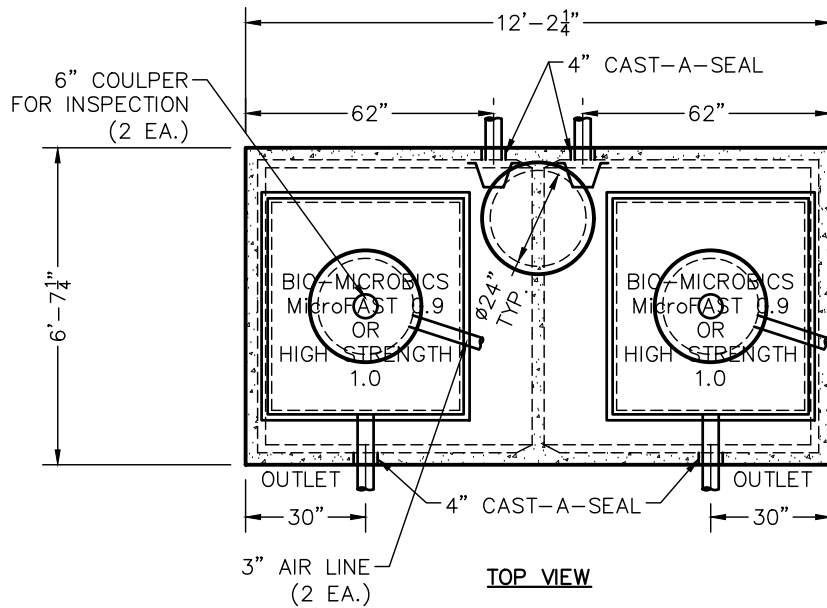
W2000-MR BIO HS FAST 1500  
SEPTIC MANUAL

REVIEWED BY \_\_\_\_\_  
REVIEW DATE \_\_\_\_\_

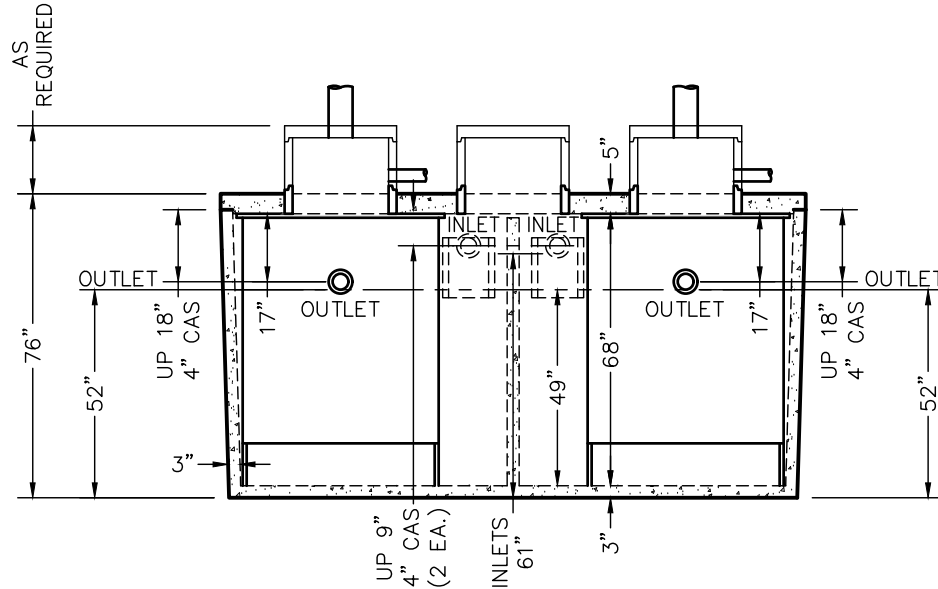
**DRAWINGS SUBMITTED  
FOR APPROVAL**

APPROVED BY: \_\_\_\_\_  
APPROVAL DATE: \_\_\_\_\_  
PRODUCTS NEEDED BY: \_\_\_\_\_

SHEET NO.  
1 OF 1



TOP VIEW



SIDE VIEW

TANKS ARE MANUFACTURED TO MEET OR EXCEED ASTM C-1227 REQUIREMENTS

## W2400 BIO (2) MICROFAST® 0.9 – 900 GPD OR HIGH STRENGTH FAST® 1.0 – 1000 GPD TANK SPECIFICATIONS

**DIMENSIONS:**

- WALL: 3"
- BOTTOM: 3"
- COVER: 5"
- MANHOLE: 24" I.D. PRECAST CONCRETE RISER
- HEIGHT: 76" O.D.
- LENGTH: 12'-2 1/4" O.D.
- WIDTH: 6'-7 1/4" O.D.
- BELOW INLET: 61" O.D.
- LIQUID LEVEL: 49"
- WEIGHT: BOTTOM 15,065 LBS.  
COVER 5,030 LBS.

**INLET AND OUTLET BAFLES:**

4" CAST-A-SEAL BOOT OR EQUAL GASKET

**INLET BAFFLE:**

AS SHOWN

LIQUID CAPACITY: 42.46 GAL/IN

LOADING DESIGN: 8'-0" UNSATURATED SOIL

COVER: MIX DESIGN #8 (NO FIBER)

TANK: MIX DESIGN #9 (SMALL FIBER)

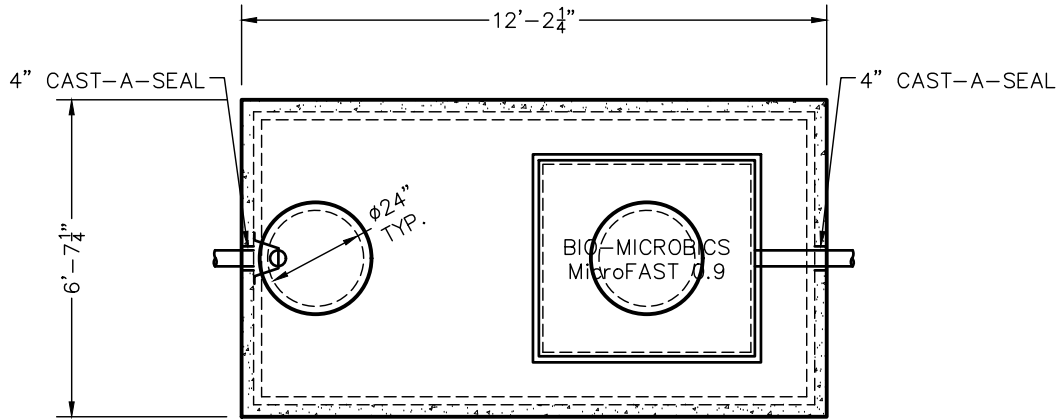
**CUSTOMIZED TANKS:**

FOR CUSTOM TANKS CONTACT WIESER CONCRETE

|  |                   |
|--|-------------------|
| REVIEWED BY _____                      | REVIEW DATE _____ |
| <b>DRAWINGS SUBMITTED FOR APPROVAL</b> |                   |
| APPROVED BY: _____                     |                   |
| APPROVAL DATE: _____                   |                   |
| PRODUCTS NEEDED BY: _____              |                   |

|  |       |                |                                   |               |
|--|-------|----------------|-----------------------------------|---------------|
| PRE-POUR:                              | DATE: | REV.           | SCALE: 1/4" = 1'-0"               | DRAWN BY: WCP |
| POST-POUR:                             | DATE: | DATE: 00/00/00 | FILE: w2400 bio microfast (2) 900 |               |
| <b>WIESER CONCRETE</b>                 |       |                |                                   |               |
| W3716 US HWY 10, MAIDEN ROCK, WI 54750 |       |                |                                   |               |
| 800-325-8456                           |       |                |                                   |               |
| W2400 BIO MICROFAST (2)                |       |                |                                   |               |
| 900                                    |       |                |                                   |               |
| SEPTIC MANUAL                          |       |                |                                   |               |
| SHEET NO.                              |       |                |                                   | 1             |
| OF                                     |       |                |                                   | 1             |

# W2400 BIO 900 GPD MICROFAST® 0.9 TANK SPECIFICATIONS



TOP VIEW

**DIMENSIONS:**  
 WALL: 3"  
 BOTTOM: 3"  
 COVER: 5"  
 MANHOLE: 24" I.D. PRECAST CONCRETE RISER  
 HEIGHT: 76" O.D.  
 LENGTH: 12'-2 1/4" O.D.  
 WIDTH: 6'-7 1/4" O.D.  
 BELOW INLET: 61" O.D.  
 LIQUID LEVEL: 49"  
 WEIGHT: BOTTOM 15,065 LBS.  
 COVER 5,030 LBS.

**INLET AND OUTLET:**  
 4" CAST-A-SEAL BOOT OR EQUAL GASKET

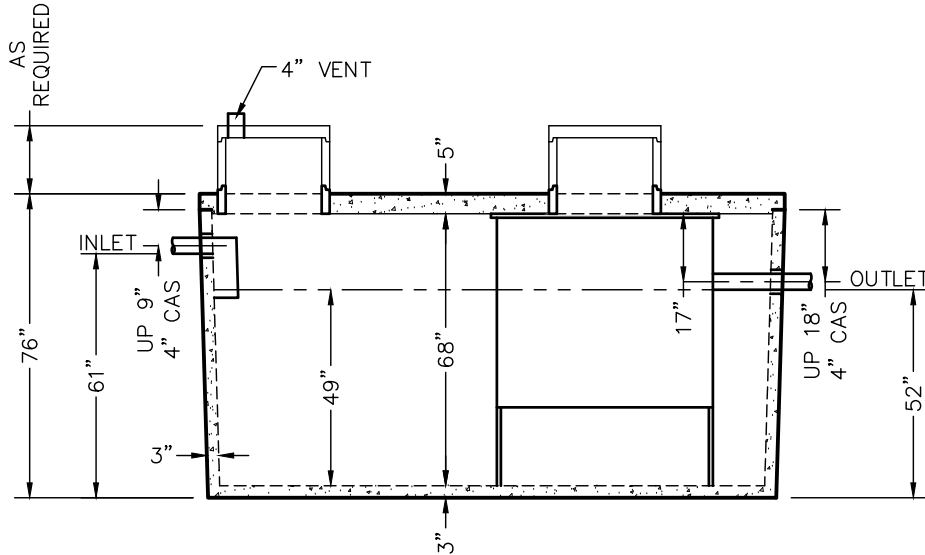
**INLET AND OUTLET BAFFLES:**  
 AS SHOWN

**LIQUID CAPACITY:** 42.64 GAL/IN

**LOADING DESIGN:** 8'-0" UNSATURATED SOIL

**COVER:** MIX DESIGN #8 (NO FIBER)  
**TANK:** MIX DESIGN #9 (SMALL FIBER)

**CUSTOMIZED TANKS:**  
 FOR CUSTOM TANKS CONTACT WIESER CONCRETE



SIDE VIEW

REVIEWED BY \_\_\_\_\_  
 REVIEW DATE \_\_\_\_\_

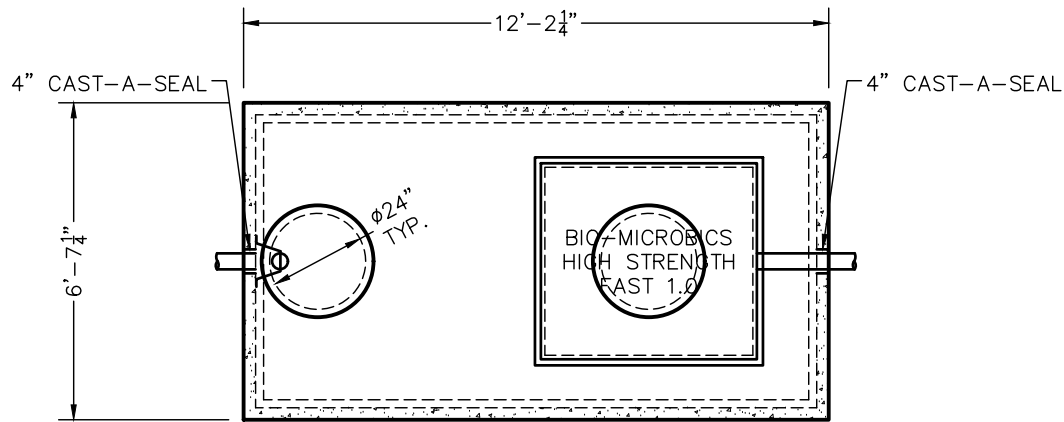
**DRAWINGS SUBMITTED  
FOR APPROVAL**

APPROVED BY: \_\_\_\_\_  
 APPROVAL DATE: \_\_\_\_\_  
 PRODUCTS NEEDED BY: \_\_\_\_\_

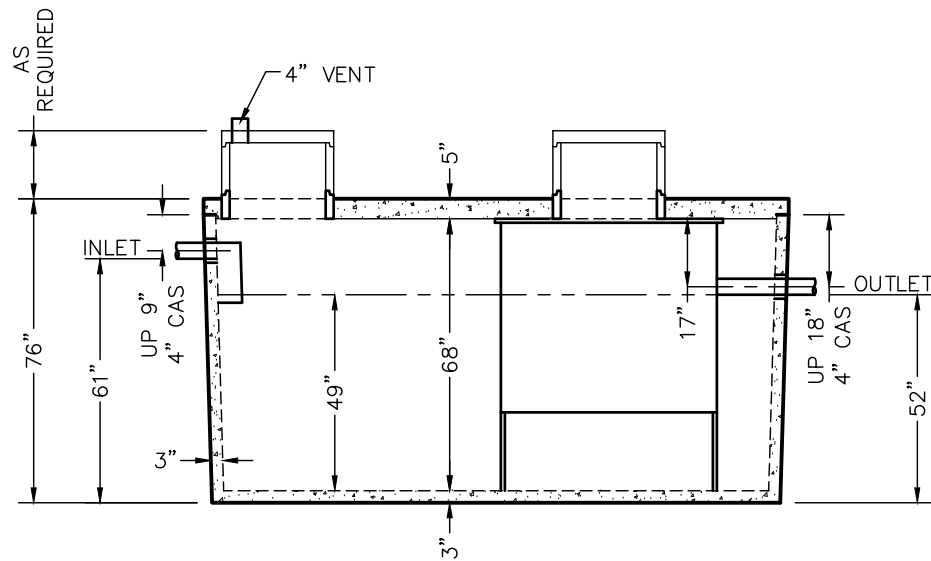
|  |               |                |                               |      |  |
|--|---------------|----------------|-------------------------------|------|--|
| PRE-POUR:  |               | DATE:          |                               | REV. |  |
| SCALE: 1/4" = 1'-0"                                    | DRAWN BY: WCP | DATE: 00/00/00 | FILE: w2400 bio microfast 900 |      |  |
| <b>WIESER CONCRETE</b>                                 |               |                |                               |      |  |
| w3716 US HWY 10, MAIDEN ROCK, WI 54750<br>800-325-8456 |               |                |                               |      |  |
| W2400 BIO MICROFAST 900                                |               |                | SEPTIC MANUAL                 |      |  |
| SHEET NO.<br>1 OF 1                                    |               |                |                               |      |  |

TANKS ARE MANUFACTURED TO MEET OR EXCEED ASTM C-1227 REQUIREMENTS

# W2400 BIO 1000 GPD HIGH STRENGTH FAST® 1.0 TANK SPECIFICATIONS



TOP VIEW



SIDE VIEW

**DIMENSIONS:**

- WALL: 3"
- BOTTOM: 3"
- COVER: 5"
- MANHOLE: 24" I.D. PRECAST CONCRETE RISER
- HEIGHT: 76" O.D.
- LENGTH: 12'-2 1/4" O.D.
- WIDTH: 6'-7 1/4" O.D.
- BELOW INLET: 61" O.D.
- LIQUID LEVEL: 49"
- WEIGHT: BOTTOM 15,065 LBS.  
COVER 5,030 LBS.

**INLET AND OUTLET:**

4" CAST-A-SEAL BOOT OR EQUAL GASKET

**INLET AND OUTLET BAFFLES:**

AS SHOWN

LIQUID CAPACITY: 42.64 GAL/IN

LOADING DESIGN: 8'-0" UNSATURATED SOIL

COVER: MIX DESIGN #8 (NO FIBER)

TANK: MIX DESIGN #9 (SMALL FIBER)

**CUSTOMIZED TANKS:**

FOR CUSTOM TANKS CONTACT WIESER CONCRETE

|                     |                              |
|---------------------|------------------------------|
| PRE-POUR:           | DATE:                        |
| POST-POUR:          | REV.                         |
| SCALE: 1/4" = 1'-0" | DRAWN BY: WCP                |
|                     | DATE: 00/00/00               |
|                     | FILE: w2400 bio hs fast 1000 |

**WIESER CONCRETE**  
W3716 US HWY 10, MAIDEN ROCK, WI 54750  
800-325-8456

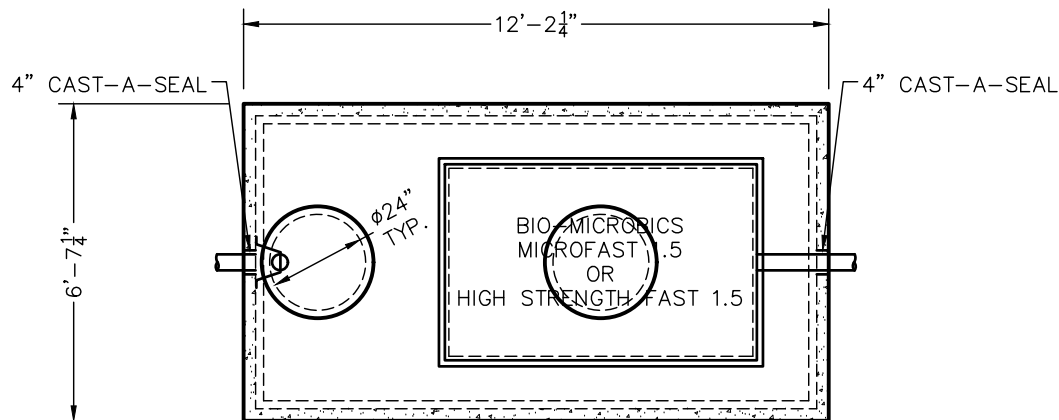
W2400 BIO HS FAST 1000  
SEPTIC MANUAL

SHEET NO.  
1 OF 1

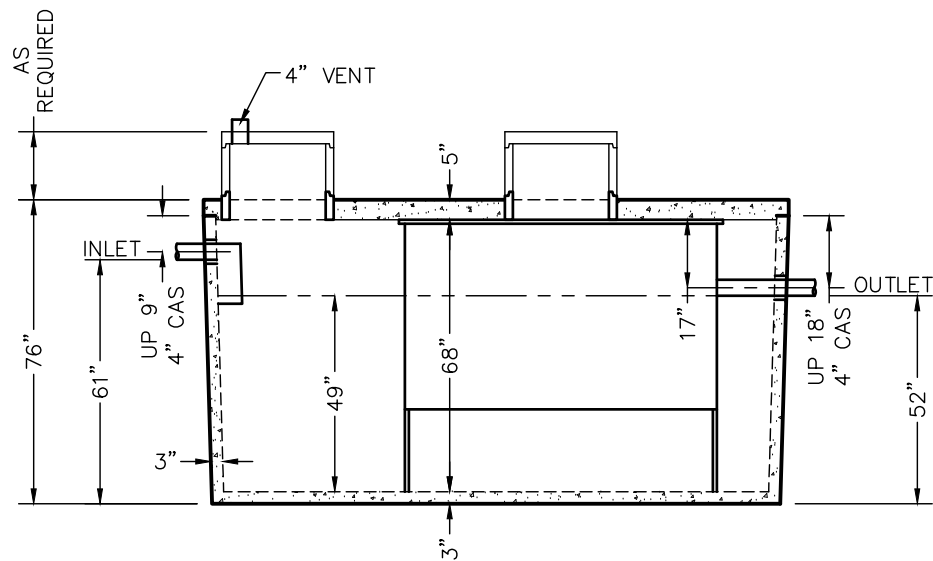
REVIEWED BY \_\_\_\_\_  
REVIEW DATE \_\_\_\_\_

**DRAWINGS SUBMITTED  
FOR APPROVAL**

APPROVED BY: \_\_\_\_\_  
APPROVAL DATE: \_\_\_\_\_  
PRODUCTS NEEDED BY: \_\_\_\_\_



TOP VIEW



SIDE VIEW

## W2400 BIO 1500 GPD MICROFAST® 1.5 OR HIGH STRENGTH FAST® 1.5 TANK SPECIFICATIONS

**DIMENSIONS:**

- WALL: 3"
- BOTTOM: 3"
- COVER: 5"
- MANHOLE: 24" I.D. PRECAST CONCRETE RISER
- HEIGHT: 76" O.D.
- LENGTH: 12'-2 1/4" O.D.
- WIDTH: 6'-7 1/4" O.D.
- BELOW INLET: 61" O.D.
- LIQUID LEVEL: 49"
- WEIGHT: BOTTOM 15,065 LBS.  
COVER 5,030 LBS.

**INLET AND OUTLET:**

4" CAST-A-SEAL BOOT OR EQUAL GASKET

**INLET AND OUTLET BAFFLES:**

AS SHOWN

LIQUID CAPACITY: 42.64 GAL/IN

LOADING DESIGN: 8'-0" UNSATURATED SOIL

COVER: MIX DESIGN #8 (NO FIBER)

TANK: MIX DESIGN #9 (SMALL FIBER)

CUSTOMIZED TANKS:

REVIEWED BY \_\_\_\_\_  
REVIEW DATE \_\_\_\_\_

**DRAWINGS SUBMITTED  
FOR APPROVAL**

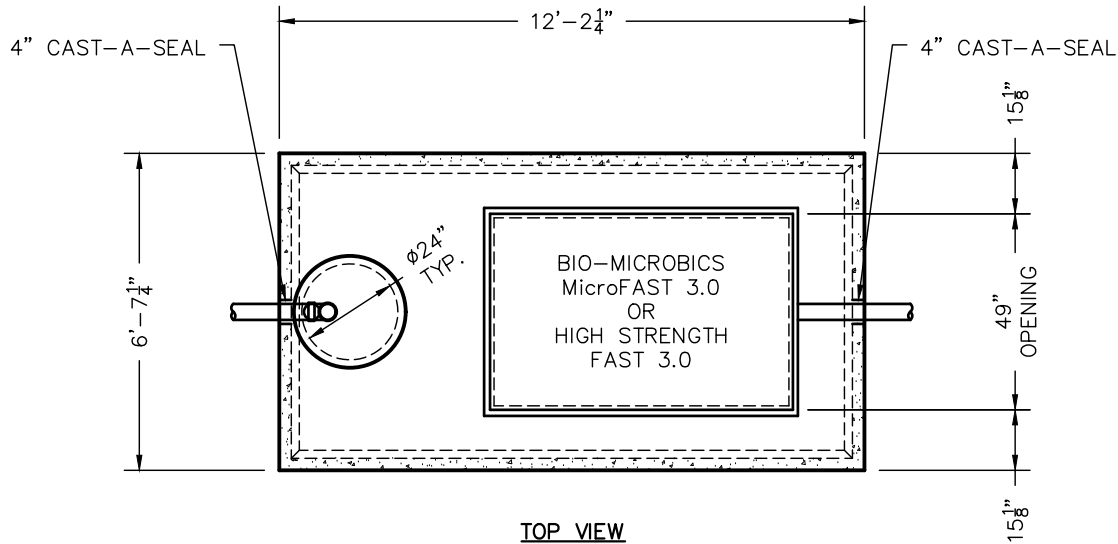
APPROVED BY: \_\_\_\_\_  
APPROVAL DATE: \_\_\_\_\_  
PRODUCTS NEEDED BY: \_\_\_\_\_

TANKS ARE MANUFACTURED TO MEET OR EXCEED ASTM C-1227 REQUIREMENTS

|  |                |               |                              |
|--|----------------|---------------|------------------------------|
| PRE-POUR:  |                | DATE:         |                              |
| SCALE: 1/4" = 1'-0"                                    | REV.           | DRAWN BY: WCP | DATE: 00/00/00               |
| DRAWN BY: WCP  | DATE: 00/00/00 | POST-POUR:    | FILE: w2400 bio hs fast 1500 |
| <b>WIESER CONCRETE</b>                                 |                |               |                              |
| w3716 US HWY 10, MAIDEN ROCK, WI 54750<br>800-325-8456 |                |               |                              |
| W2400 BIO HS FAST 1500                                 |                | SEPTIC MANUAL |                              |
| SHEET NO.  |                | 1 OF 1        |                              |



# W2700 BIO – 3000 GPD MICROFAST® 3.0 OR HIGH STRENGTH FAST® 3.0 TANK SPECIFICATIONS



**DIMENSIONS:**

- WALL: 3"
- BOTTOM: 3"
- COVER: 5 1/2"
- MANHOLE: 24" I.D. PRECAST CONCRETE RISER
- HEIGHT: 82 1/8" O.D.
- LENGTH: 12'-2 1/4" O.D.
- WIDTH: 6'-7 1/4" O.D.
- BELOW INLET: 75" O.D.
- LIQUID LEVEL: 64"
- WEIGHT: BOTTOM 15,065 LBS.  
COVER 5,030 LBS.

**INLET AND OUTLET:**

4" CAST-A-SEAL BOOT OR EQUAL GASKET

**INLET AND OUTLET Baffle and Filter:**

AS SHOWN

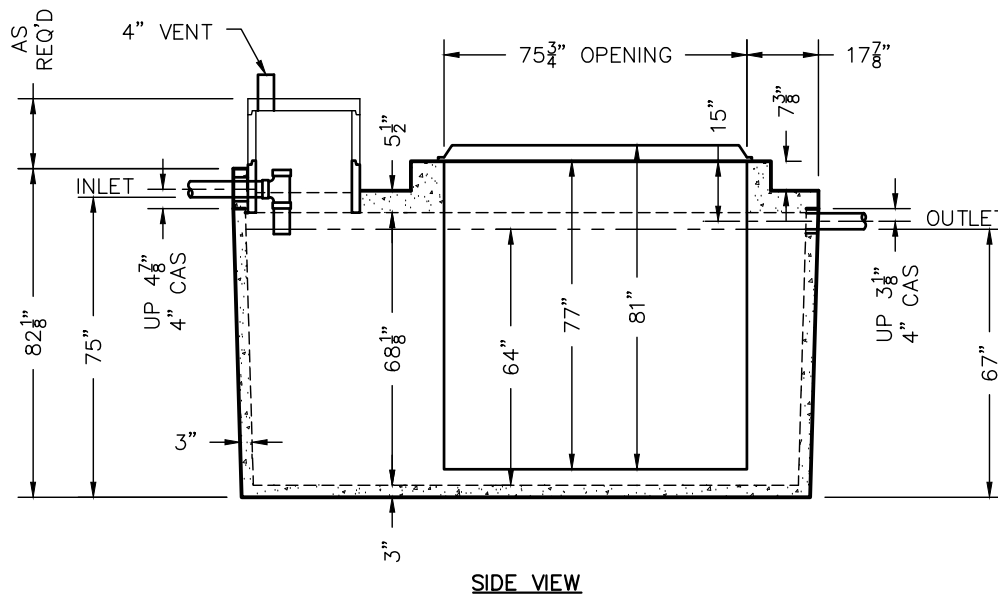
LIQUID CAPACITY: 42.46 GAL/IN

TANK LOADING DESIGN: 8'-0" UNSATURATED SOIL

BIO UNIT LOADING DESIGN:  
4'-0" UNSATURATED SOIL

COVER: MIX DESIGN #8 (NO FIBER)  
TANK: MIX DESIGN #9 (SMALL FIBER)

CUSTOMIZED TANKS:  
FOR CUSTOM TANKS CONTACT WIESER CONCRETE



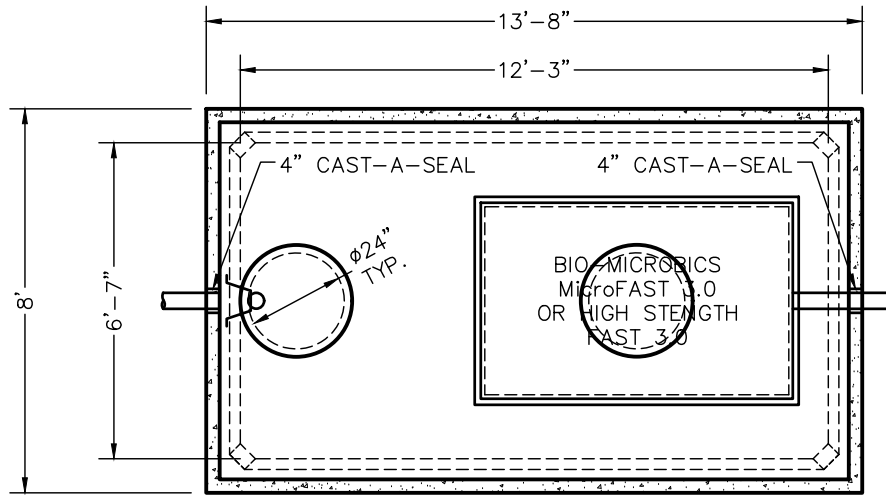
TANKS ARE MANUFACTURED TO MEET OR EXCEED ASTM C-1227 REQUIREMENTS

REVIEWED BY \_\_\_\_\_  
REVIEW DATE \_\_\_\_\_

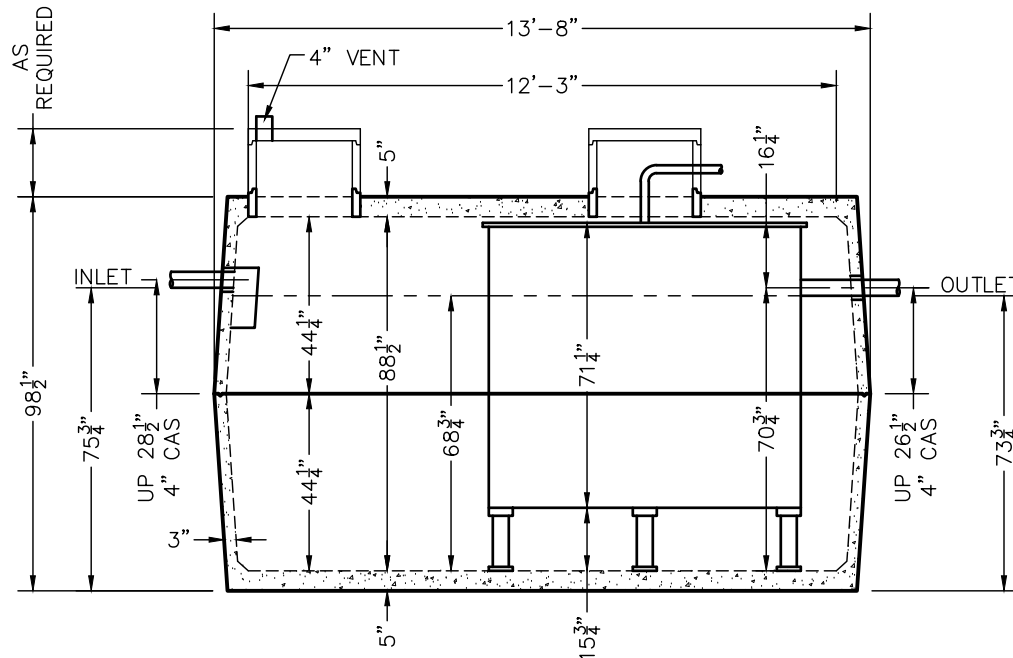
**DRAWINGS SUBMITTED FOR APPROVAL**

APPROVED BY: \_\_\_\_\_  
APPROVAL DATE: \_\_\_\_\_  
PRODUCTS NEEDED BY: \_\_\_\_\_

|                        |  |                |                              |
|------------------------|--|----------------|------------------------------|
| PRE-POUR:              |  | DATE:          |                              |
| SCALE: 1/4" = 1'-0"    | REV.                                   | DATE: 00/00/00 | FILE: w2700 bio hs fast 3000 |
| DRAWN BY: WCP          | <b>WIESER CONCRETE</b>                 |                |                              |
| DATE: 00/00/00         | w3716 US HWY 10, MAIDEN ROCK, WI 54750 |                |                              |
| POST-POUR:             | 800-325-8456                           |                |                              |
| W2700 BIO HS FAST 3000 | SEPTIC MANUAL                          |                |                              |
| SHEET NO. 1 OF 1       |  |                |                              |



TOP VIEW



SIDE VIEW

## W4000 BIO 3000 GPD MICROFAST® 3.0 OR HIGH STRENGTH FAST® 3.0 TANK SPECIFICATIONS

**DIMENSIONS:**

- WALL: 3"
- BOTTOM: 5"
- COVER: 5"
- MANHOLE: 24" I.D. PRECAST CONCRETE RISER
- HEIGHT: 98 1/2" O.D.
- LENGTH: 13'-8" O.D.
- WIDTH: 8'-0" O.D.
- BELOW INLET: 75 3/4" O.D.
- LIQUID LEVEL: 68 3/4"
- WEIGHT: 14,720 LBS. PER SECTION

**INLET AND OUTLET:**

4" CAST-A-SEAL BOOT OR EQUAL GASKET

**INLET AND OUTLET BAFFLES:**

AS SHOWN

LIQUID CAPACITY: 55.85 GAL/IN

**BIO UNIT LOADING DESIGN:**

4'-0" UNSATURATED SOIL

TANK: MIX DESIGN #9 (SMALL FIBER)

**CUSTOMIZED TANKS:**

FOR CUSTOM TANKS CONTACT WIESER CONCRETE

|                     |                |                              |       |
|---------------------|----------------|------------------------------|-------|
| PRE-POUR:           |                | DATE:                        |       |
| SCALE: 1/4" = 1'-0" | REV.           | REV.                         | REV.  |
| DRAWN BY: WCP       | DATE: 00/00/00 | DATE:                        | DATE: |
| POST-POUR:          |                | FILE: w4000 bio hs fast 3000 |       |

**WIESER CONCRETE**  
 W3716 US HWY 10, MAIDEN ROCK, WI 54750  
 800-325-8456

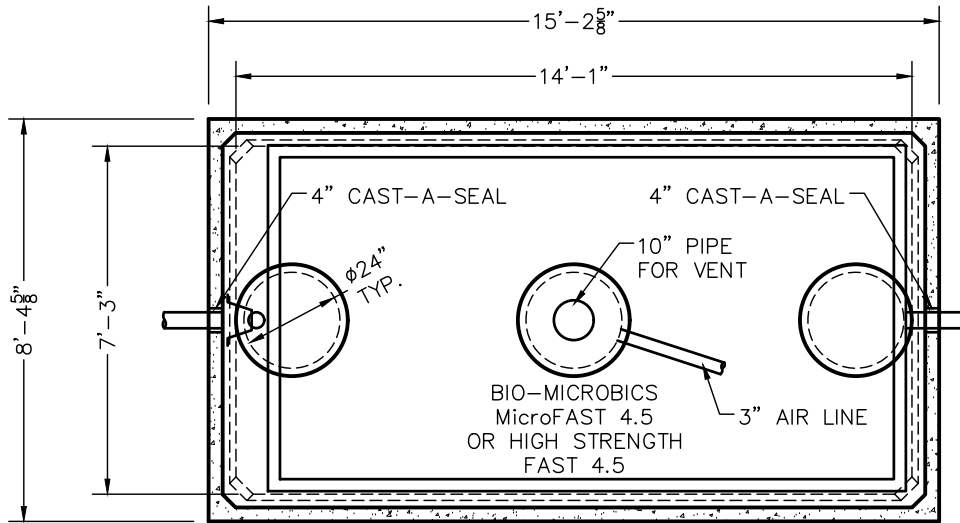
W4000 BIO HS FAST 3000  
 SEPTIC MANUAL

SHEET NO.  
 1 OF 1

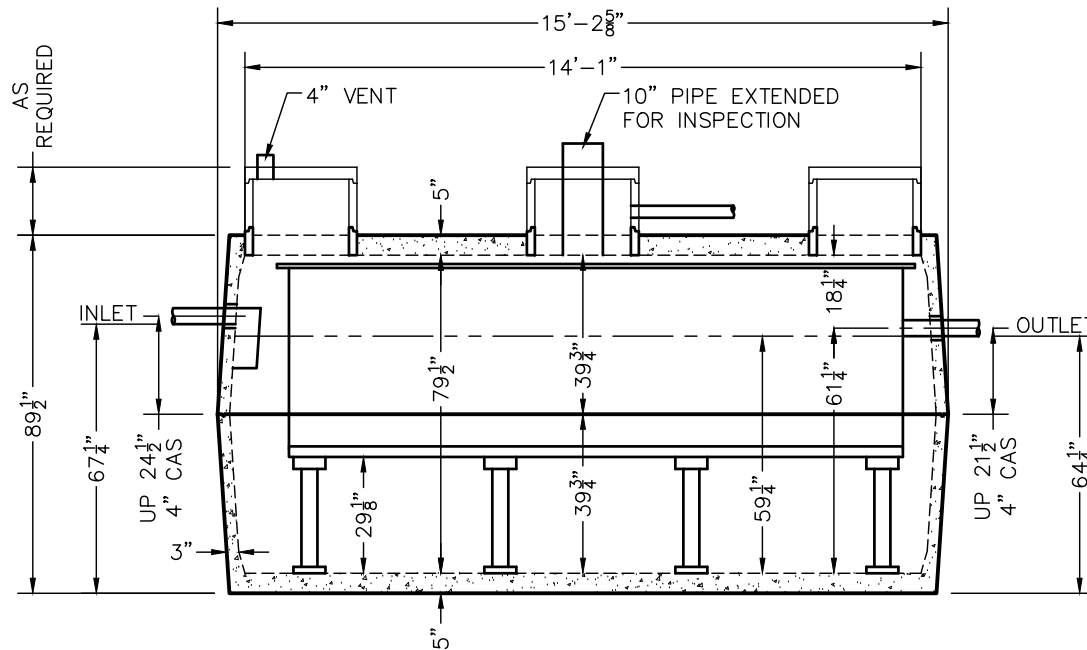
REVIEWED BY \_\_\_\_\_  
 REVIEW DATE \_\_\_\_\_

**DRAWINGS SUBMITTED FOR APPROVAL**

APPROVED BY: \_\_\_\_\_  
 APPROVAL DATE: \_\_\_\_\_  
 PRODUCTS NEEDED BY: \_\_\_\_\_



TOP VIEW



SIDE VIEW

## W5000 BIO 4500 GPD MICROFAST® 4.5 OR HIGH STRENGTH FAST® 4.5 TANK SPECIFICATIONS

**DIMENSIONS:**

WALL: 3"  
 BOTTOM: 5"  
 COVER: 4 15/16"  
 MANHOLE: 24" I.D. PRECAST CONCRETE RISER  
 HEIGHT: 89 1/2" O.D.  
 LENGTH: 15'-2 5/8" O.D.  
 WIDTH: 8'-4 5/8" O.D.  
 BELOW INLET: 67 1/4" O.D.  
 LIQUID LEVEL: 59 1/4"  
 WEIGHT: 14,350 LBS. PER SECTION

**INLET AND OUTLET:**

4" CAST-A-SEAL BOOT OR EQUAL GASKET

**INLET AND OUTLET BAFFLE:**

AS SHOWN

LIQUID CAPACITY: 70.06 GAL/IN

LOADING DESIGN: 8'-0" UNSATURATED SOIL

TANK: MIX DESIGN #9 (SMALL FIBER)

**CUSTOMIZED TANKS:**

FOR CUSTOM TANKS CONTACT WIESER CONCRETE

TANKS ARE MANUFACTURED TO MEET OR EXCEED ASTM C-1227 REQUIREMENTS

REVIEWED BY \_\_\_\_\_  
 REVIEW DATE \_\_\_\_\_

**DRAWINGS SUBMITTED  
FOR APPROVAL**

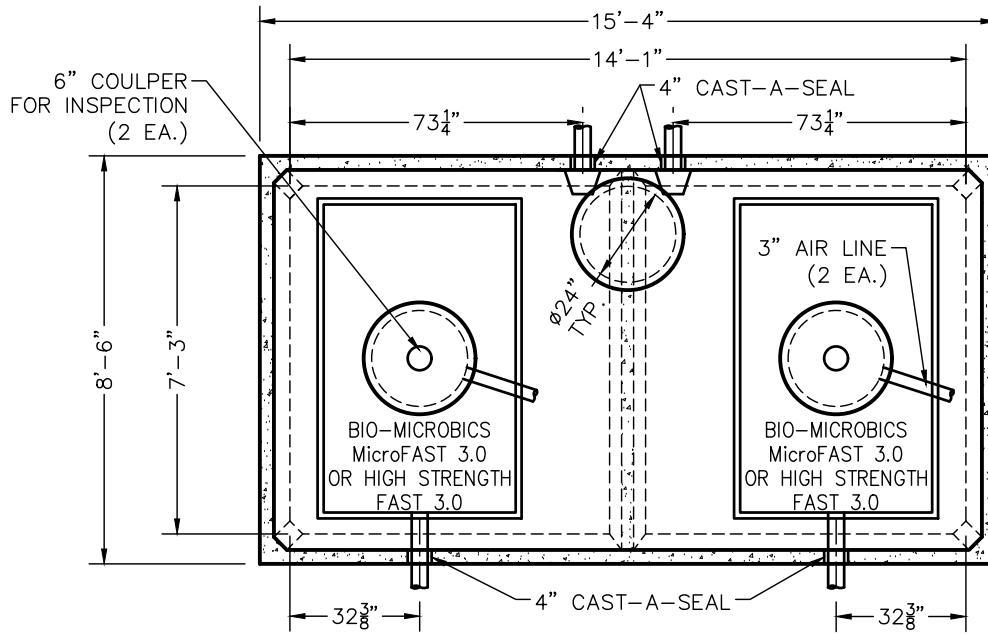
APPROVED BY: \_\_\_\_\_  
 APPROVAL DATE: \_\_\_\_\_  
 PRODUCTS NEEDED BY: \_\_\_\_\_

|                              |                |
|------------------------------|----------------|
| PRE-POUR:                    | DATE:          |
| POST-POUR:                   | REV.:          |
| SCALE: 1/4" = 1'-0"          | DRAWN BY: WCP  |
|                              | DATE: 00/00/00 |
| FILE: w5000 bio hs fast 4500 |                |

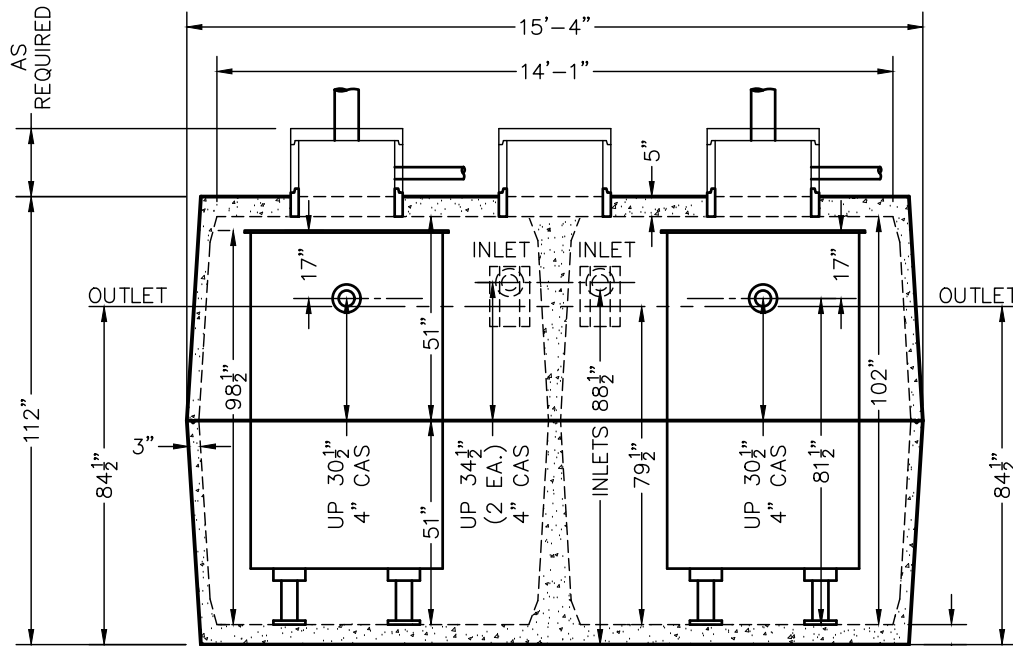
**WIESER CONCRETE**  
 W3716 US HWY 10, MAIDEN ROCK, WI 54750  
 800-325-8456

W5000 BIO HS FAST 4500  
 SEPTIC MANUAL

SHEET NO.  
 1 OF 1



TOP VIEW



SIDE VIEW

## W6010 BIO (2) 3000 GPD MICROFAST® 3.0 OR HIGH STRENGTH FAST® 3.0 TANK SPECIFICATIONS

**DIMENSIONS:**

- WALL: 3"
- BOTTOM: 5"
- COVER: 5"
- MANHOLE: 24" I.D. PRECAST CONCRETE RISER
- HEIGHT: 112" O.D.
- LENGTH: 15'-4" O.D.
- WIDTH: 8'-6" O.D.
- BELOW INLET: 88 1/2" O.D.
- LIQUID LEVEL: 79 1/2"
- WEIGHT: 15,050 LBS. PER SECTION

**INLET AND OUTLET:**

4" CAST-A-SEAL BOOT OR EQUAL GASKET

**INLET AND OUTLET BAFFLE:**

AS SHOWN

LIQUID CAPACITY: 70.71 GAL/IN

LOADING DESIGN: 8'-0" UNSATURATED SOIL

TANK: MIX DESIGN #9 (SMALL FIBER)

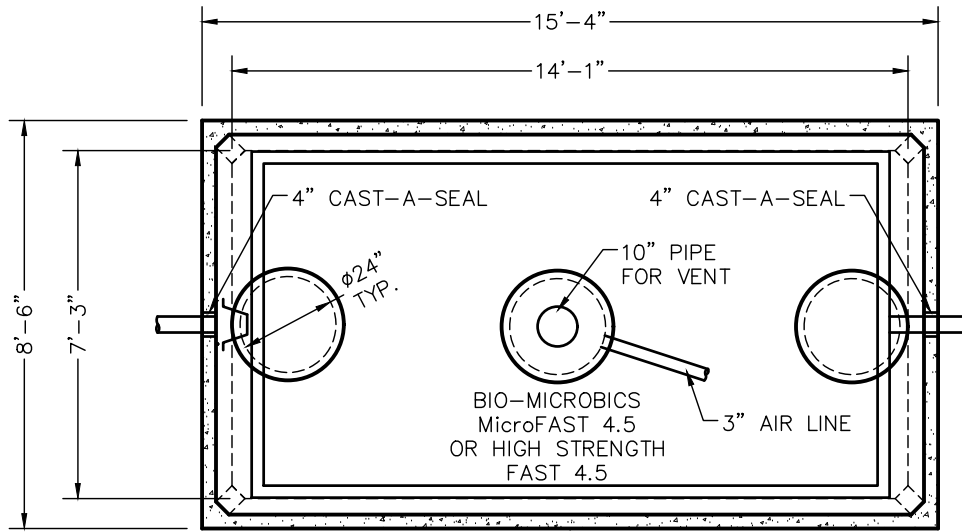
**CUSTOMIZED TANKS:**

FOR CUSTOM TANKS CONTACT WIESER CONCRETE

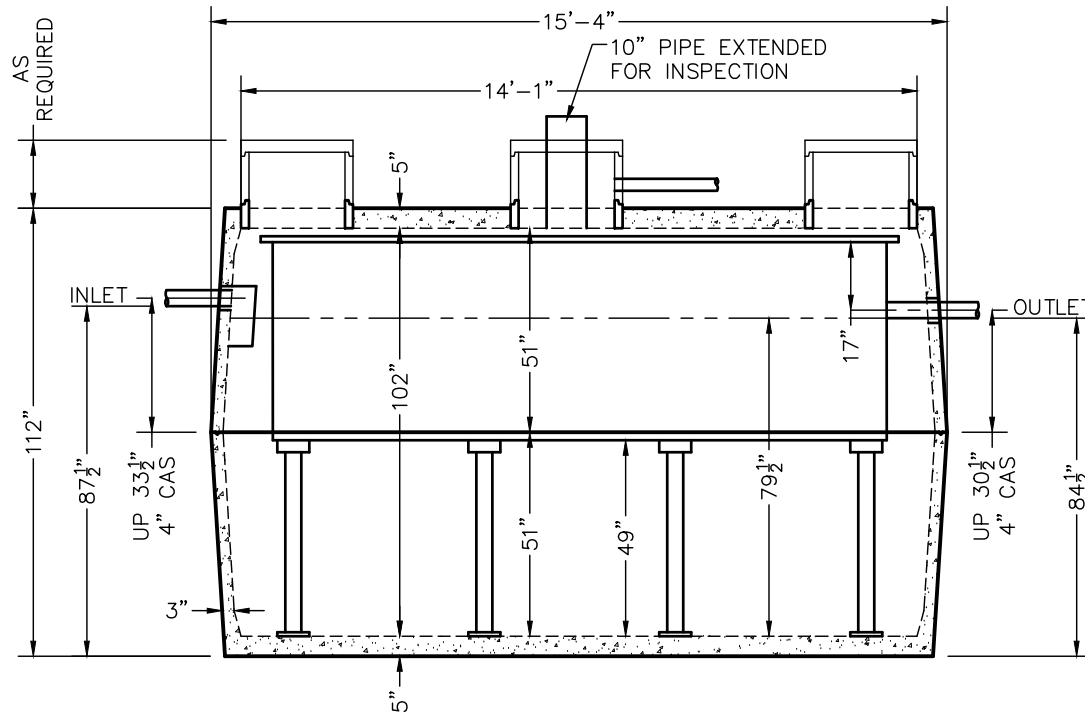
TANKS ARE MANUFACTURED TO MEET OR EXCEED ASTM C-1227 REQUIREMENTS

|  |
|--|
| REVIEWED BY _____                          |
| REVIEW DATE _____                          |
| <b>DRAWINGS SUBMITTED<br/>FOR APPROVAL</b> |
| APPROVED BY: _____                         |
| APPROVAL DATE: _____                       |
| PRODUCTS NEEDED BY: _____                  |

|  |                |                                  |      |
|--|----------------|----------------------------------|------|
| PRE-POUR:  |                | DATE:                            |      |
| SCALE: 1/4" = 1'-0"                                    | REV.           | DATE:                            | REV. |
| DRAWN BY: WCP  | DATE: 00/00/00 | FILE: w6010 bio hs fast (2) 3000 |      |
| POST-POUR:   |                |                                  |      |
| <b>WIESER CONCRETE</b>                                 |                |                                  |      |
| w3716 US HWY 10, MAIDEN ROCK, WI 54750<br>800-325-8456 |                |                                  |      |
| W6010 BIO HS FAST (2)<br>3000                          |                | SEPTIC MANUAL                    |      |
| SHEET NO.<br>1   |                | OF<br>1                          |      |



TOP VIEW



SIDE VIEW

## W6010 BIO 4500 GPD MICROFAST® 4.5 OR HIGH STRENGTH FAST® 4.5 TANK SPECIFICATIONS

**DIMENSIONS:**

- WALL: 3"
- BOTTOM: 5"
- COVER: 5"
- MANHOLE: 24" I.D. PRECAST CONCRETE RISER
- HEIGHT: 112" O.D.
- LENGTH: 14'-1" O.D.
- WIDTH: 8'-6" O.D.
- BELOW INLET: 87 1/2" O.D.
- LIQUID LEVEL: 79 1/2"
- WEIGHT: 14,350 LBS. PER SECTION

**INLET AND OUTLET:**

4" CAST-A-SEAL BOOT OR EQUAL GASKET

**INLET AND OUTLET BAFFLE:**

AS SHOWN

LIQUID CAPACITY: 70.06 GAL/IN

LOADING DESIGN: 8'-0" UNSATURATED SOIL

TANK: MIX DESIGN #9 (SMALL FIBER)

**CUSTOMIZED TANKS:**

FOR CUSTOM TANKS CONTACT WIESER CONCRETE

TANKS ARE MANUFACTURED TO MEET OR EXCEED ASTM C-1227 REQUIREMENTS

**DRAWINGS SUBMITTED FOR APPROVAL**

APPROVED BY: \_\_\_\_\_

APPROVAL DATE: \_\_\_\_\_

PRODUCTS NEEDED BY: \_\_\_\_\_

|            |                              |      |                     |
|------------|------------------------------|------|---------------------|
| PRE-POUR:  | DATE:                        | REV. | SCALE: 1/4" = 1'-0" |
| POST-POUR: | DATE:                        | REV. | DRAWN BY: WCP       |
|            | DATE: 00/00/00               |      | DATE: 00/00/00      |
|            | FILE: w6010 bio hs fast 4500 |      |                     |

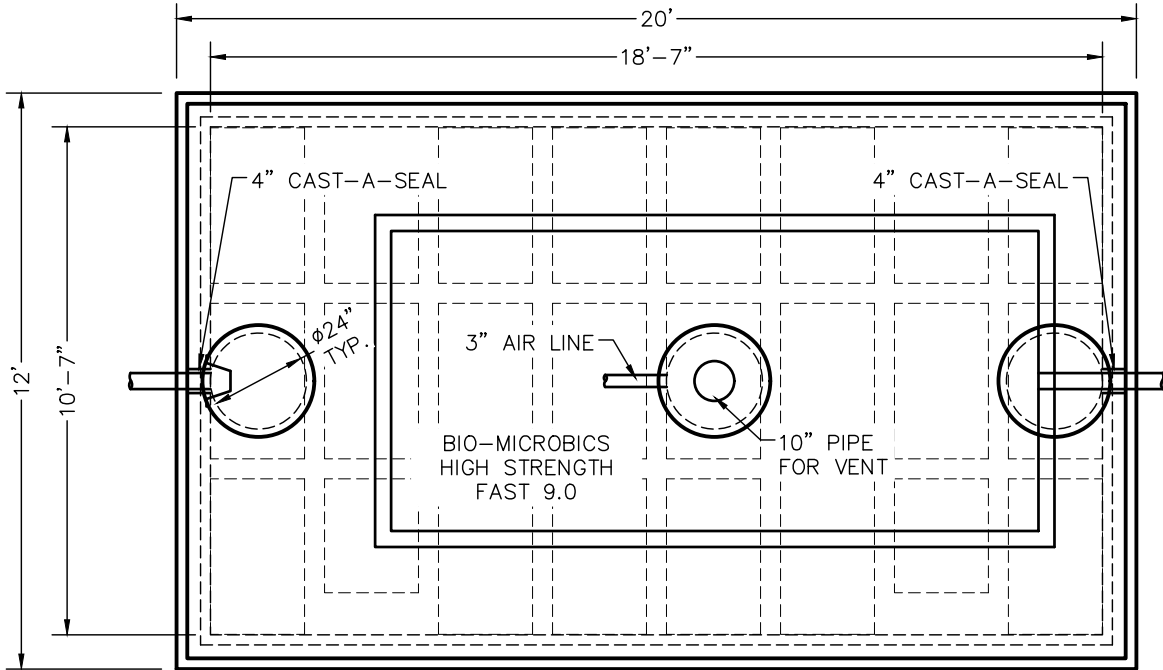
W3716 US HWY 10, MAIDEN ROCK, WI 54750  
800-325-8456

W6010 BIO HS FAST 4500

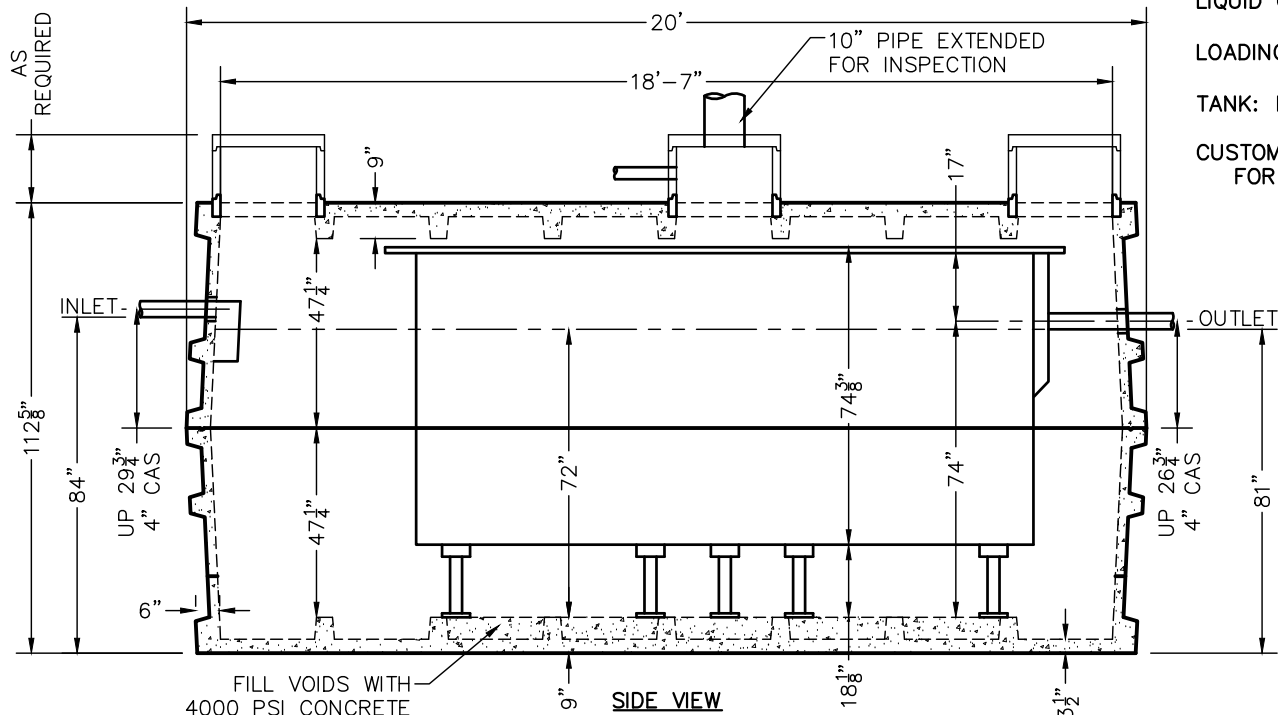
SEPTIC MANUAL

SHEET NO. 1 OF 1

1



TOP VIEW



SIDE VIEW

## W9000 BIO 9000 GPD HIGH STRENGTH FAST® 9.0 TANK SPECIFICATIONS

**DIMENSIONS:**

- WALL: 6" RIBBED
- BOTTOM: 9" RIBBED
- COVER: 9" RIBBED
- MANHOLE: 24" I.D. PRECAST CONCRETE RISER
- HEIGHT: 112 5/8" O.D.
- LENGTH: 20'-0" O.D.
- WIDTH: 12'-0" O.D.
- BELOW INLET: 84" O.D.
- LIQUID LEVEL: 72"
- WEIGHT: 29,000 LBS. PER TOP SECTION  
34,000 LBS. PER BOTTOM SECTION

**INLET AND OUTLET:**

4" CAST-A-SEAL BOOT OR EQUAL GASKET

INLET AND OUTLET BAFFLE AND FILTER:  
AS SHOWN

LIQUID CAPACITY: 126.90 GAL/IN

LOADING DESIGN: 8'-0" UNSATURATED SOIL

TANK: MIX DESIGN #9 (SMALL FIBER)

**CUSTOMIZED TANKS:**

FOR CUSTOM TANKS CONTACT WIESER CONCRETE

TANKS ARE MANUFACTURED TO MEET OR EXCEED ASTM C-1227 REQUIREMENTS

REVIEWED BY \_\_\_\_\_  
REVIEW DATE \_\_\_\_\_

**DRAWINGS SUBMITTED  
FOR APPROVAL**

APPROVED BY: \_\_\_\_\_  
APPROVAL DATE: \_\_\_\_\_  
PRODUCTS NEEDED BY: \_\_\_\_\_

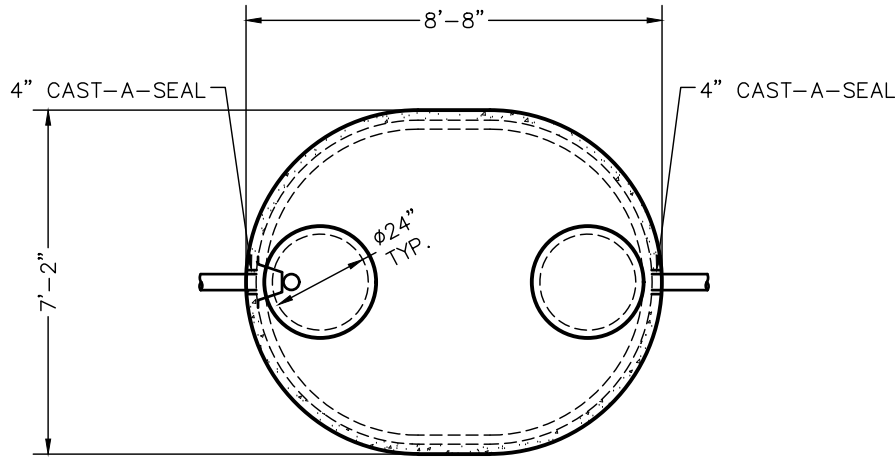
|            |       |      |                              |
|------------|-------|------|------------------------------|
| PRE-POUR:  | DATE: | REV. | SCALE: 1/4" = 1'-0"          |
| POST-POUR: |       |      | DRAWN BY: WCP                |
|            |       |      | DATE: 00/00/00               |
|            |       |      | FILE: w9000 bio hs fast 9000 |

**WIESER CONCRETE**  
W3716 US HWY 10, MAIDEN ROCK, WI 54750  
800-325-8456

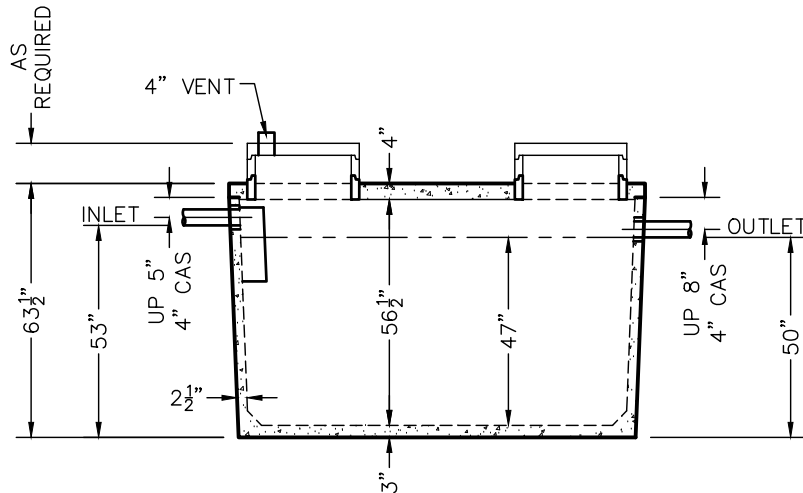
W9000 BIO HS FAST 9000  
SEPTIC MANUAL

SHEET NO.  
1 OF 1

# W1250-MR NIBBLER JR. TANK SPECIFICATIONS



TOP VIEW



SIDE VIEW

**DIMENSIONS:**

WALL: 2 1/2"  
 BOTTOM: 3"  
 COVER: 4"  
 MANHOLE: 24" I.D. PRECAST CONCRETE RISER  
 HEIGHT: 63 1/2" O.D.  
 LENGTH: 8'-8" O.D.  
 WIDTH: 7'-2" O.D.  
 BELOW INLET: 53" O.D.  
 LIQUID LEVEL: 47"  
 WEIGHT: BOTTOM 5,745 LBS.  
           COVER 2,555 LBS.

**INLET AND OUTLET:**

4" CAST-A-SEAL BOOT OR EQUAL GASKET

INLET Baffle: MINIMUM 2" SPACE BETWEEN TOP OF Baffle AND BOTTOM OF TANK COVER, MINIMUM OF 6" ABOVE LIQUID LEVEL AND MINIMUM 9" BELOW LIQUID LEVEL.

LIQUID CAPACITY: 26.81 GAL/IN

LOADING DESIGN: 8'-0" UNSATURATED SOIL

OPTIONAL CONCRETE RISERS AND LIDS

TANK CAN BE USED AS:

NIBBLER JR. MODELS NJRG-0002,  
NJRL-0002 AND NJRC-0002

COVER: MIX DESIGN #8 (NO FIBER)

TANK: MIX DESIGN #10 (STRUCTURAL FIBER)

CUSTOMIZED TANKS:

FOR CUSTOM TANKS CONTACT WIESER CONCRETE

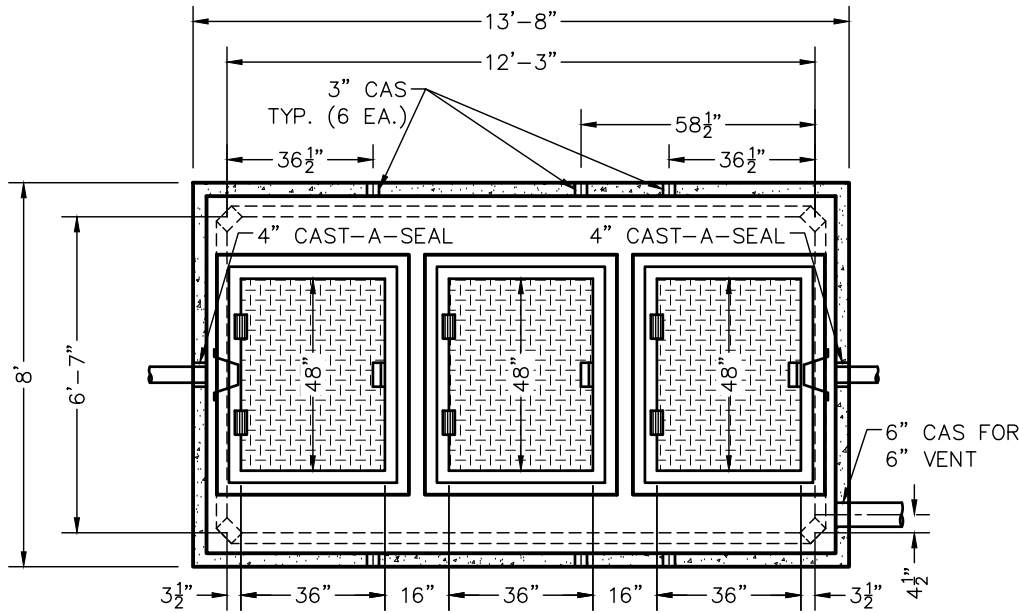
REVIEWED BY \_\_\_\_\_  
REVIEW DATE \_\_\_\_\_

**DRAWINGS SUBMITTED  
FOR APPROVAL**

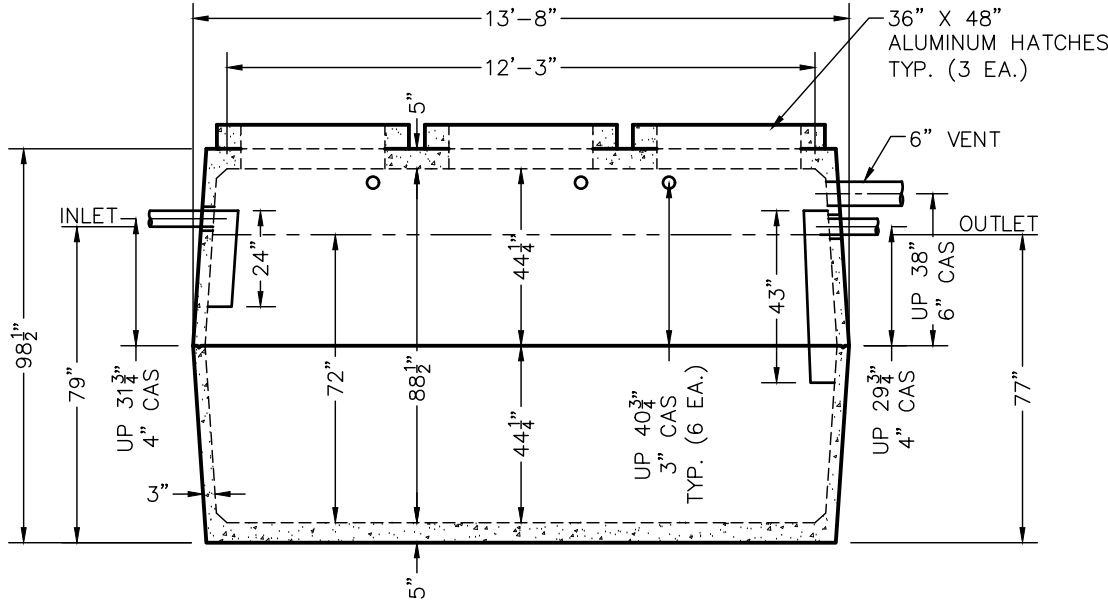
APPROVED BY: \_\_\_\_\_  
APPROVAL DATE: \_\_\_\_\_  
PRODUCTS NEEDED BY: \_\_\_\_\_

|  |               |                |                            |      |  |
|--|---------------|----------------|----------------------------|------|--|
| PRE-POUR:  |               | DATE:          |                            | REV. |  |
| SCALE: 1/4" = 1'-0"                                    | DRAWN BY: WCP | DATE: 00/00/00 | FILE: w1250-mr nibbler jr. |      |  |
| <b>WIESER CONCRETE</b>                                 |               |                |                            |      |  |
| w3716 US HWY 10, MAIDEN ROCK, WI 54750<br>800-325-8456 |               |                |                            |      |  |
| W1250-MR NIBBLER JR.<br>SEPTIC MANUAL                  |               |                |                            |      |  |
| SHEET NO.<br>1 OF 1                                    |               |                |                            |      |  |

# W4200 NIBBLER TANK SPECIFICATIONS



TOP VIEW



SIDE VIEW

**DIMENSIONS:**

- WALL: 3"
- BOTTOM: 5"
- COVER: 5"
- MANHOLE: 36" X 48" I.D. ALUMINUM HATCH
- HEIGHT: 98 1/2" O.D.
- LENGTH: 13'-8" O.D.
- WIDTH: 8'-0" O.D.
- BELOW INLET: 79" O.D.
- LIQUID LEVEL: 72"
- WEIGHT: 13,200 LBS.

**INLET AND OUTLET:**

- 3" CAST-A-SEAL BOOT OR EQUAL GASKET
- 4" CAST-A-SEAL BOOT OR EQUAL GASKET
- 6" CAST-A-SEAL BOOT OR EQUAL GASKET

**INLET AND OUTLET BAFFLE AND FILTER:**

- WISCONSIN, SEE DETAIL #10
- (OTHER STATES SEE CHART)

LIQUID CAPACITY: 58.85 GAL/IN

LOADING DESIGN: 8'-0" UNSATURATED SOIL

TANK CAN BE USED AS:  
NIBBLER

COVER: MIX DESIGN #8 (NO FIBER)  
TANK: MIX DESIGN #9 (SMALL FIBER)

CUSTOMIZED TANKS:  
FOR CUSTOM TANKS CONTACT WIESER CONCRETE

PRE-POUR:  
POST-POUR:

DATE:

REV.

SCALE: 1/4" = 1'-0"

DRAWN BY: WCP

DATE: 00/00/00

FILE: w4200 nibbler

**WIESER CONCRETE**

W3716 US HWY 10, MAIDEN ROCK, WI 54750  
800-325-8456

W4200 NIBBLER  
SEPTIC MANUAL

SHEET NO.

1 OF 1

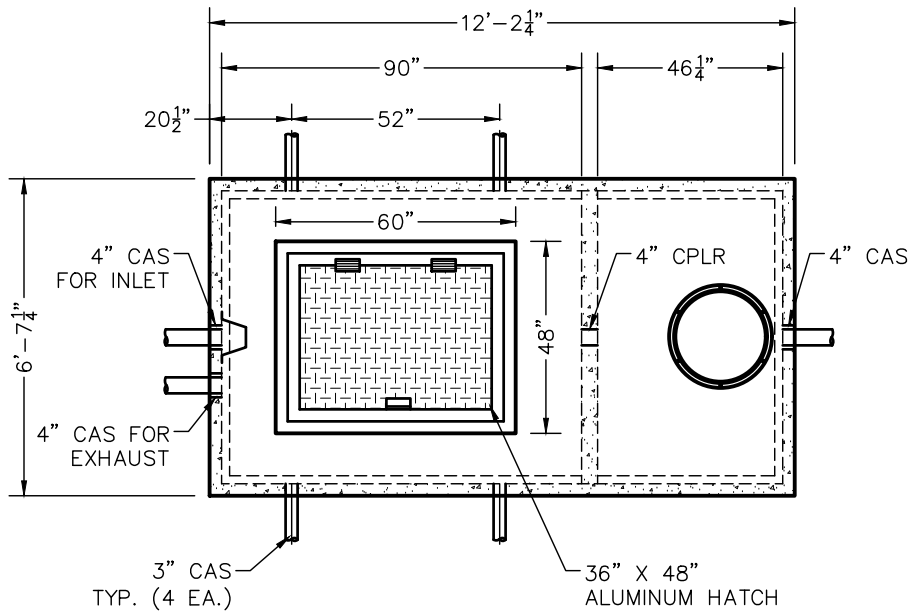
REVIEWED BY \_\_\_\_\_  
REVIEW DATE \_\_\_\_\_

**DRAWINGS SUBMITTED  
FOR APPROVAL**

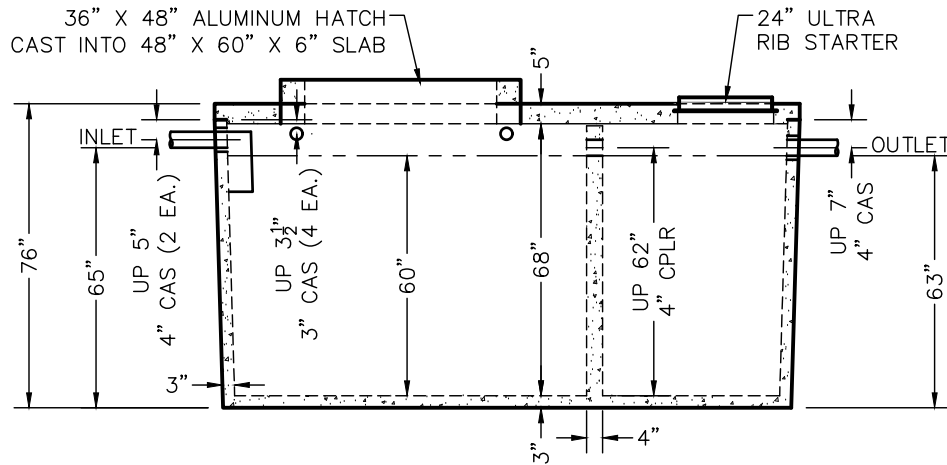
APPROVED BY: \_\_\_\_\_  
APPROVAL DATE: \_\_\_\_\_  
PRODUCTS NEEDED BY: \_\_\_\_\_



# W1648/822 NIBBLER/CLARIFIER TANK SPECIFICATIONS



**TOP VIEW**



**SIDE VIEW**

**DIMENSIONS:**

- WALL: 3"
- BOTTOM: 3"
- COVER: 5"
- MANHOLE: 24" I.D. ULTRA RIB STARTER  
36" X 48" ALUMINUM HATCH
- HEIGHT: 76" O.D.
- LENGTH: 12'-2 1/4" O.D.
- WIDTH: 6'-7 1/4" O.D.
- BELOW INLET: 65" O.D.
- LIQUID LEVEL: 60"
- WEIGHT: BOTTOM 15,065 LBS.  
COVER 5,030 LBS.

**INLET AND OUTLET:**

3" & 4" CAST-A-SEAL BOOT OR EQUAL GASKET

LIQUID CAPACITY: 27.47 GAL/IN (SEPTIC)  
13.70 GAL/IN (PUMP)

LOADING DESIGN: 8'-0" UNSATURATED SOIL

COVER: MIX DESIGN #8 (NO FIBER)  
TANK: MIX DESIGN #9 (SMALL FIBER)

TANKS ARE MANUFACTURED TO MEET OR EXCEED ASTM C-1227 REQUIREMENTS

REVIEWED BY \_\_\_\_\_  
 REVIEW DATE \_\_\_\_\_

**DRAWINGS SUBMITTED  
FOR APPROVAL**

APPROVED BY: \_\_\_\_\_  
 APPROVAL DATE: \_\_\_\_\_  
 PRODUCTS NEEDED BY: \_\_\_\_\_

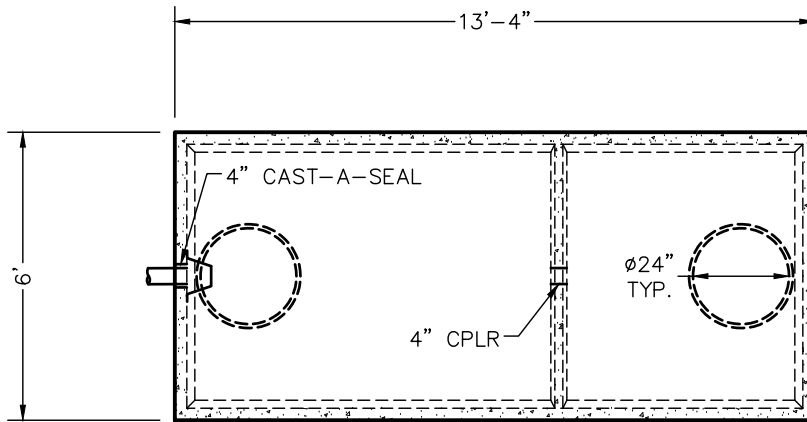
|            |       |      |                         |
|------------|-------|------|-------------------------|
| PRE-POUR:  | DATE: | REV. | SCALE: 1/4" = 1'-0"     |
| POST-POUR: |       |      | DRAWN BY: WCP           |
|            |       |      | DATE: 00/00/00          |
|            |       |      | FILE: w1648-822 nibbler |

**WIESER CONCRETE**  
 W3716 US HWY 10, MAIDEN ROCK, WI 54750  
 800-325-8456

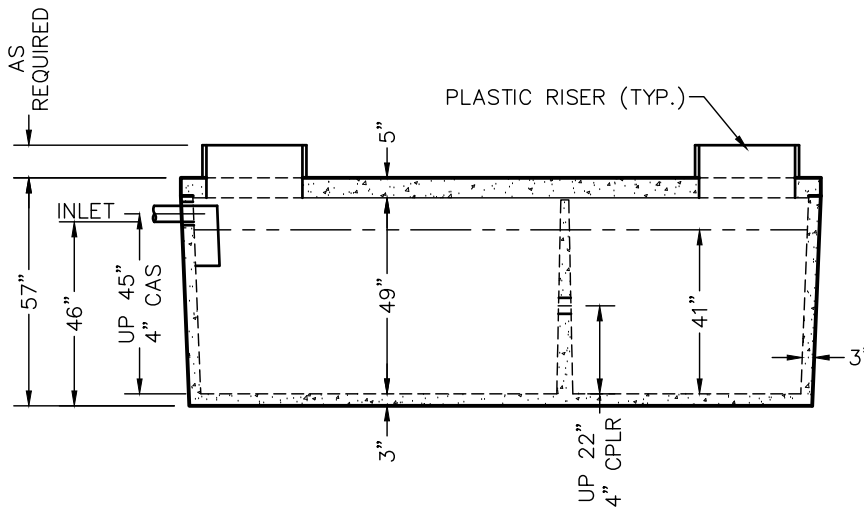
W1648-822 NIBBLER  
 SEPTIC MANUAL

SHEET NO.  
 1 OF 1

# ADVANTEK AX10 450 GPD WLP1000/650-FDL TANK SPECIFICATIONS



**TOP VIEW**



**SIDE VIEW**

**DIMENSIONS:**

- WALL: 3"
- BOTTOM: 3"
- COVER: 5"
- MANHOLE: 24" I.D. PLASTIC RISER
- HEIGHT: 57" O.D.
- LENGTH: 13'-4" O.D.
- WIDTH: 6'-0" O.D.
- BELOW INLET: 46" O.D.
- LIQUID LEVEL: 41"
- WEIGHT: BOTTOM 10,000 LBS.  
COVER 5,000 LBS.

**INLET AND OUTLET:**

4" CAST-A-SEAL BOOT OR EQUAL GASKET

**INLET Baffle AND FILTER:**

WISCONSIN, SEE DETAIL #10  
(OTHER STATES SEE CHART)

LIQUID CAPACITY: 24.74 GAL/IN (SEPTIC)  
15.94 GAL/IN (PUMP)

LOADING DESIGN: 8'-0" UNSATURATED SOIL

OPTIONAL CONCRETE RISERS AND LIDS

TANK CAN BE USED AS:  
ADVANTEK AX 10 450 GPD

COVER: MIX DESIGN #8 (NO FIBER)  
TANK: MIX DESIGN #9 (SMALL FIBER)

**CUSTOMIZED TANKS:**

FOR CUSTOM TANKS CONTACT WIESER CONCRETE

REVIEWED BY \_\_\_\_\_  
REVIEW DATE \_\_\_\_\_

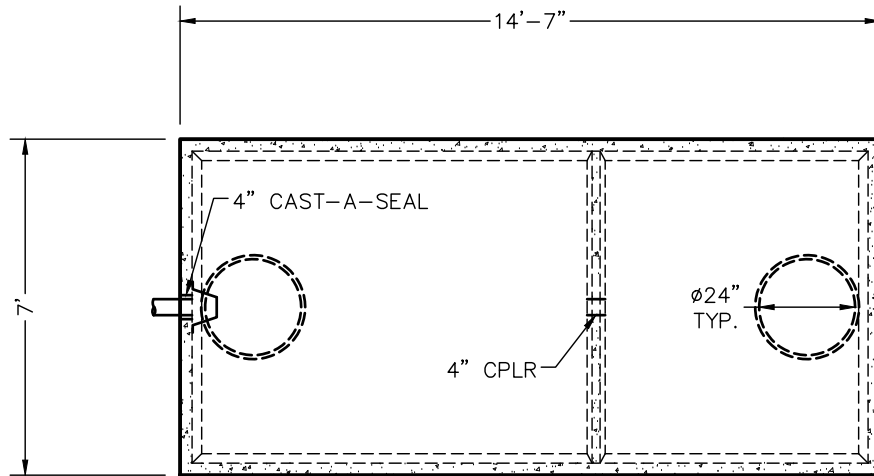
**DRAWINGS SUBMITTED  
FOR APPROVAL**

APPROVED BY: \_\_\_\_\_  
APPROVAL DATE: \_\_\_\_\_  
PRODUCTS NEEDED BY: \_\_\_\_\_

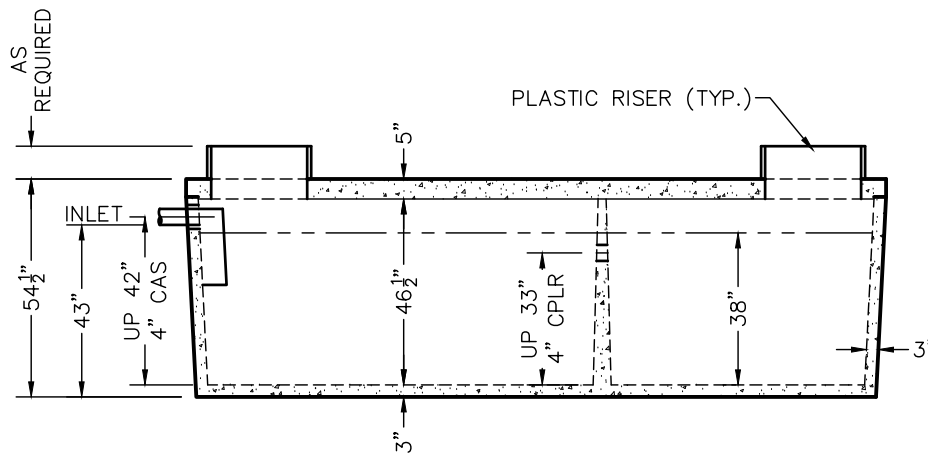
TANKS ARE MANUFACTURED TO MEET OR EXCEED ASTM C-1227 REQUIREMENTS

|  |                |            |      |
|--|----------------|------------|------|
| PRE-POUR:  |                | DATE:      |      |
| SCALE: 1/4" = 1'-0"                                    | REV.           | REV.       | REV. |
| DRAWN BY: WCP  | DATE: 00/00/00 | POST-POUR: |      |
| FILE: advantex wlp1000-650 fdl                         |                |            |      |
| <b>WIESER CONCRETE</b>                                 |                |            |      |
| W3716 US HWY 10, MAIDEN ROCK, WI 54750<br>800-325-8456 |                |            |      |
| ADVANTEK WLP1000-650 FDL                               |                |            |      |
| SEPTIC MANUAL  |                |            |      |
| SHEET NO.  |                |            | 1    |
| OF   |                |            | 1    |

ADVANTEK AX10 OR 20  
450 OR 900 GPD  
WLP1280/800-FDL  
TANK SPECIFICATIONS



TOP VIEW



SIDE VIEW

**DIMENSIONS:**

- WALL: 3"
- BOTTOM: 3"
- COVER: 5"
- MANHOLE: 24" I.D. PLASTIC RISER
- HEIGHT: 54 1/2" O.D.
- LENGTH: 14'-7" O.D.
- WIDTH: 7'-0" O.D.
- BELOW INLET: 43" O.D.
- LIQUID LEVEL: 38"
- WEIGHT: BOTTOM 11,620 LBS.  
COVER 6,380 LBS.

**INLET AND OUTLET:**

4" CAST-A-SEAL BOOT OR EQUAL GASKET

**INLET Baffle AND FILTER:**

WISCONSIN, SEE DETAIL #10  
(OTHER STATES SEE CHART)

LIQUID CAPACITY: 33.44 GAL/IN (SEPTIC)  
20.60 GAL/IN (PUMP)

LOADING DESIGN: 8'-0" UNSATURATED SOIL

OPTIONAL CONCRETE RISERS AND LIDS

**TANK CAN BE USED AS:**

ADVANTEK AX10 OR 20, 450 OR 900 GPD

COVER: MIX DESIGN #8 (NO FIBER)

TANK: MIX DESIGN #9 (SMALL FIBER)

**CUSTOMIZED TANKS:**

FOR CUSTOM TANKS CONTACT WIESER CONCRETE

REVIEWED BY \_\_\_\_\_  
REVIEW DATE \_\_\_\_\_

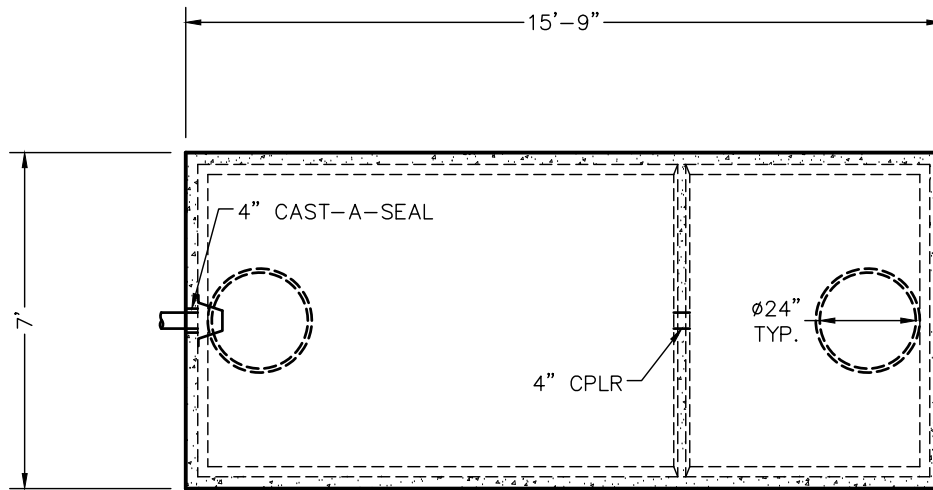
**DRAWINGS SUBMITTED  
FOR APPROVAL**

APPROVED BY: \_\_\_\_\_  
APPROVAL DATE: \_\_\_\_\_  
PRODUCTS NEEDED BY: \_\_\_\_\_

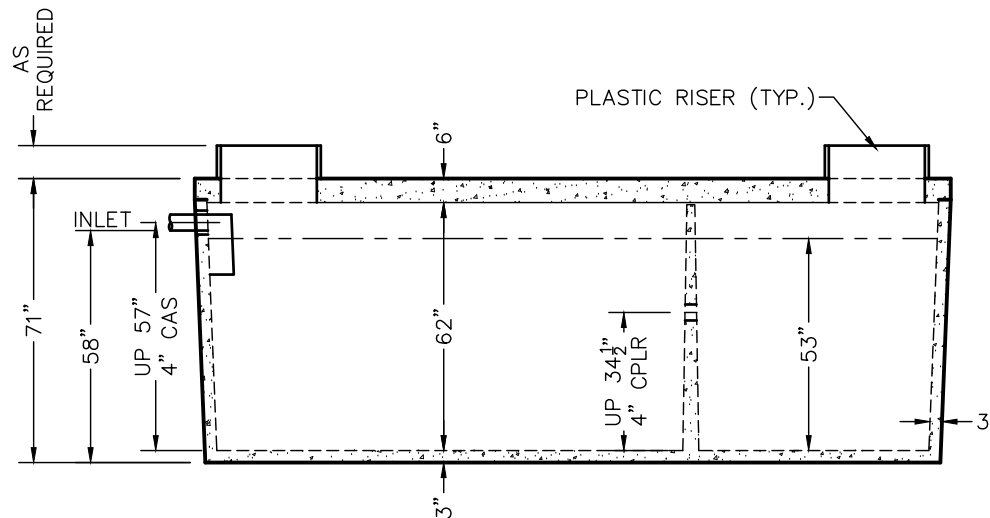
TANKS ARE MANUFACTURED TO MEET OR EXCEED ASTM C-1227 REQUIREMENTS

|  |       |               |                     |
|--|-------|---------------|---------------------|
| PRE-POUR:  | DATE: | REV.          | SCALE: 1/4" = 1'-0" |
| POST-POUR:   |       |               | DRAWN BY: WCP       |
|  |       |               | DATE: 00/00/00      |
| FILE: advantex wlp1280-800 fdl                         |       |               |                     |
| <b>WIESER CONCRETE</b>                                 |       |               |                     |
| W3716 US HWY 10, MAIDEN ROCK, WI 54750<br>800-325-8456 |       |               |                     |
| ADVANTEK WLP1280-800<br>FDL                            |       | SEPTIC MANUAL |                     |
|  |       |               | SHEET NO.<br>1 OF 1 |

# ADVANTEK AX 20 900 GPD W2000/1000-FDL TANK SPECIFICATIONS



TOP VIEW



SIDE VIEW

**DIMENSIONS:**

- WALL: 3"
- BOTTOM: 3"
- COVER: 6"
- MANHOLE: 24" I.D. PLASTIC RISER
- HEIGHT: 71" O.D.
- LENGTH: 15'-9" O.D.
- WIDTH: 7'-0" O.D.
- BELOW INLET: 58" O.D.
- LIQUID LEVEL: 53"
- WEIGHT: BOTTOM 14,735 LBS.
- COVER 8,265 LBS.

**INLET AND OUTLET:**

4" CAST-A-SEAL BOOT OR EQUAL GASKET

**INLET Baffle AND FILTER:**

WISCONSIN, SEE DETAIL #10  
(OTHER STATES SEE CHART)

LIQUID CAPACITY: 37.92 GAL/IN (SEPTIC)  
18.98 GAL/IN (PUMP)

LOADING DESIGN: 8'-0" UNSATURATED SOIL

OPTIONAL CONCRETE RISERS AND LIDS

TANK CAN BE USED AS:

ADVANTEK AX 20 900 GPD

COVER: MIX DESIGN #8 (NO FIBER)

TANK: MIX DESIGN #9 (SMALL FIBER)

CUSTOMIZED TANKS:

FOR CUSTOM TANKS CONTACT WIESER CONCRETE

REVIEWED BY \_\_\_\_\_  
REVIEW DATE \_\_\_\_\_

**DRAWINGS SUBMITTED  
FOR APPROVAL**

APPROVED BY: \_\_\_\_\_  
APPROVAL DATE: \_\_\_\_\_  
PRODUCTS NEEDED BY: \_\_\_\_\_

TANKS ARE MANUFACTURED TO MEET OR EXCEED ASTM C-1227 REQUIREMENTS

|  |               |                |                               |      |  |
|--|---------------|----------------|-------------------------------|------|--|
| PRE-POUR:  |               | DATE:          |                               | REV. |  |
| SCALE: 1/4" = 1'-0"                                    | DRAWN BY: WCP | DATE: 00/00/00 | FILE: advantex w2000-1000 fdl |      |  |
| <b>WIESER CONCRETE</b>                                 |               |                |                               |      |  |
| W3716 US HWY 10, MAIDEN ROCK, WI 54750<br>800-325-8456 |               |                |                               |      |  |
| ADVANTEK W2000-1000 FDL<br>SEPTIC MANUAL               |               |                |                               |      |  |
| SHEET NO.<br>1 OF 1                                    |               |                |                               |      |  |

# ADVANTEX AX10 450 GPD OR ADVANTEX AX20 600 GPD W3000/1800 TANK SPECIFICATIONS

**DIMENSIONS:**  
 WALL: 3"  
 BOTTOM: 5"  
 COVER: 5"  
 MANHOLE: 24" I.D. PLASTIC RISER  
 HEIGHT: 89 1/2" O.D.  
 LENGTH: 15'-2 5/8" O.D.  
 WIDTH: 8'-4 5/8" O.D.  
 BELOW INLET: 78 1/2" O.D.  
 LIQUID LEVEL: 71 1/2"  
 WEIGHT: 14,350 LBS. PER SECTION

**INLET AND OUTLET:**  
 4" CAST-A-SEAL BOOT OR EQUAL GASKET

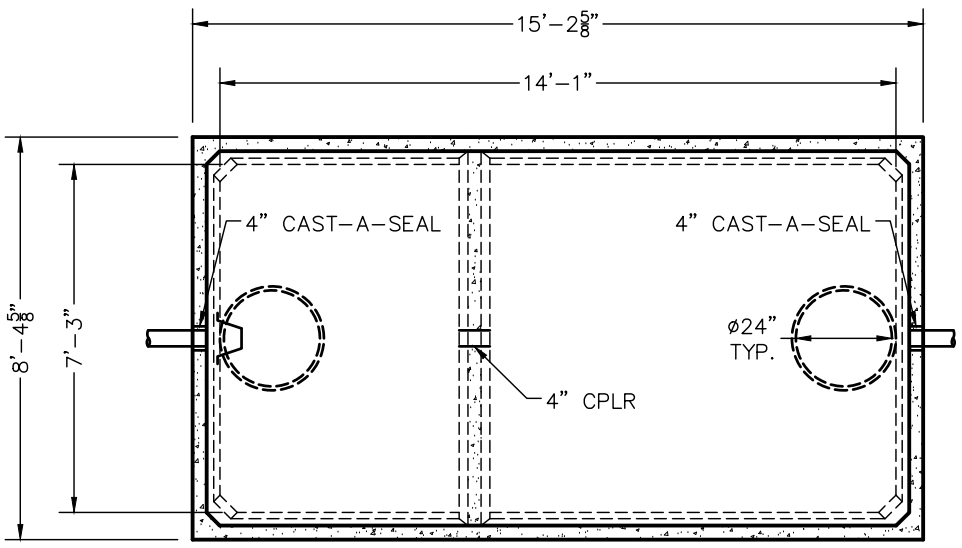
**INLET AND OUTLET Baffle AND FILTER:**  
 WISCONSIN, SEE DETAIL #10  
 (OTHER STATES SEE CHART)

**LIQUID CAPACITY:** 41.67 GAL/IN (SEPTIC)  
 25.00 GAL/IN (PUMP)

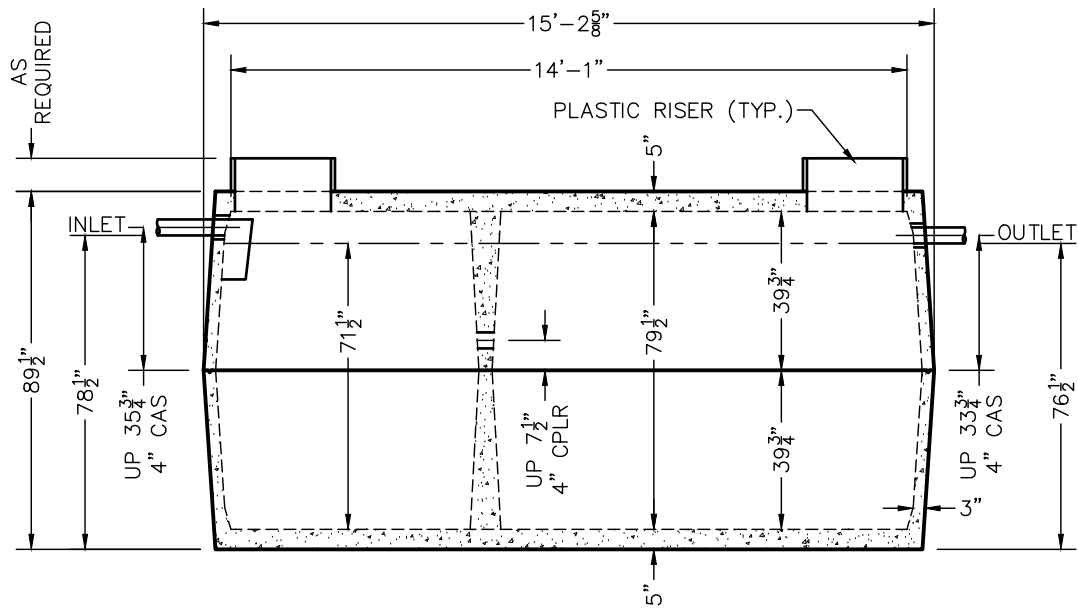
**LOADING DESIGN:** 8'-0" UNSATURATED SOIL

**TANK:** MIX DESIGN #9 (SMALL FIBER)

**CUSTOMIZED TANKS:**  
 FOR CUSTOM TANKS CONTACT WIESER CONCRETE



TOP VIEW



SIDE VIEW

TANKS ARE MANUFACTURED TO MEET OR EXCEED ASTM C-1227 REQUIREMENTS

REVIEWED BY \_\_\_\_\_  
 REVIEW DATE \_\_\_\_\_

**DRAWINGS SUBMITTED  
FOR APPROVAL**

APPROVED BY: \_\_\_\_\_  
 APPROVAL DATE: \_\_\_\_\_  
 PRODUCTS NEEDED BY: \_\_\_\_\_

|  |                |                           |                     |
|--|----------------|---------------------------|---------------------|
| PRE-POUR:  |                | DATE:                     |                     |
| SCALE: 1/4" = 1'-0"                                    | REV.           | DATE:                     | POST-POUR:          |
| DRAWN BY: WCP  | DATE: 00/00/00 | FILE: advantex w3000-1800 |                     |
| <b>WIESER CONCRETE</b>                                 |                |                           |                     |
| w3716 US HWY 10, MAIDEN ROCK, WI 54750<br>800-325-8456 |                |                           |                     |
| ADVANTEX W3000-1800                                    | SEPTIC MANUAL  |                           |                     |
|  |                |                           | SHEET NO.<br>1 OF 1 |

Click on blue links to view detail.

## TYPICAL TANK DETAILS

### COVER DETAILS:

- DETAIL 1 – WARNING LABELS, TRADEMARK AND CAPACITY DETAILS
- DETAIL 2 – MANHOLE RISER COVER WITH INSPECTION/VENT OPENING DETAIL
- DETAIL 2A – ALTERNATE BOLT DOWN EJIW HEAVY DUTY FRAME AND LID (SEE DETAIL ON LEFT)
- DETAIL 3 – LOCK DOWN CONCRETE COVER AND RISER DETAIL
- DETAIL 4 – WATERTIGHT  $\varnothing 8$ " SERVICE PORT (CLEAN OUT)

### RISER DETAILS:

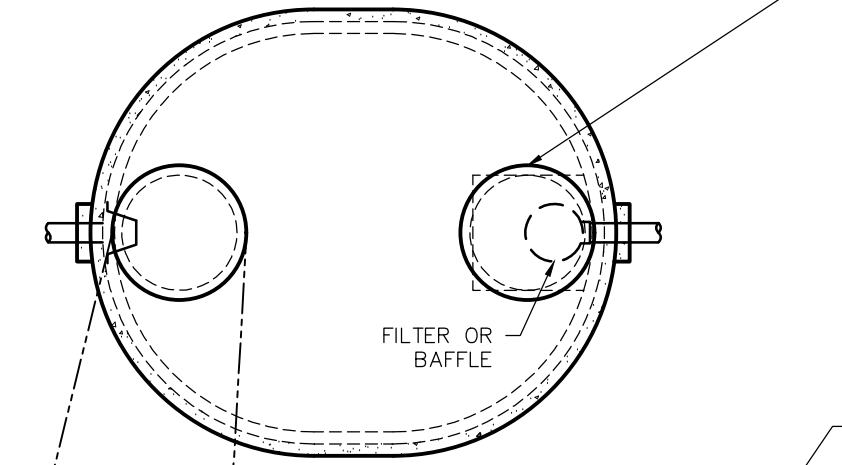
- DETAIL 5 – MANHOLE RISER, CONCRETE COVER AND JOINT DETAILS
- DETAIL 5A – MANHOLE RISER, HEAVY DUTY BOLT DOWN COVER AND JOINT DETAIL
- DETAIL 5B – MANHOLE RISER, ACCESS HATCH AND JOINT DETAIL
- DETAIL 6 – RISER WITH 2" AND 4" COUPLINGS

### SIDE WALL OPENINGS:

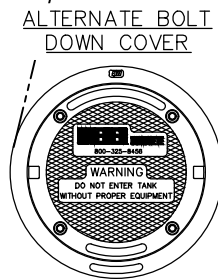
- DETAIL 7 – INLET AND OUTLET DETAILS
- DETAIL 8 – DOUBLE INLET AND OUTLET DETAILS
- DETAIL 9 – MULTIPLE INLET AND OUTLET DETAILS
- DETAIL 9A & 9B – POSITIVE SEAL GASKET SYSTEM (CAST-A-SEAL BOOT AND PSX-BOOT)
- DETAIL 10 – BAFFLE AND FASTENER DETAIL
- DETAIL 11 – FILTER INSTALLATION DETAIL

### MISC. DETAIL:

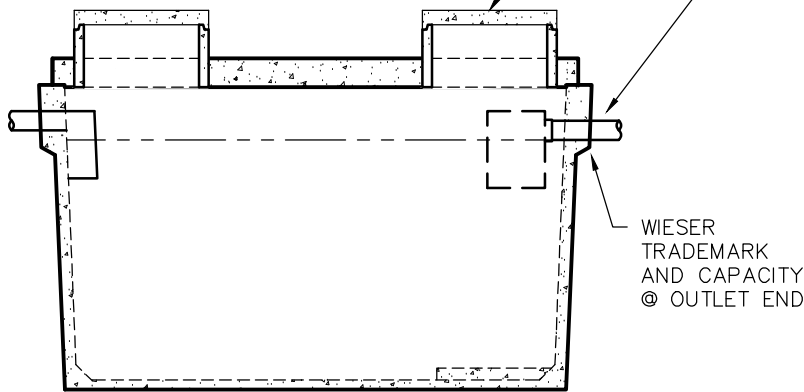
- DETAIL 12 – SIPHON DETAIL
- DETAIL 13 – FILTER CANISTER DETAIL
- DETAIL 14 – SEALANT SPECS & INSTALLATION
- DETAIL 15 – TANK INSTALLATION INSTRUCTIONS
- DETAIL 15A – LARGE TANK INSTALLATION INSTRUCTION
- DETAIL 16 – DISTRIBUTION BOX
- DETAIL 16A – DROP BOX
- DETAIL 17 – SUPER SCREEN



TOP VIEW



DETAIL 2A



SIDE VIEW

WIESER  
TRADEMARK  
AND CAPACITY  
© OUTLET END

|   |                          |       |            |
|---|--------------------------|-------|------------|
| SCALE: NTS  | REV.                     | DATE: | PRE-POUR:  |
| DRAWN BY: WCP   |                          |       | POST-POUR: |
| DATE: 00/00/00  | FILE: tank details cover |       |            |
| <b>WIESER CONCRETE</b>  |                          |       |            |
| W3716 US HWY 10, MAIDEN ROCK, WI 54750<br>800-325-8456                                      |                          |       |            |
| TYPICAL DETAILS FOR TANK,<br>HOLDING TANK, PUMP TANK<br>SEPTIC MANUAL<br>TANK DETAILS COVER |                          |       |            |
| SHEET NO.<br>1 OF 1   |                          |       |            |

DETAIL 1  
WARNING LABELS, TRADEMARK,  
AND CAPACITY DETAILS

**WARNING**



**DO NOT ENTER TANK WITH-  
OUT PROPER EQUIPMENT.  
FUMES MAY CAUSE DEATH!**

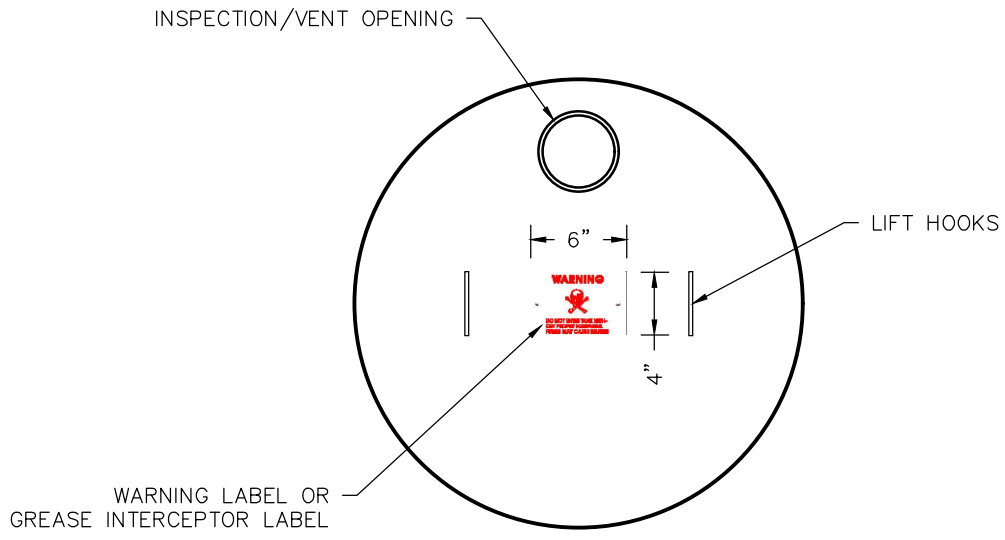
**GREASE  
INTERCEPTOR**

LABELS CAST IN CONCRETE WITH CORNERS BENT DOWN.  
WARNING LABELS ACTUAL SIZE 6" LONG X 4" HIGH.

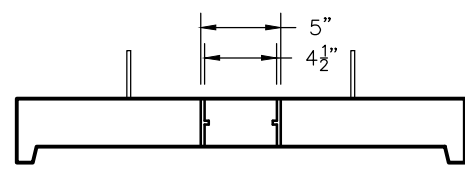
TRADEMARK AND CAPACITY CAST INTO TANK ON OUTLET  
END OF TANK.

|  |      |       |            |
|--|------|-------|------------|
| SCALE: NTS   | REV. | DATE: | PRE-POUR:  |
| DRAWN BY: WCP  |      |       | POST-POUR: |
| DATE: 00/00/00   |      |       |            |
| FILE: detail 1   |      |       |            |
| <b>WIESER CONCRETE</b><br>W3716 US HWY 10, MAIDEN ROCK, WI 54750<br>800-325-8456 |      |       |            |
| WARNING LABELS, TRADEMARKS,<br>AND CAPACITY DETAILS<br>SEPTIC MANUAL<br>DETAIL 1 |      |       |            |
| SHEET NO.<br>1<br>OF<br>1  |      |       |            |

# DETAIL 2 MANHOLE RISER COVER WITH INSPECTION/VENT OPENING DETAIL



TOP VIEW



SIDE VIEW

|  |               |  |            |
|--|---------------|--|------------|
|  | REV.          | DATE:  | PRE-POUR:  |
| SCALE: 1" = 1'-0"  | DRAWN BY: WCP | DATE: 00/00/00   | POST-POUR: |
| FILE: detail 2   |               |  |            |
| <b>WIESER CONCRETE</b>   |               | W3716 US HWY 10, MAIDEN ROCK, WI 54750<br>800-325-8456 |            |
| MANHOLE RISER COVER WITH<br>INSPECTION/VENT OPENING<br>SEPTIC MANUAL<br>DETAIL 2 |               |  |            |
| SHEET NO.<br>1 OF 1  |               |  |            |



**EAST JORDAN  
IRON WORKS, INC.**  
P.O. BOX 439  
EAST JORDAN, MI. 49727  
1-800-874-4100  
FAX: 231-536-4458

|              |                  |
|--------------|------------------|
| DRAWN<br>SMH | DATE<br>11/26/01 |
| APPROVED     | DATE             |

**SPECIAL LETTERED  
WATERTITE  
ASSEMBLY**

PRODUCT NO.  
**00149007**

CATALOG NO.  
**1130A2PT  
1490Z2PT**

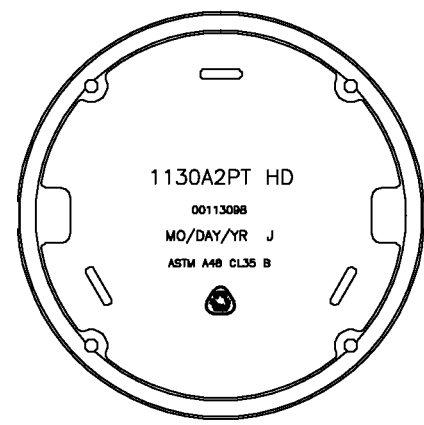
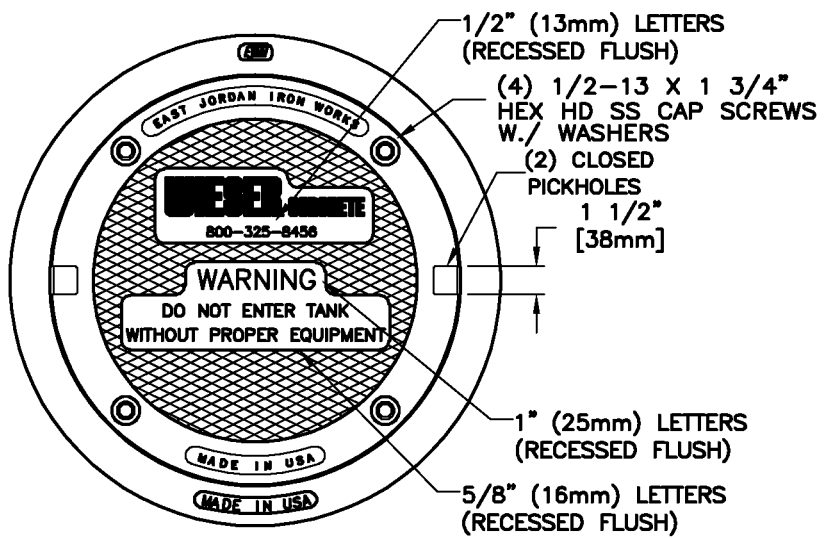
REF. PRODUCT DRAWING  
00113098  
00149022

EST. WT.  
COVER: 85 LBS 38kg  
FRAME: 75 LBS 34kg  
UNIT: 160 LBS 72kg

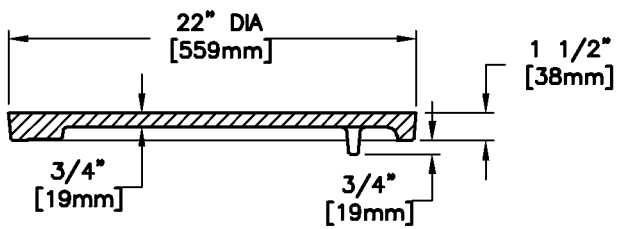
OPEN AREA  
N/A

MAT'L SPEC.  
COVER - GRAY IRON  
ASTM A48 CL35  
FRAME - GRAY IRON  
ASTM A48 CL35

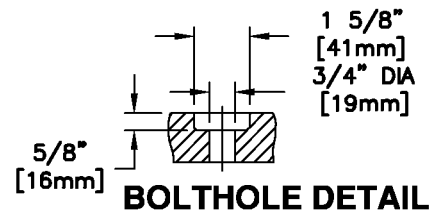
LOAD RATING  
**HEAVY DUTY**



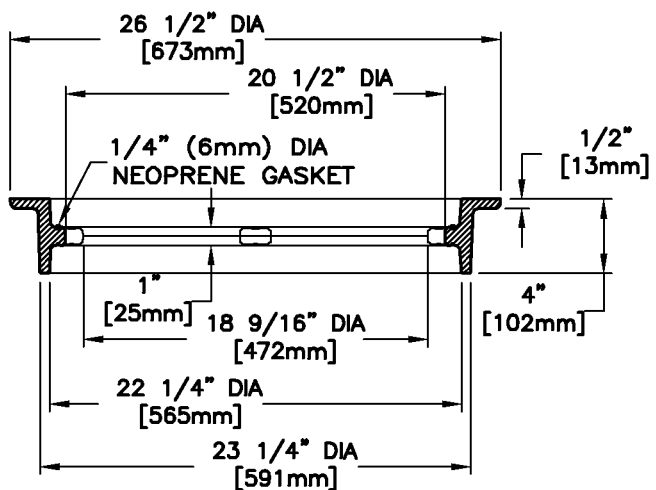
**BOTTOM VIEW  
OF COVER**



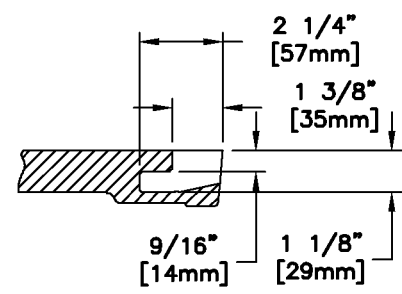
**COVER SECTION**



**BOLTHOLE DETAIL**



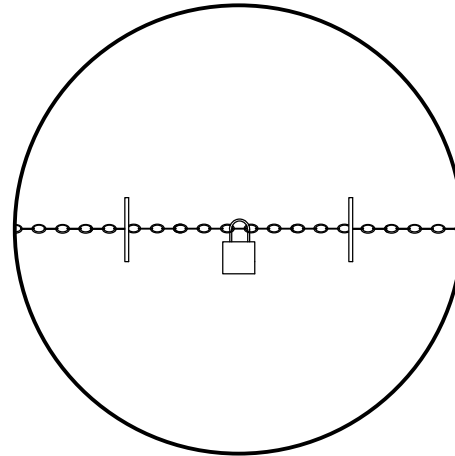
**FRAME SECTION**



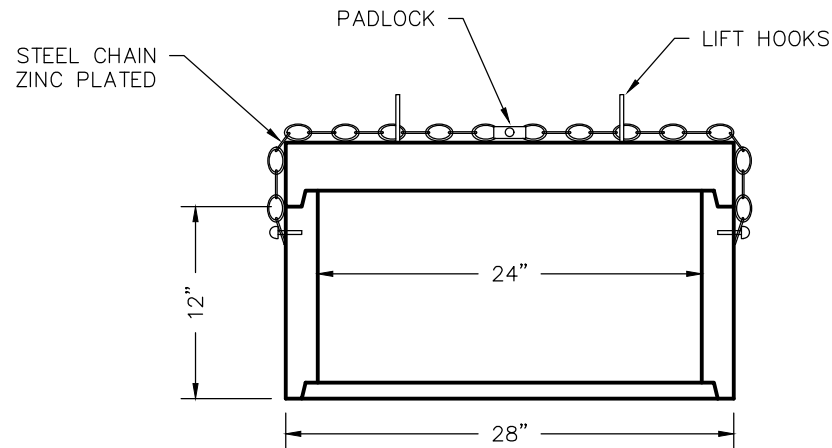
**PICKHOLE  
DETAIL**

DETAIL 2A  
NOV 2002

# DETAIL 3 LOCK DOWN COVER AND RISER DETAIL



TOP VIEW



SIDE VIEW

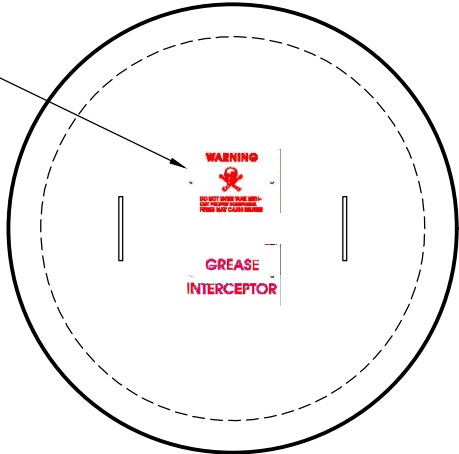
CONCRETE SEALANTS TYP.  
OR EQUAL FOR ALL JOINTS.  
(SEE DETAIL 14)

|  |      |       |            |
|--|------|-------|------------|
|  | REV. | DATE: | PRE-POUR:  |
| SCALE: 1" = 1'-0"  |      |       |            |
| DRAWN BY: WCP  |      |       | POST-POUR: |
| DATE: 00/00/00   |      |       |            |
| FILE: detail_3   |      |       |            |
| <b>WIESER CONCRETE</b><br>W3716 US HWY 10, MAIDEN ROCK, WI 54750<br>800-325-8456 |      |       |            |
| LOCK DOWN COVER<br>AND RISER DETAIL<br>SEPTIC MANUAL<br>DETAIL 3                 |      |       |            |
| SHEET NO.  |      |       |            |
| 1 / OF 1   |      |       |            |

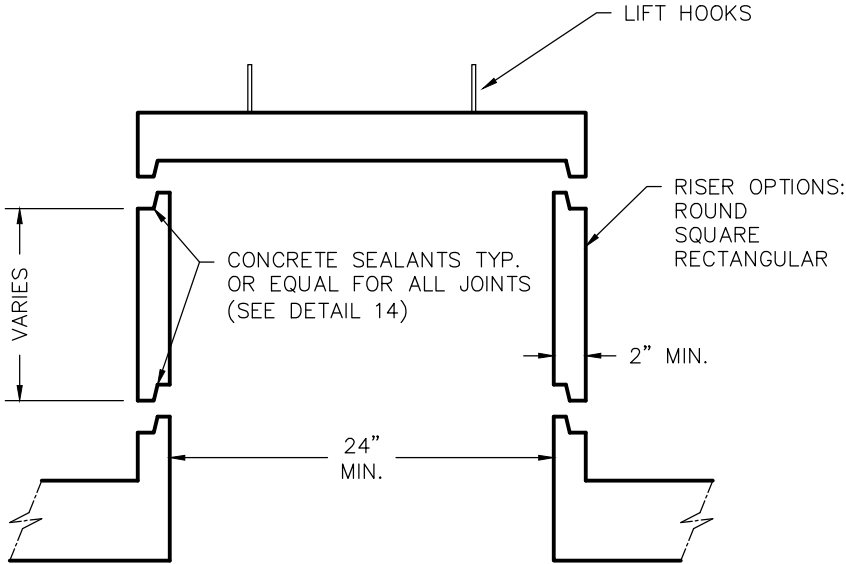


# DETAIL 5 MANHOLE RISER, COVER, AND JOINT DETAIL

GREASE INTERCEPTOR  
COVERS WILL INCLUDE BOTH  
A GREASE INTERCEPTOR &  
WARNING LABELS



TOP VIEW



SIDE VIEW

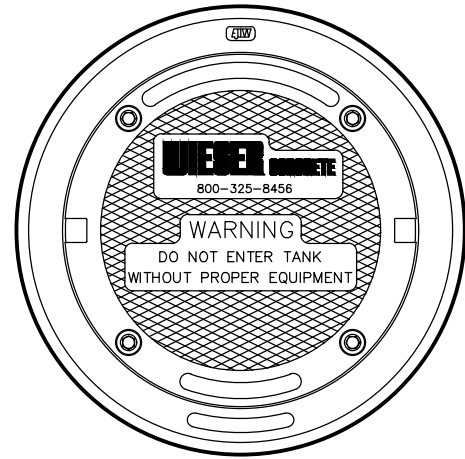
|                   |      |       |            |
|-------------------|------|-------|------------|
| SCALE: 1" = 1'-0" | REV. | DATE: | PRE-POUR:  |
| DRAWN BY: WCP     |      |       | POST-POUR: |
| DATE: 00/00/00    |      |       |            |
| FILE: detail 5    |      |       |            |

**WIESER CONCRETE**  
W3716 US HWY 10, MAIDEN ROCK, WI 54750  
800-325-8456

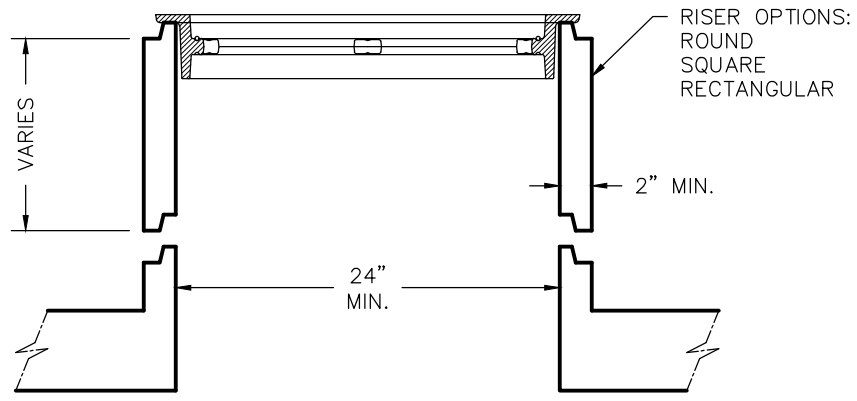
MANHOLE RISER, COVER,  
AND JOINT DETAIL  
SEPTIC MANUAL  
DETAIL 5

SHEET NO.  
1  
OF  
1

DETAIL 5A  
 MANHOLE RISER,  
 BOLT DOWN COVER,  
 AND JOINT DETAIL



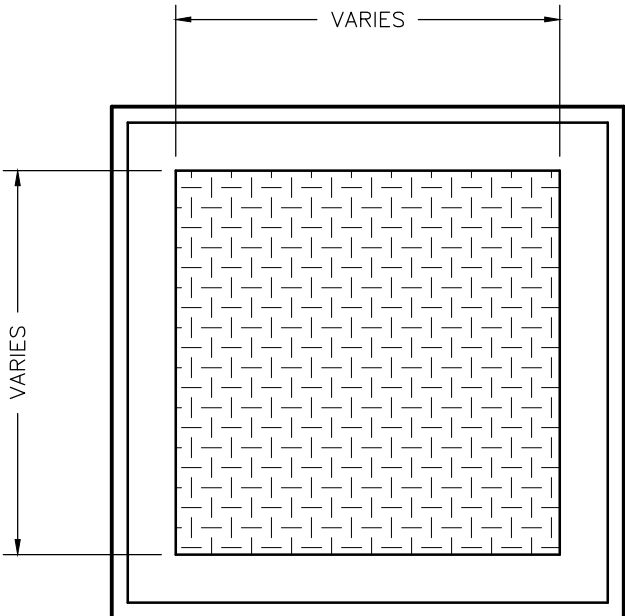
TOP VIEW



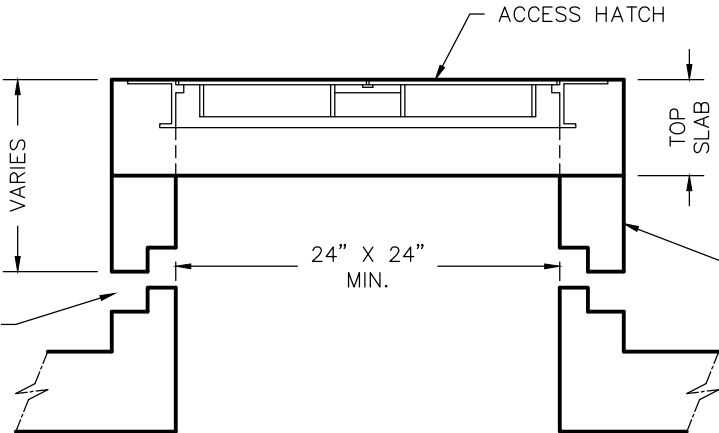
SIDE VIEW

|  |  |      |       |            |
|--|--|------|-------|------------|
| SCALE: 1" = 1'-0"  |  | REV. | DATE: | PRE-POUR:  |
| DRAWN BY: WCP  |  |      |       | POST-POUR: |
| DATE: 00/00/00   |  |      |       |            |
| FILE: detail_5a  |  |      |       |            |
| <b>WIESER CONCRETE</b>   |  |      |       |            |
| W3716 US HWY 10, MAIDEN ROCK, WI 54750<br>800-325-8456                       |  |      |       |            |
| MANHOLE RISER, BOLT DOWN COVER, & JOINT DETAIL<br>SEPTIC MANUAL<br>DETAIL 5A |  |      |       |            |
| SHEET NO.  |  |      |       |            |
| 1 / OF 1   |  |      |       |            |

# DETAIL 5B MANHOLE RISER, ACCESS HATCH, AND JOINT DETAIL



TOP VIEW



SIDE VIEW

CONCRETE SEALANTS TYP.  
OR EQUAL FOR ALL JOINTS  
(SEE DETAIL 14)

RISER OPTIONS:  
SQUARE OR RECTANGULAR

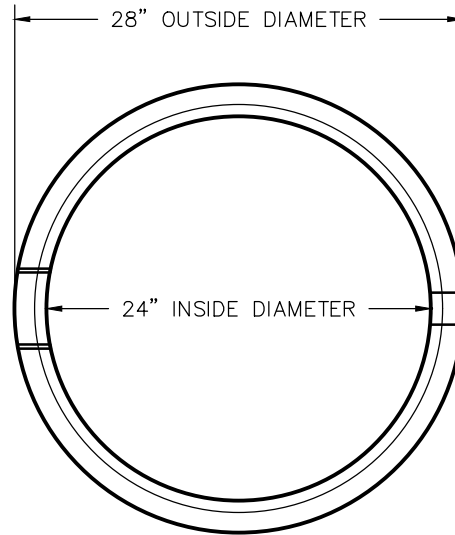
|                   |      |       |            |
|-------------------|------|-------|------------|
| SCALE: 1" = 1'-0" | REV. | DATE: | PRE-POUR:  |
| DRAWN BY: WCP     |      |       | POST-POUR: |
| DATE: 00/00/00    |      |       |            |
| FILE: detail_5b   |      |       |            |

**WIESER CONCRETE**  
W3716 US HWY 10, MAIDEN ROCK, WI 54750  
800-325-8456

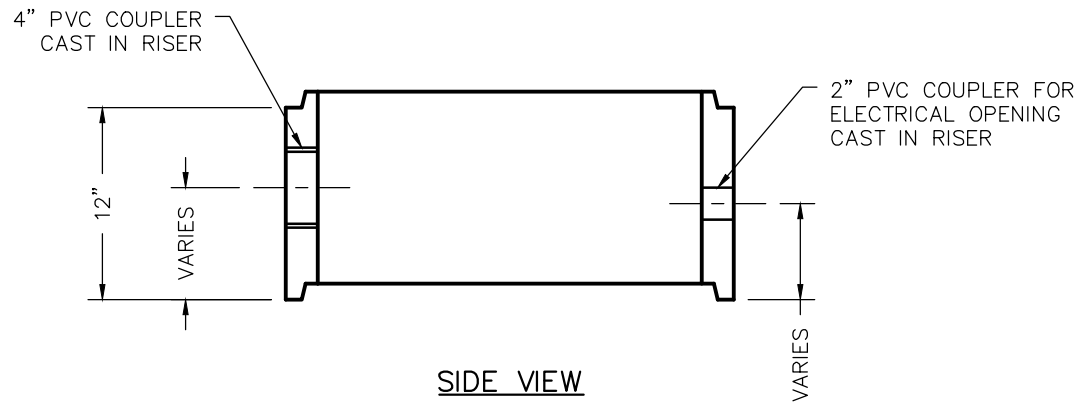
MANHOLE RISER, ACCESS  
HATCH, & JOINT DETAIL  
SEPTIC MANUAL  
DETAIL 5B

SHEET NO.  
1  
OF  
1

# DETAIL 6 RISER WITH 2" AND 4" COUPLINGS



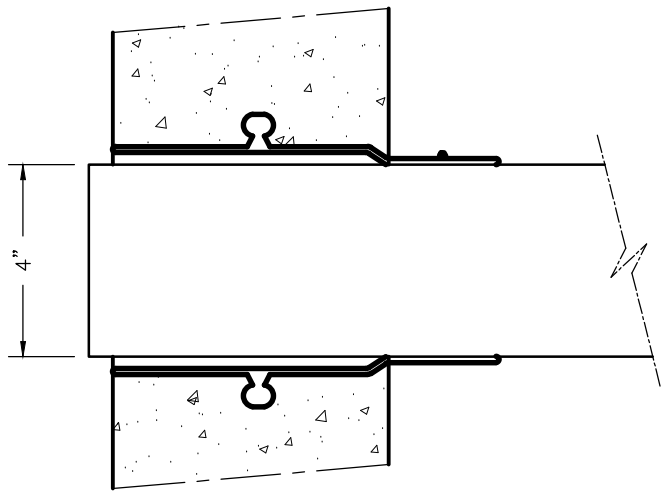
TOP VIEW



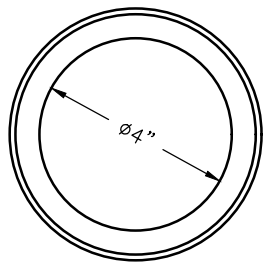
SIDE VIEW

|                                |  |  |       |            |
|--------------------------------|--|--|-------|------------|
| SCALE: 1" = 1'-0"              |  | REV.                                   | DATE: | PRE-POUR:  |
| DRAWN BY: WCP                  |  |  |       | POST-POUR: |
| DATE: 00/00/00                 |  |  |       |            |
| FILE: detail 6                 |  |  |       |            |
| <b>WIESER CONCRETE</b>         |  | W3716 US HWY 10, MAIDEN ROCK, WI 54750 |       |            |
| RISER WITH 2" AND 4" COUPLINGS |  | 800-325-8456                           |       |            |
| SEPTIC MANUAL                  |  | DETAIL 6                               |       |            |
| SHEET NO.                      |  |  |       |            |
| 1 OF 1                         |  |  |       |            |

# DETAIL 7 INLET & OUTLET DETAIL



SIDE VIEW



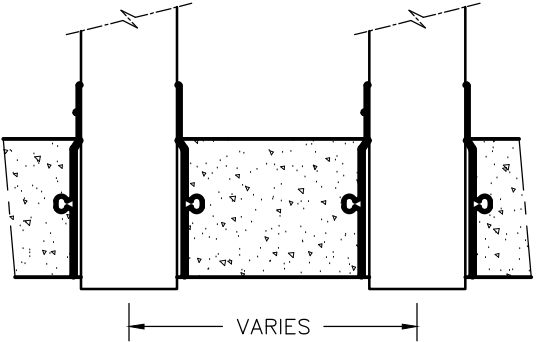
END VIEW

INLET AND OUTLET:  
GASKET, CAST-A-SEAL BOOT OR EQUAL

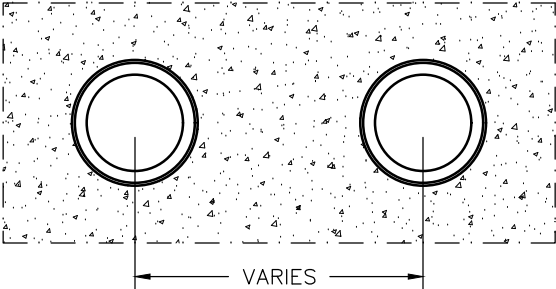
|  |  |  |               |                         |                       |
|--|--|--|---------------|-------------------------|-----------------------|
| INLET & OUTLET DETAIL<br>SEPTIC MANUAL<br>DETAIL 7 | <b>WIESER CONCRETE</b><br>W3716 US HWY 10, MAIDEN ROCK, WI 54750<br>800-325-8456 | SCALE: 3" = 1'-0"<br>DRAWN BY: WCP<br>DATE: 00/00/00 | REV.<br>DATE: | PRE-POUR:<br>POST-POUR: | SHEET NO.<br>1 / OF 1 |
|--|--|--|---------------|-------------------------|-----------------------|



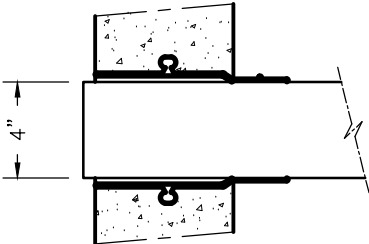
# DETAIL 8 DOUBLE INLET & OUTLET DETAIL



TOP VIEW



END VIEW

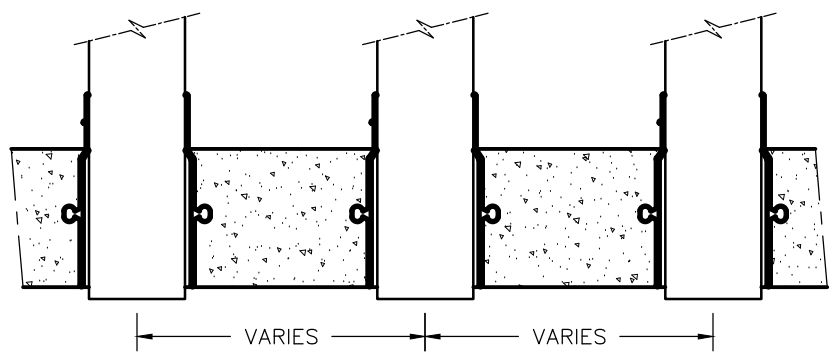


SIDE VIEW

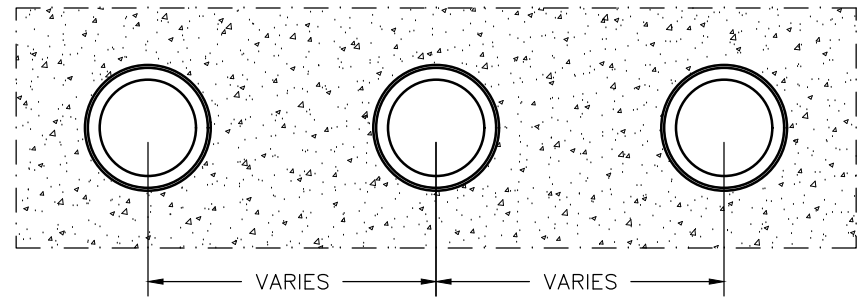
INLET AND OUTLET:  
GASKET, CAST-A-SEAL BOOT OR EQUAL

|  |      |       |           |            |  |  |  |
|--|------|-------|-----------|------------|--|--|--|
|  |      |       |           |            |  |  |  |
| SCALE: 1½" = 1'-0"   | REV. | DATE: | PRE-POUR: |            |  |  |  |
| DRAWN BY: WCP  |      |       |           |            |  |  |  |
| DATE: 00/00/00   |      |       |           | POST-POUR: |  |  |  |
| FILE: detail 8   |      |       |           |            |  |  |  |
| <b>WIESER CONCRETE</b>                                       |      |       |           |            |  |  |  |
| W3716 US HWY 10, MAIDEN ROCK, WI 54750                       |      |       |           |            |  |  |  |
| 800-325-8456   |      |       |           |            |  |  |  |
| DOUBLE INLET &<br>OUTLET DETAIL<br>SEPTIC MANUAL<br>DETAIL 8 |      |       |           |            |  |  |  |
| SHEET NO.<br>1 OF 1  |      |       |           |            |  |  |  |

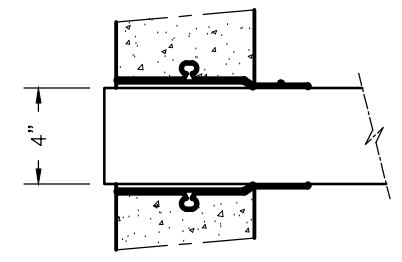
# DETAIL 9 MULTIPLE INLET & OUTLET DETAIL



TOP VIEW



END VIEW



SIDE VIEW

INLET AND OUTLET:  
GASKET, CAST-A-SEAL BOOT OR EQUAL

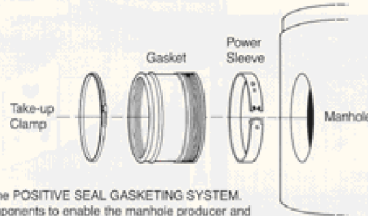
|  |  |      |       |            |
|--|--|------|-------|------------|
| SCALE: 1/2" = 1'-0"  |  | REV. | DATE: | PRE-POUR:  |
| DRAWN BY: WCP  |  |      |       | POST-POUR: |
| DATE: 00/00/00   |  |      |       |            |
| FILE: detail 9   |  |      |       |            |
| <b>WIESER CONCRETE</b>   |  |      |       |            |
| W3716 US HWY 10, MAIDEN ROCK, WI 54750<br>800-325-8456         |  |      |       |            |
| MULTIPLE INLET &<br>OUTLET DETAIL<br>SEPTIC MANUAL<br>DETAIL 9 |  |      |       |            |
| SHEET NO.  |  |      |       |            |
| 1<br>OF<br>1   |  |      |       |            |

# PSX:SERIES SIX

A lower cost series of our original PSX: POSITIVE SEAL pipe to manhole flexible connector system. PSX: SERIES SIX is available for 8" through 13" holes to seal the most commonly used pipe types and sizes.

### PSX: SERIES SIX Advantages:

- Lower Cost
- Lower Freight
- Same Basic Time Proven, PSX Design Features
- In Most Cases Fully Removeable
- Can Be Installed With The Same Equipment Used On Our Original PSX System
- Compatible With Our Existing Fiberglass And Urethane Hole Formers
- Compatible With Our Form & Flow Manhole Invert System
- Meets And Or Exceeds Material Specifications of ASTM C-923



PSX is the designation for the POSITIVE SEAL GASKETING SYSTEM. This system uses three components to enable the manhole producer and installation contractor to provide a flexible, watertight connection where pipe enters manhole.

The three components as shown above are: POWER SLEEVE, GASKET, and TAKE-UP CLAMP. The POWER SLEEVE is mechanically expanded to compress the GASKET against receptacle hole surface in the manhole wall. After adequate compression of the GASKET is achieved, the ends of the POWER SLEEVE interlock to insure against any loss of compression. This secures PSX in the manhole wall ready to accept desired size and type of pipe.

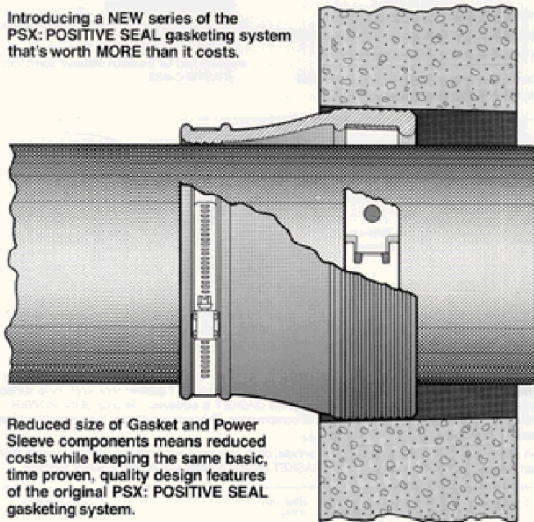
When the contractor is ready to install the manhole, ditch personnel need only insert pipe through PSX and tighten TAKE-UP CLAMP to compress the GASKET against outside wall of pipe entering manhole.

NOTE: Press-Seal Gasket will continue to offer our current, full size, PSX: POSITIVE SEAL gasketing system.

Copyright 1989 by Press-Seal Gasket Corp.

# PSX:SERIES SIX

Introducing a NEW series of the PSX: POSITIVE SEAL gasketing system that's worth MORE than it costs.

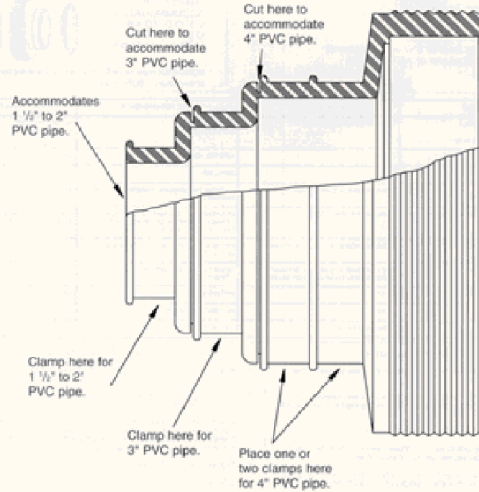


Reduced size of Gasket and Power Sleeve components means reduced costs while keeping the same basic, time proven, quality design features of the original PSX: POSITIVE SEAL gasketing system.

Patent No. 4215868-4478437

# 8QRS-PSX

STEP UP TO THE FLEXIBLE CONNECTOR THAT ALLOWS THE PSX:POSITIVE SEAL TO STEP DOWN TO SMALLER DIAMETER PIPE



U.S. Patent Nos. 4215868 and 4478437

# 8QRS-PSX

Step up to the flexible connector that allows PSX:POSITIVE SEAL to step down to smaller diameter pipe. The 8QRS-PSX is a molded gasket that has grown to be one of our most popular flexible connectors in the PSX line. The key to its success is VERSATILITY, both in its ability to accommodate varying sizes of small pipe and in its suitability to a number of different applications:

- Water Collection Systems
- Pump/Lift Stations
- Septic Tanks
- House Connections
- Meets and/or Exceeds Material Specifications of ASTM C-923

FIRST STEP ACCOMMODATES 1.7" O.D. TO 2.5" O.D. PVC PIPE. PART NO. 551-8QRS



SECOND STEP ACCOMMODATES 2.75" O.D. TO 3.75" O.D. PVC PIPE. PART NO. 551-8QRS



THIRD STEP ACCOMMODATES 4.0" O.D. TO 4.8" O.D. PVC PIPE. PART NO. 551-8QO



8QRS-PSX may be ordered in any of the three forms shown above: 8QRS, 8QR or 8QO.

| TEST   | ASTM METHOD                         | TEST REQUIREMENTS   | TEST RESULTS                               |
|--|-------------------------------------|---|--|
| CHEMICAL RESISTANCE TO SULFURIC ACID AND HYDROCHLORIC ACID | D 568, AT 23°C FOR 48 HRS           | NO WEIGHT LOSS<br>NO WEIGHT LOSS  | NO WEIGHT LOSS<br>NO WEIGHT LOSS           |
| TENSILE STRENGTH   | D 412                               | 1000 PSI MIN.   | 2000 PSI                                   |
| ELONGATION AT BREAK  | D 412                               | 50% MIN.  | 250%                                       |
| HARDNESS   | D 2040 (SHORE A DUNAMETER)          | AS FROM THE MANUFACTURER'S SPECIFIED HARDNESS   | 85   |
| ACCELERATED OVEN-AGING                                     | D 573, 70° F FOR 7 DAYS             | DECREASE OF 10% MAX. OF ORIGINAL TENSILE STRENGTH, DECREASE OF 10% MAX. OF ELONGATION | 10% TENSILE CHANGE, -10% ELONGATION CHANGE |
| COMPRESSION TEST   | D 561, METHOD B, AT 23°C FOR 24 HRS | DECREASE OF 10% MAX. OF ORIGINAL DEFLECTION   | 100%                                       |
| WATER ABSORPTION   |                                     |   |  |

### GASKET INSTALLATION

1. Place PSX gasket into hole with holes in power sleeve at the 6 o'clock position.
2. Insert studs of hydraulic tool into holes of power sleeve and pump hydraulic unit until gasket stays positioned in hole without assistance.
3. Gasket must be aligned square in the hole.
4. Pump hydraulic unit to expand power sleeve while making sure sleeve ends stay aligned on top of each other.
5. After sleeve ends snap into place, face to face, check gauge to make sure minimum installation pressure has been achieved.
6. Retax power sleeve slightly to interlock the ends securely for a positive seal.

### PIPE INSTALLATION

1. After manhole has been set to grade, inspect and clean out inside of connector. Clean surface of pipe barrel to be installed.
2. If pipe O.D. is larger than 2.5", use a Wet Blade to cut off 8QRS at appropriate step to accommodate pipe size.
3. Insert pipe into connector, until end of pipe breaks inside plane of manhole wall. Position pipe in center of connector (trial take-up clamp(s) in groove(s) at pipe receiving end of gasket. Check again to make sure interior of connector and pipe barrel surfaces are clean.
4. Tighten take-up clamp(s) with ratchet or torque wrench, to 60 in. lbs. torque. Adjust pipe to line and grade. Use proper bedding, backfill materials and techniques.
5. Any pipe stubs installed in the manhole must be restrained from movement.

Before using the PSX:POSITIVE SEAL system for any custom applications, contact our Customer Service Department for more information.

## DETAIL 9A SEAL GASKETING

**PRESS-SEAL GASKET CORPORATION**

6935 LINCOLN PARKWAY - FORT WAYNE, INDIANA 46804  
Phone (219) 436-4521 or (800) 348-7325  
FAX (219) 436-1908



POSITIVE SEAL GASKETING

SEPTIC MANUAL  
DETAIL 9A

SHEET NO.  
1 OF 1

SCALE: NTS

DRAWN BY: WCP

DATE: 00/00/00

FILE: detail\_9a

REV.

DATE:

PRE-POUR:

POST-POUR:

FILE: detail\_9a

**WIESER CONCRETE**

W3716 US HWY 10, MAIDEN ROCK, WI 54750  
800-325-8456



# PRESS-SEAL GASKET CORPORATION

6935 LINCOLN PARKWAY - FORT WAYNE, INDIANA 46804  
Phone (219) 436-0521 or (800) 348-7325  
FAX (219) 436-1908

## DETAIL 9B SEAL GASKETING



### CAST-A-SEAL™

#### The Watertight Cast-In Septic Tank Connector



*From  
PRESS-SEAL  
GASKET  
CORPORATION,  
your underground  
sealing leader,  
comes the latest  
innovation in  
septic tank pipe  
entry sealing.*

CAST-A-SEAL is an all-rubber connector which is cast into the septic tank when the concrete is poured. The CAST-A-SEAL gasket is folded into the casting position and placed on the reusable heavy-duty solid plastic mandrel that is bolted directly to the septic tank form. After the concrete is cured, the forms are opened, removing the mandrel from the concrete, but leaving the CAST-A-SEAL gasket cast into the concrete wall. The gasket is then simply unfolded at the job site and is tightened around the pipe using the supplied stainless steel take-up clamp.

*Now you are ready to provide your customers and specifiers with real watertight performance. In actual testing, CAST-A-SEAL has held 10 inches of vacuum AND 10 psi hydrostatic pressure, much more than the toughest ordinances require.*

CAST-A-SEAL is designed for standard 4" PVC pipe and has an accommodation range of 4.10" To 4.50". The heavy duty mandrels come standard for 3" walls. Other sizes are also available and can be special ordered. Please specify when ordering.

#### "CAST-A-SEAL - YOUR SEPTIC TANK CONNECTION"

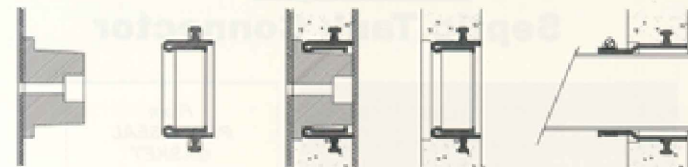
See reverse side for Installation Instructions and Specifications

### Press-Seal Gasket Corporation

6935 Lincoln Parkway, Fort Wayne, Indiana 46804  
Phone: (219) 436-0521 (800) 348-7325 Fax: (219) 436-1908 e-mail: sales@press-seal.com Web: www.press-seal.com

### CAST-A-SEAL™

U. S. Pat. No. 5,529,312



Attach mandrel to outside form wall.

Invert gasket into casting position.

Place gasket and mandrel in form and pour.

Strip form and mandrel, leaving gasket in place.

Invert gasket to outside of tank, insert pipe and tighten take-up clamp.

#### Sample Specification Flexible Watertight Septic Tank Connector

A flexible pipe-to-tank connector shall be employed in the connection of pipes into a precast septic tank structure. The connector shall be CAST-A-SEAL as manufactured by Press-Seal Gasket Corporation, Fort Wayne, Indiana, or approved equal.

The connector assembly shall be cast-in and will be the sole element relied on to assure a flexible watertight seal of the pipe to the tank. The connector shall consist of a rubber gasket and an external compression take-up clamp.

The rubber element shall be constructed solely of polyisoprene or natural rubber, and shall meet/exceed the material requirements of ASTM C-923, and shall have a minimum tensile strength of 1600 psi.

The external compression take-up clamp shall be constructed of Series 304 and Series 305 non-magnetic stainless steel and shall utilize no welds in its construction. The clamp shall be installed by torquing the adjusting screw using a torque-setting wrench available from the connector manufacturer.

The finished connection shall provide hydrostatic sealing to 5 psi (minimum) and vacuum sealing to 10 in. hg. (minimum).

Installation of the connector into the structure, of the pipe into the connector, and any testing of the assembly, shall be in strict conformance with the recommendations of the connector manufacturer.



### Press-Seal Gasket Corporation

6935 Lincoln Parkway, Fort Wayne, Indiana 46804  
Phone: (219) 436-0521 (800) 348-7325 Fax: (219) 436-1908 e-mail: sales@press-seal.com  
Web: www.press-seal.com

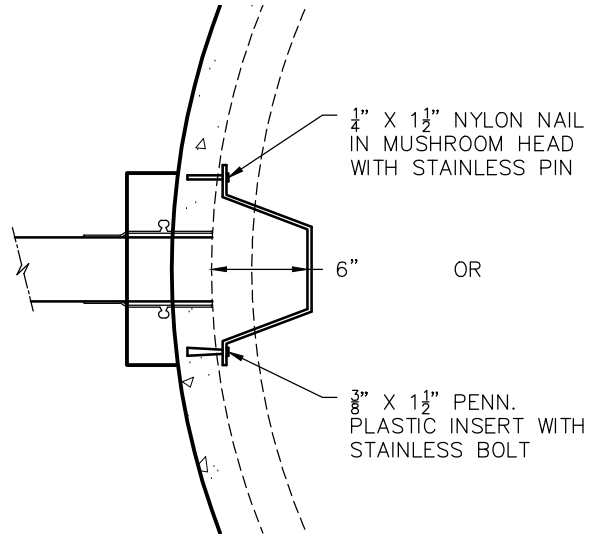
Cast-A-Seal... Your Single Source Supplier... Cast-A-Seal

|  |      |       |            |
|--|------|-------|------------|
| SCALE: NTS   | REV. | DATE: | PRE-POUR:  |
| DRAWN BY: WCP  |      |       | POST-POUR: |
| DATE: 00/00/00   |      |       |            |
| FILE: detail_9b  |      |       |            |
| <b>WIESER CONCRETE</b>                                 |      |       |            |
| W3716 US HWY 10, MAIDEN ROCK, WI 54750<br>800-325-8456 |      |       |            |
| POSITIVE SEAL GASKETING<br>SEPTIC MANUAL<br>DETAIL 9B  |      |       |            |
| SHEET NO.  |      |       |            |
| 1<br>OF<br>1   |      |       |            |

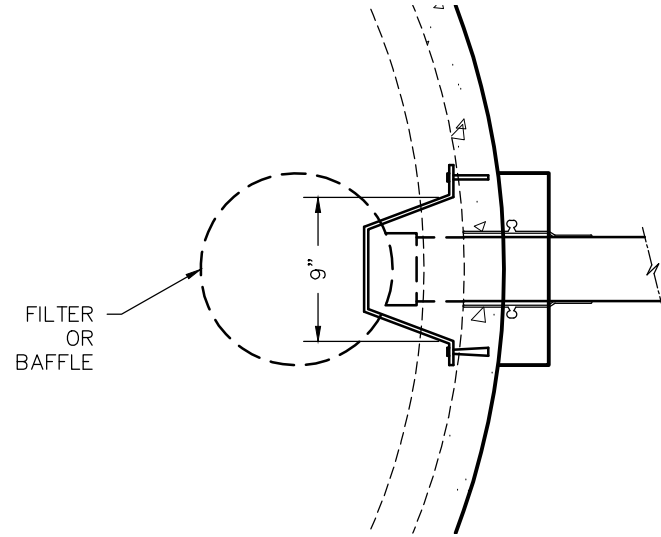
# DETAIL 10

## WISCONSIN BAFFLE AND FASTENER DETAIL

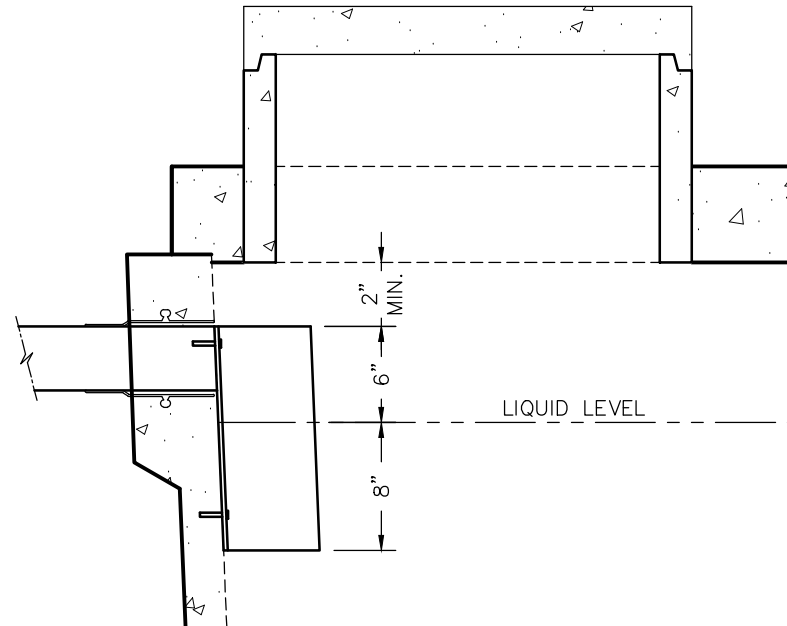
REFERENCE BAFFLE CHARTS FOR OTHER STATES



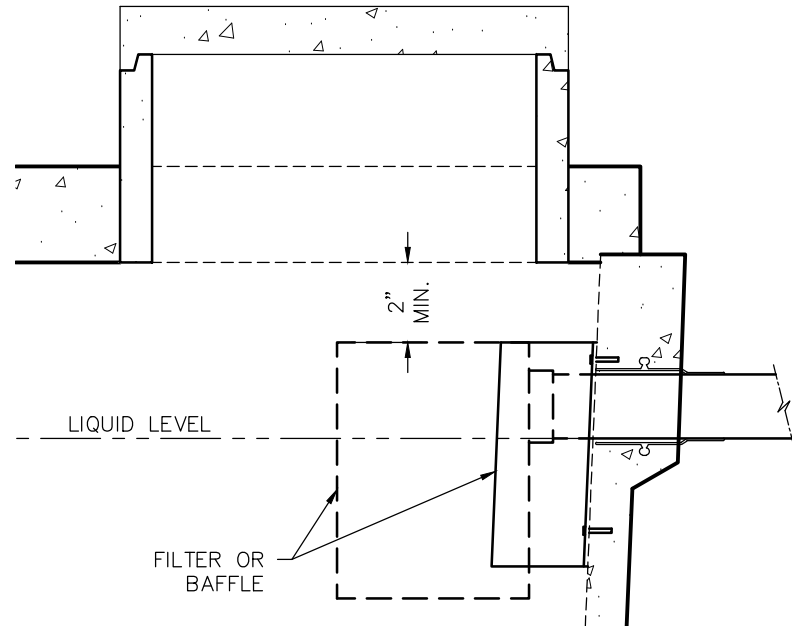
INLET-TOP VIEW



OUTLET-TOP VIEW



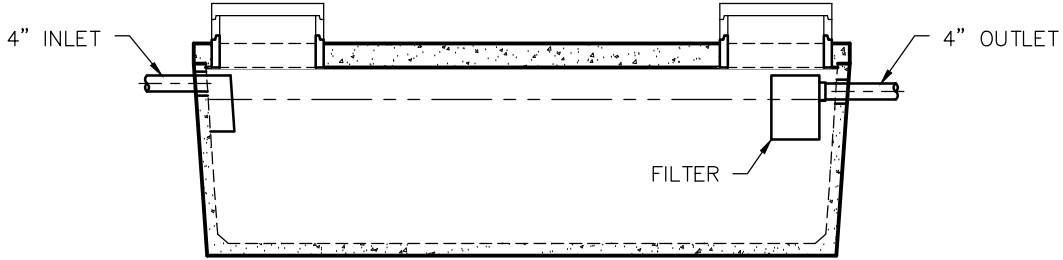
INLET-SIDE VIEW



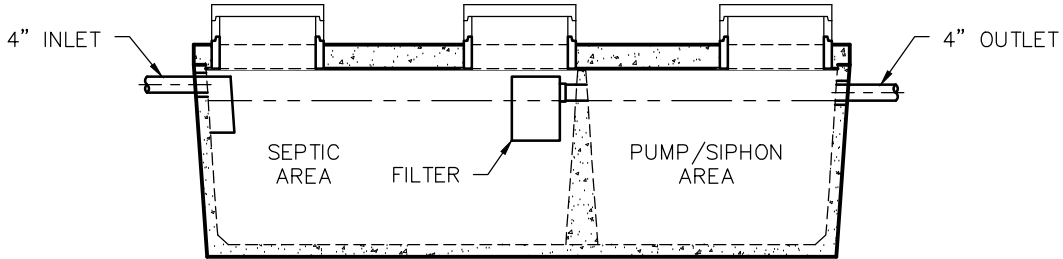
OUTLET-SIDE VIEW

|  |       |      |                   |  |
|--|-------|------|-------------------|--|
| PRE-POUR:  | DATE: | REV. | SCALE: 1" = 1'-0" |  |
| POST-POUR:   |       |      | DRAWN BY: WCP     |  |
|  |       |      | DATE: 00/00/00    |  |
| FILE: detail 10  |       |      |                   |  |
| <b>WIESER CONCRETE</b>   |       |      |                   |  |
| W3716 US HWY 10, MAIDEN ROCK, WI 54750<br>800-325-8456             |       |      |                   |  |
| WISCONSIN BAFFLE AND FASTENER DETAIL<br>SEPTIC MANUAL<br>DETAIL 10 |       |      |                   |  |
| SHEET NO.<br>1 OF 1  |       |      |                   |  |

# DETAIL 11 FILTER INSTALLATION



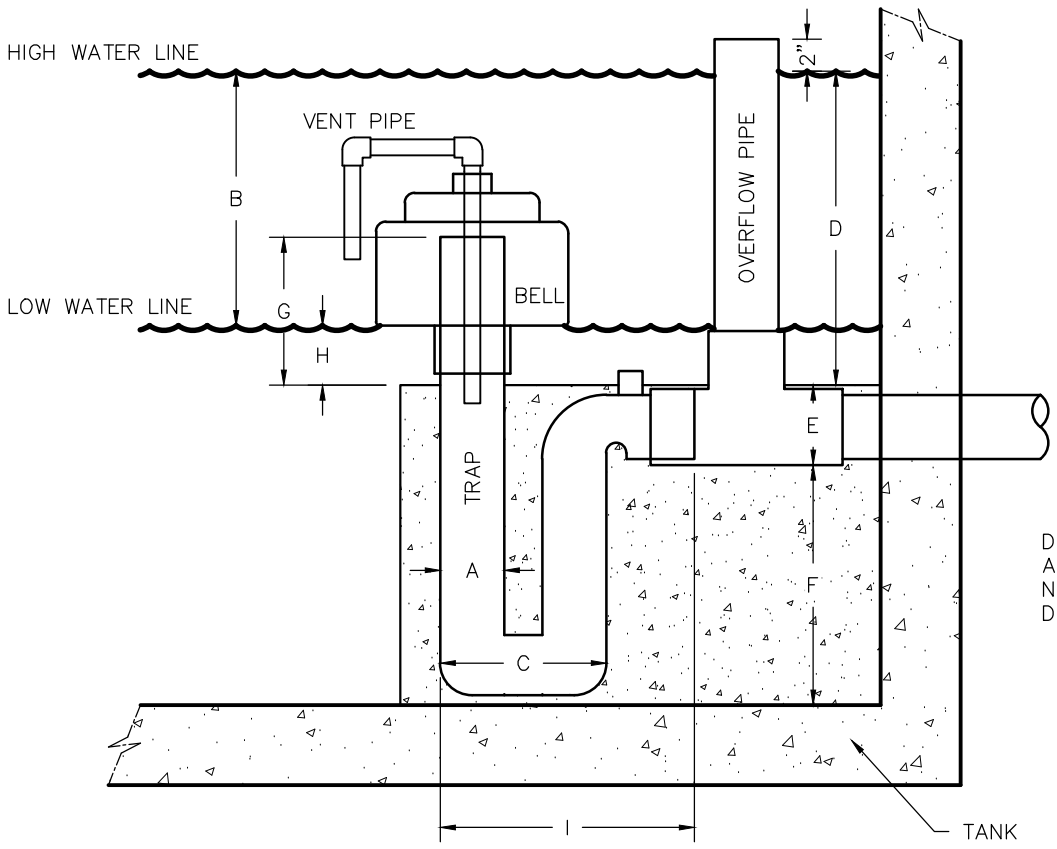
SEPTIC TANK



COMBINATION TANK

|  |      |                            |            |
|--|------|----------------------------|------------|
| SCALE: 1/4" = 1'-0"                                    | REV. | DATE:                      | PRE-POUR:  |
| DRAWN BY: WCP  |      |                            | POST-POUR: |
| DATE: 00/00/00   |      |                            |            |
| FILE: detail 11  |      |                            |            |
| <b>WIESER CONCRETE</b>                                 |      |                            |            |
| W3716 US HWY 10, MAIDEN ROCK, WI 54750<br>800-325-8456 |      |                            |            |
| FILTER INSTALLATION                                    |      | SEPTIC MANUAL<br>DETAIL 11 |            |
| SHEET NO.<br>1 OF 1                                    |      |                            |            |

# DETAIL 12 SIPHON AND SIZING DETAIL



DISCHARGE PIPE, TEE  
AND OVERFLOW PIPE, ARE  
NOT FURNISHED BY FLUID  
DYNAMICS SIPHONS, INC.

**APPROXIMATE DIMENSIONS IN INCHES**

| Model Number                    |   | 207   | 313    | 413    | 417    | 423    | 430    | 523   | 630   | 836    | 1248   |
|---------------------------------|---|-------|--------|--------|--------|--------|--------|-------|-------|--------|--------|
| Siphon Diameter                 | A | 2     | 3      | 4      | 4      | 4      | 4      | 5     | 6     | 8      | 12     |
| Outlet Size                     |   | 2"NPT | 4.2    | 4.2    | 4.2    | 4.2    | 4.2    | 6 1/4 | 6 1/4 | 8.4    | 12 3/4 |
| Draw Down                       | B | 7     | 13     | 13     | 17     | 23     | 30     | 23    | 30    | 36     | 48     |
| Width of Trap                   | C | 6.6   | 8      | 10 1/2 | 10 1/2 | 10 1/2 | 10 1/2 | 13.3  | 15    | 20 3/4 | 31.5   |
| High Water Above Floor          | D | 9     | 16     | 16     | 20     | 26     | 33     | 26    | 33    | 39     | 52     |
| Floor to Discharge              | E | 3.4   | 4 1/2  | 5      | 5      | 5      | 5      | 7.8   | 11    | 8 1/2  | 13     |
| Trap Depth                      | F | 6.4   | 11 1/2 | 12     | 15     | 15     | 17     | 20    | 30    | 30     | 48.5   |
| Height Above Floor              | G | 5     | 7 1/2  | 9      | 11     | 16     | 21     | 12    | 10    | 20 1/2 | 31.5   |
| Bottom of Bell to Floor         | H | 2     | 3      | 3      | 3      | 3      | 3      | 3     | 3     | 3      | 4      |
| Trap to Discharge               | I | N/A   | 10 1/2 | 16 1/2 | 16 1/2 | 16 1/2 | 16 1/2 | 19.5  | 22    | 26 1/2 | 40     |
| Average Discharge G. P. M.      |   | 30    | 72     | 140    | 150    | 160    | 170    | 325   | 450   | 900    | 2000   |
| Minimum Discharge Rate G. P. M. |   | 25    | 48     | 100    | 100    | 100    | 100    | 230   | 350   | 450    | 1200   |

|                |      |       |                 |
|----------------|------|-------|-----------------|
| SCALE: NTS     | REV. | DATE: | PRE-POUR:       |
| DRAWN BY: WCP  |      |       | POST-POUR:      |
| DATE: 00/00/00 |      |       | FILE: detail 12 |

WIESER CONCRETE

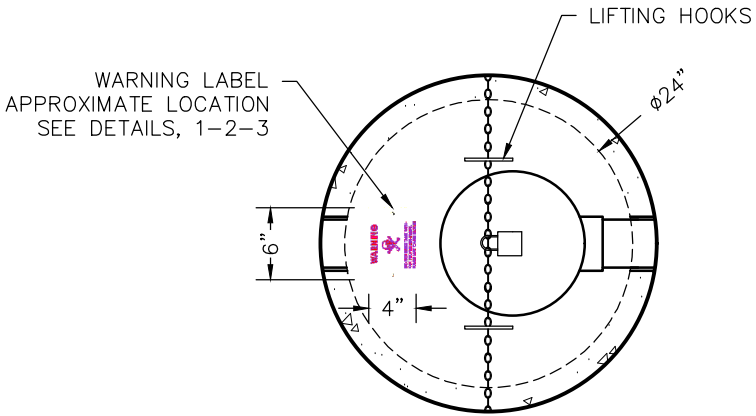
W3716 US HWY 10, MAIDEN ROCK, WI 54750  
800-325-8456

SIPHON & SIZING DETAIL

SEPTIC MANUAL  
DETAIL 12

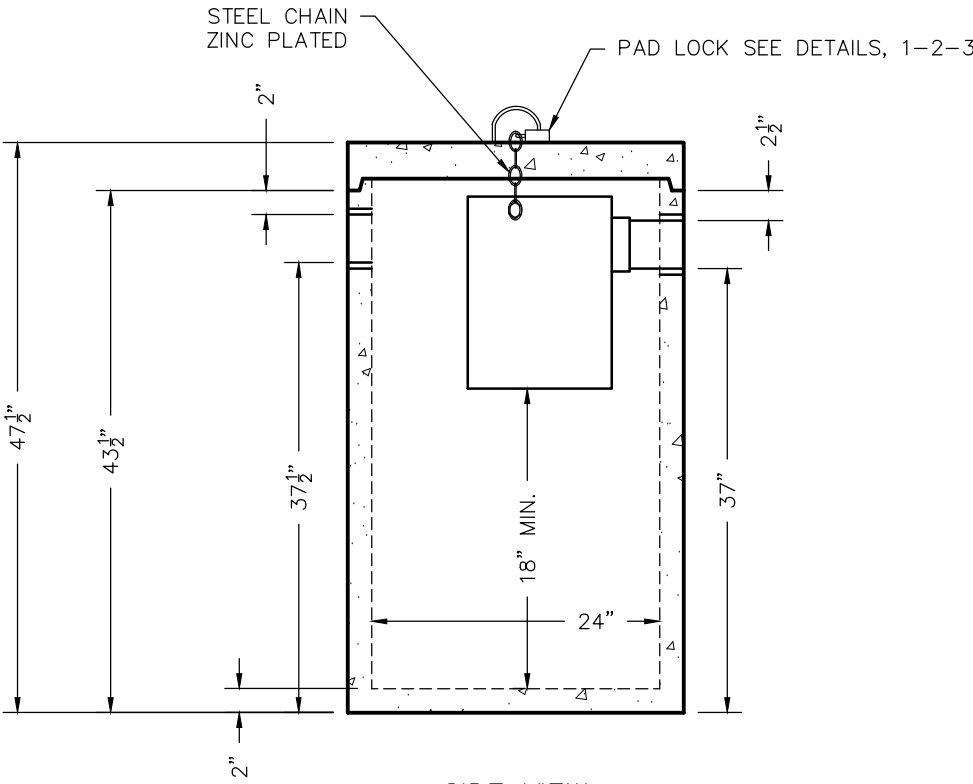
SHEET NO.  
1 / OF 1

# DETAIL 13 FILTER CANISTER DETAIL



TOP VIEW

CONCRETE SEALANTS TYP.  
OR EQUAL FOR ALL JOINTS.  
(SEE DETAIL 14)



SIDE VIEW

|  |                |                            |            |
|--|----------------|----------------------------|------------|
| SCALE: $3/4" = 1'-0"$                                  | REV.           | DATE:                      | PRE-POUR:  |
|  | DRAWN BY: WCP  |                            | POST-POUR: |
|  | DATE: 00/00/00 |                            |            |
| FILE: detail 13  |                |                            |            |
| <b>WIESER CONCRETE</b>                                 |                |                            |            |
| W3716 US HWY 10, MAIDEN ROCK, WI 54750<br>800-325-8456 |                |                            |            |
| FILTER CANISTER DETAIL                                 |                | SEPTIC MANUAL<br>DETAIL 13 |            |
| SHEET NO.<br>1 OF 1                                    |                |                            |            |



# DETAIL 14 SEALANT SPECS & INSTALLATION

## Technical Data Flexible Butyl Resin Sealant CONCRETE SEALANTS

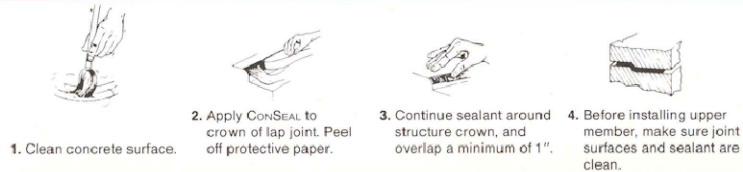
### IMMERSION TESTING

- 30-Day Immersion Testing: No visible deterioration when tested in 5% Caustic Potash, 5% Hydrochloric Acid, 5% Sulphuric Acid, and 5% saturated Hydrogen Sulfide.
- One Year Immersion Testing: No visible deterioration when tested in 5% Formaldehyde, 5% Formic Acid, 5% Sulfuric Acid, 5% Hydrochloric Acid, 5% Sodium Hydroxide, 5% Hydrogen Sulfide and 5% Potassium Hydroxide.

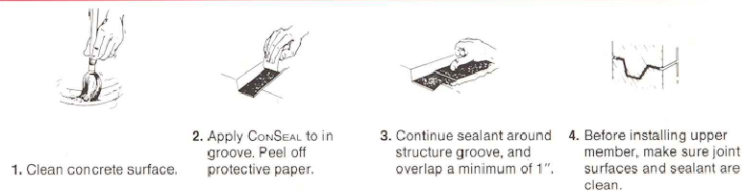
### INSTALLATION INSTRUCTIONS



### LAP JOINTS



### TONGUE AND GROOVE JOINTS



### LIMITED WARRANTY

This information is presented in good faith, but we cannot anticipate all conditions under which this information and our products, or the products of other manufacturers in combination with our products, may be used. We accept no responsibility for results obtained by the application of this information or the safety and suitability of our products, either alone or in combination with other products. Users are advised to make their own tests to determine the safety and suitability of each such product or product combinations for their own purposes. It is the users' responsibility to satisfy himself as to the suitability and completeness of such information for his own particular use. We sell this product without warranty, and buyers and users assume all responsibility and liability for loss or damage arising from the handling and use of this product, whether used alone or in combination with other products.



Rev. 6/99

Active members of the Adhesive and Sealant Council

### CONCRETE SEALANTS INC.

## CONSEAL™

SOLVING CONCRETE  
SEALING PROBLEMS.

SEAL OF SECURITY



BOND OF TRUST™

## CONSEAL

BUTYL SEALANT FOR  
PRECAST STRUCTURES

### APPLICATIONS

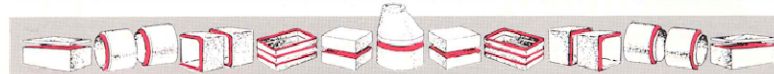
- For self-sealing joints in:
  - Concrete Vaults
  - Utility Vaults
  - Septic Tanks
  - Burial Vaults
  - Box Culverts
  - Vertical Panel Structures

### SEALING PROPERTIES

- Provides permanently flexible watertight joints.
- Low to high temperature workability: 30°F to 120°F (-1°C to 48°C)
- Rugged service temperature: -30°F to +200°F (-34°C to +93°C)
- Excellent chemical and mechanical adhesion to clean dry surfaces.
- Sealed joints will not shrink, harden or oxidize upon aging.
- Controlled flow resistance for application ease.
- No priming normally necessary. When confronted with difficult installation conditions, such as wet concrete or temperatures below 40°F (4°C), priming the concrete will improve the bonding action. Consult Concrete Sealants for the proper primer to meet your application.

### PHYSICAL PROPERTIES

- Specific Gravity, 77°F
  - Ductility, 77°F
  - Softening point, ring and ball °F
  - Penetration, cone 77°F, 150 gm. 5 sec.
  - Flash point, C.O.C., °F
  - Fire point, C.O.C., °F
  - Color: Black
  - Available in 36" and 42" strips and numerous roll lengths. Custom lengths available to meet your specific needs.
- |           |                       |
|-----------|-----------------------|
| ASTM D71  | 1.35 to 1.40          |
| ASTM D113 | 10.0 cm               |
| ASTM D36  | 350°F (+177°C)        |
| ASTM D217 | 60-70 mm              |
| ASTM D92  | 450°F (232°C) minimum |
| ASTM D92  | 450°F (232°C) minimum |



|                 |      |       |            |
|-----------------|------|-------|------------|
| SCALE: NTS      | REV. | DATE: | PRE-POUR:  |
| DRAWN BY: WCP   |      |       | POST-POUR: |
| DATE: 00/00/00  |      |       |            |
| FILE: detail 14 |      |       |            |

**WIESER CONCRETE**  
W3716 US HWY 10, MAIDEN ROCK, WI 54750  
800-325-8456

SEALANT SPECS & INSTALL  
SEPTIC MANUAL  
DETAIL 14

SHEET NO.  
1  
OF  
1

DETAIL 15  
TANK INSTALLATION INSTRUCTIONS

# TANK INSTALLATION INSTRUCTIONS

**- SITE CONDITIONS**

The site must be accessible to large, heavy trucks. Free of items like trees, overhead wires, and buildings. That could interfere with delivery or installation and allows trucks to within 3 to 8 feet of placement excavation.

**- EXCAVATION**

Prior to excavation, identify and locate all buried utilities. Follow OSHA regulations governing excavation work at all times. Excavations should be sloped to comply with all construction safety requirements. Excavation should be approximately 18" minimum larger than tank size to allow for adequate back fill. This may vary with soil conditions.

Excavation below the tank center to be 2" lower to prevent undue pressure at center of tank

**- BEDDING**

Proper use of bedding material is important to bear the weight of tank structure and ensure tank service life. Bedding must be capable of bearing the weight of the tank. Bedding material shall have the ability of 100% to be able to pass through a 3/4" screen. Bedding thickness shall be 4" minimum compacted (thickness may vary with existing soil conditions). A good base should ensure that the tank would not be subjected to adverse settlement. Use a minimum of 4 inches thickness of sand or granular bed overlying a firm and uniform base unless otherwise specified. Tanks should not bear on large boulders or rock edges.

**- TANK PLACEMENT**

Installation is contingent on trucks being able to access the site under their own power. Confirm the tank's orientation prior to placement in the excavation. Ensure that inlet penetrations face correctly. After placement, check that the tank is level. The slope of the sewer line and tank elevation should meet local plumbing and building codes.

**- JOINT SEAL**

Joint surfaces to be clean and proper placement of sealant according to manufacturer's recommendations

**- WATER TABLE**

Tanks being placed where water levels can potentially be higher than the elevation of the tank cover, must be brought to the attention of Wieser Concrete Products Inc. Additional installation instructions such as ballast and coating may be required

**- BACKFILL MATERIAL**

Sidewalls of tanks require dry backfill materials that have the ability of 100% to be able to pass through a 2" screen. And have a minimum of 12" on all sides from bottom to top of tank. Backfill material shall be placed with a backhoe or concrete bucket to avoid impact loads on sidewall of tank. No compaction of backfill material is permitted on sidewalls of tank. If more than 85% modified Proctor compaction is required, use 3/8" or 3/4" washed gravel for backfill material.

**- COVER MATERIAL**

Cover material shall be dry soil, sand or gravel material that has the ability of 100% to be able to pass through a 4" screen. Cover materials shall be mounded over tank and around risers to direct run-off away from both.

SIGNATURE: \_\_\_\_\_ DATE: \_\_\_\_\_

|  |      |       |           |            |
|--|------|-------|-----------|------------|
| SCALE: NTS   | REV. | DATE: | PRE-POUR: | POST-POUR: |
| DRAWN BY: WCP  |      |       |           |            |
| DATE: 00/00/00   |      |       |           |            |
| FILE: detail 15  |      |       |           |            |
| <br>W3716 US HWY 10, MAIDEN ROCK, WI 54750<br>800-325-8456 |      |       |           |            |
| TANK INSTALL INSTRUCTIONS<br>SEPTIC MANUAL<br>DETAIL 15  |      |       |           |            |
| SHEET NO.  |      |       |           |            |
| 1 / OF 1   |      |       |           |            |

DETAIL 15  
 LARGE CAPACITY TANK  
 TANK INSTALLATION INSTRUCTIONS

# TANK INSTALLATION INSTRUCTIONS

**- SITE CONDITIONS**

The site must be accessible to large, heavy trucks. Free of items like trees, overhead wires, and buildings. That could interfere with delivery or installation and allows trucks to within 3 to 8 feet of placement excavation.

**- EXCAVATION**

Prior to excavation, identify and locate all buried utilities. Follow OSHA regulations governing excavation work at all times. Excavations should be sloped to comply with all construction safety requirements. Excavation should be approximately 18" minimum larger than tank size to allow for adequate back fill. This may vary with soil conditions.

Excavation below the tank center to be 2" lower to prevent undue pressure at center of tank

**- BEDDING**

Proper use of bedding material is important to bear the weight of tank structure and ensure tank service life. Bedding must be capable of bearing the weight of the tank. Bedding material shall have the ability of 100% to be able to pass through a 3/4" screen. Bedding thickness shall be 4" minimum compacted (thickness may vary with existing soil conditions). A good base should ensure that the tank would not be subjected to adverse settlement. Use a minimum of 4 inches thickness of sand or granular bed overlying a firm and uniform base unless otherwise specified. Tanks should not bear on large boulders or rock edges.

**- TANK PLACEMENT**

Installation is contingent on trucks being able to access the site under their own power. Confirm the tank's orientation prior to placement in the excavation. Ensure that inlet penetrations face correctly. After placement, check that the tank is level. The slope of the sewer line and tank elevation should meet local plumbing and building codes.

**- JOINT SEAL**

Joint surfaces to be clean and proper placement of sealant according to manufacturer's recommendations

**- WATER TABLE**

Tanks being placed where water levels can potentially be higher than the elevation of the tank cover, must be brought to the attention of Wieser Concrete Products Inc. Additional installation instructions such as ballast and coating may be required

**- BACKFILL MATERIAL**

Sidewalls of tanks require dry backfill materials that have the ability of 100% to be able to pass through a 2" screen. And have a minimum of 12" on all sides from bottom to top of tank. Backfill material shall be placed with a backhoe or concrete bucket to avoid impact loads on sidewall of tank. No compaction of backfill material is permitted on sidewalls of tank. If more than 85% modified Proctor compaction is required, use 3/8" or 3/4" washed gravel for backfill material.

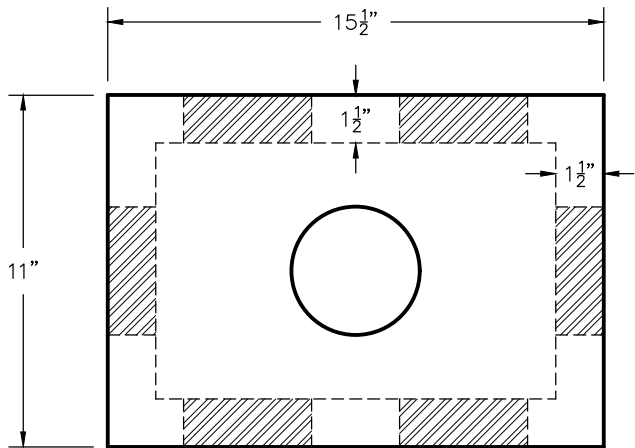
**- COVER MATERIAL**

Cover material shall be dry soil, sand or gravel material that has the ability of 100% to be able to pass through a 4" screen. Cover materials shall be mounded over tank and around risers to direct run-off away from both.

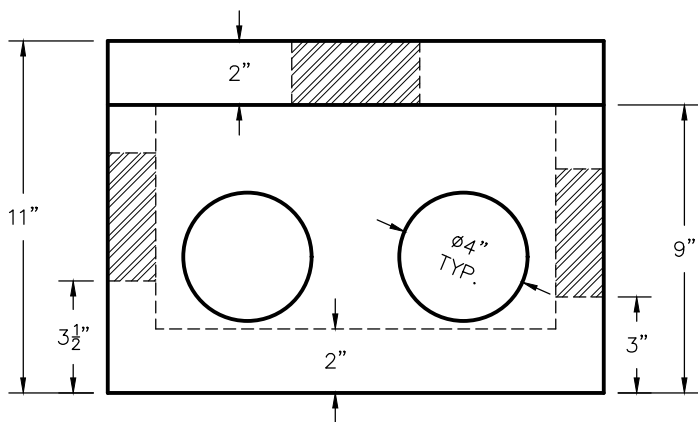
SIGNATURE: \_\_\_\_\_ DATE: \_\_\_\_\_

|  |      |       |           |            |
|--|------|-------|-----------|------------|
| SCALE: NTS   | REV. | DATE: | PRE-POUR: | POST-POUR: |
| DRAWN BY: WCP  |      |       |           |            |
| DATE: 00/00/00   |      |       |           |            |
| FILE: detail 15a   |      |       |           |            |
| <br>W3716 US HWY 10, MAIDEN ROCK, WI 54750<br>800-325-8456 |      |       |           |            |
| TANK INSTALL INSTRUCTIONS<br>LARGE CAPACITY TANK<br>SEPTIC MANUAL<br>DETAIL 15A  |      |       |           |            |
| SHEET NO.  |      |       |           |            |
| 1 / OF 1   |      |       |           |            |

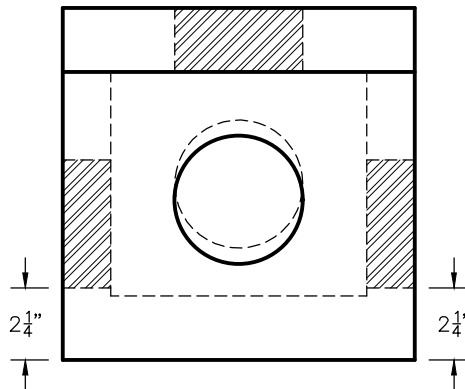
# DETAIL 16 6 HOLE DISTRIBUTION BOX



TOP VIEW



SIDE VIEW

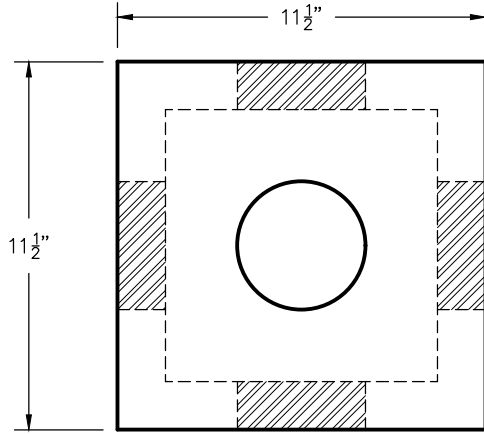


END VIEW

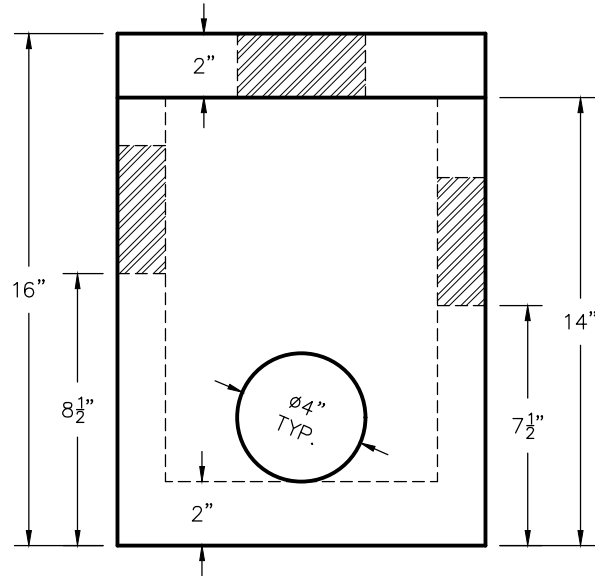
DIMENSIONS:  
 HEIGHT: 11" O.D.  
 LENGTH: 15 1/2" O.D.  
 WIDTH: 11" O.D.  
 BELOW INLET: 3 1/2" O.D.  
 WEIGHT: 102 LBS.  
 INLET AND OUTLET:  
 4" CAST-A-SEAL BOOT OR EQUAL

|  |           |  |       |  |      |  |                   |
|--|-----------|--|-------|--|------|--|-------------------|
|  | PRE-POUR: |  | DATE: |  | REV. |  | SCALE: 2" = 1'-0" |
|  |           |  |       |  |      |  | DRAWN BY: WCP     |
|  |           |  |       |  |      |  | DATE: 00/00/00    |
|  |           |  |       |  |      |  | FILE: detail 16   |
| <b>WIESER CONCRETE</b>                                 |           |  |       |  |      |  |                   |
| W3716 US HWY 10, MAIDEN ROCK, WI 54750<br>800-325-8456 |           |  |       |  |      |  |                   |
| 6 HOLE DISTRIBUTION BOX<br>SEPTIC MANUAL<br>DETAIL 16  |           |  |       |  |      |  |                   |
| SHEET NO.<br>1 OF 1                                    |           |  |       |  |      |  |                   |

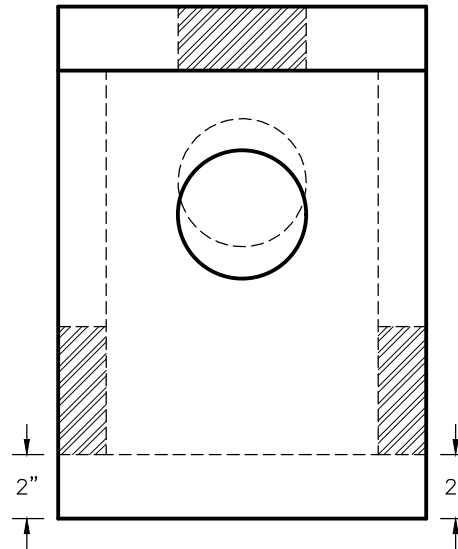
# DETAIL 16A DROP BOX



TOP VIEW



SIDE VIEW



END VIEW

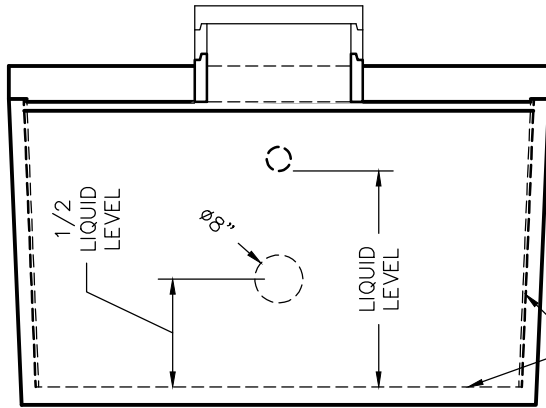
DIMENSIONS:  
 HEIGHT: 16" O.D.  
 LENGTH: 11½" O.D.  
 WIDTH: 11½" O.D.  
 BELOW INLET: 8½" O.D.  
 WEIGHT: 108 LBS.  
 INLET AND OUTLET:  
 4" CAST-A-SEAL BOOT OR EQUAL

|  |                |   |            |
|--|----------------|---|------------|
| SCALE: 2" = 1'-0"  | REV.           | DATE:                                   | PRE-POUR:  |
|  | DRAWN BY: WCP  |   | POST-POUR: |
|  | DATE: 00/00/00 |   |            |
| FILE: detail 16a   |                |   |            |
| <b>WIESER CONCRETE</b><br>W3716 US HWY 10, MAIDEN ROCK, WI 54750<br>800-325-8456 |                | DROP BOX<br>SEPTIC MANUAL<br>DETAIL 16A |            |
|  |                | SHEET NO.<br>1 OF 1                     |            |

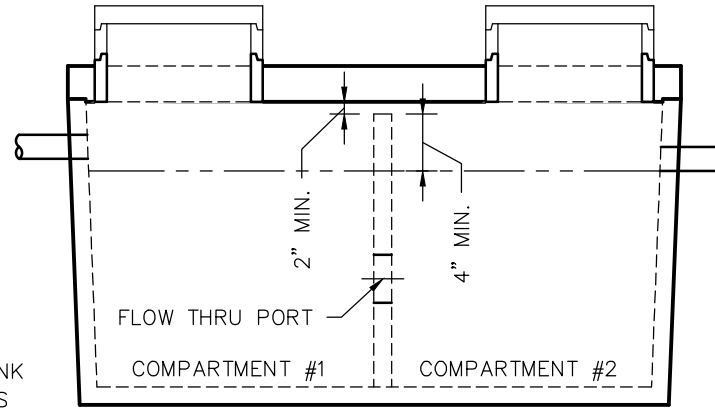
GENERAL NOTES

COMPARTMENT #1 CAPACITY = 50% OF TOTAL SEPTIC MIN.  
 75% OF TOTAL SEPTIC MAX.  
 COMPARTMENT #2 CAPACITY = 25% OF TOTAL SEPTIC MIN.  
 50% OF TOTAL SEPTIC MAX.

DETAIL 17  
SUPER SCREEN

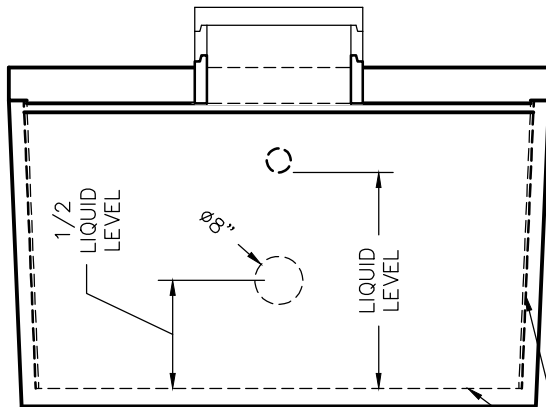


END VIEW

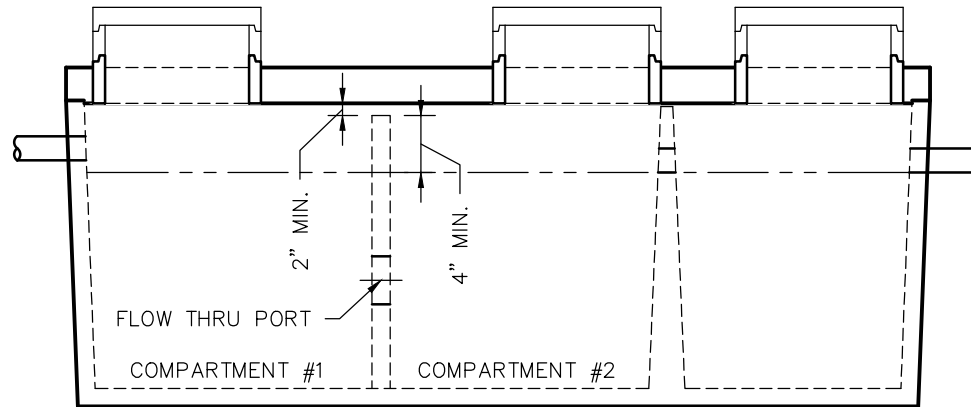


SIDE VIEW

SEPTIC TANK



END VIEW



SIDE VIEW

SEPTIC/PUMP OR SEPTIC/SIPHON TANK

|  |      |                            |            |
|--|------|----------------------------|------------|
| SCALE: NTS   | REV. | DATE:                      | PRE-POUR:  |
| DRAWN BY: WCP  |      |                            | POST-POUR: |
| DATE: 00/00/00   |      |                            |            |
| FILE: detail 17  |      |                            |            |
| <b>WIESER CONCRETE</b>                                 |      |                            |            |
| W3716 US HWY 10, MAIDEN ROCK, WI 54750<br>800-325-8456 |      |                            |            |
| SUPER SCREEN   |      | SEPTIC MANUAL<br>DETAIL 17 |            |
| SHEET NO.<br>1 OF 1                                    |      |                            |            |

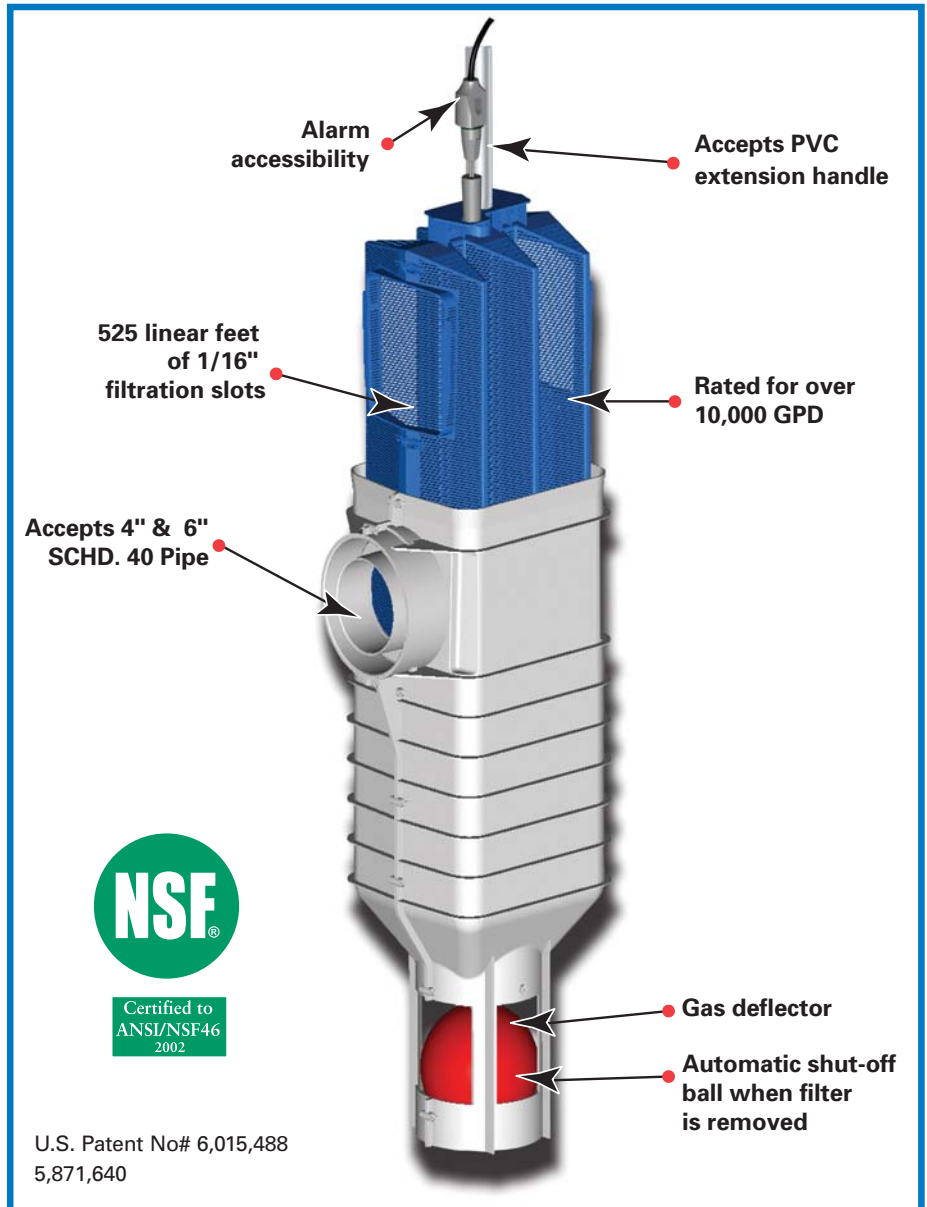
**PL-525 EFFLUENT FILTER (COMMERCIAL)**

Polylok, Inc is pleased to add its new commercial filter to its existing line of quality effluent filters. The PL-525 is rated for over 10,000 GPD (gallons per day) making it one of the largest commercial filters in its class. It has 525 linear feet of 1/16" filtration slots. Like the Polylok PL-122, the new Polylok PL-525 has an automatic shut off ball installed with every filter. When the filter is removed for cleaning, the ball will float up and temporarily shut off the system so the effluent won't leave the tank. **No other filter on the market can make that claim!**

**PL-525 Maintenance:**

The PL-525 Effluent Filter should operate efficiently for several years under normal conditions before requiring cleaning. It is recommended that the filter be cleaned every time the tank is pumped or at least every three years. If the installed filter contains an optional alarm, the owner will be notified by an alarm when the filter needs servicing. Servicing should be done by a certified septic tank pumper or installer.

1. Locate the outlet of the septic tank.
2. Remove tank cover and pump tank if necessary.
3. Do not use plumbing when filter is removed.
4. Pull PL-525 out of the housing.
5. Hose off filter over the septic tank. Make sure all solids fall back into septic tank.
6. Insert the filter cartridge back into the housing making sure the filter is properly aligned and completely inserted.
7. Replace septic tank cover.



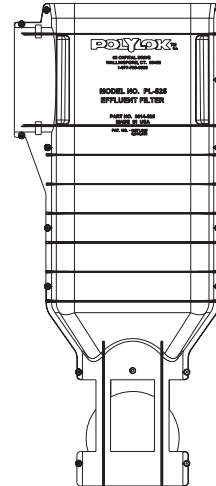
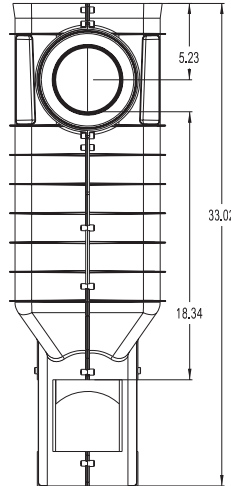
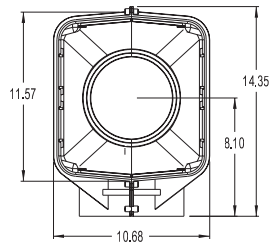
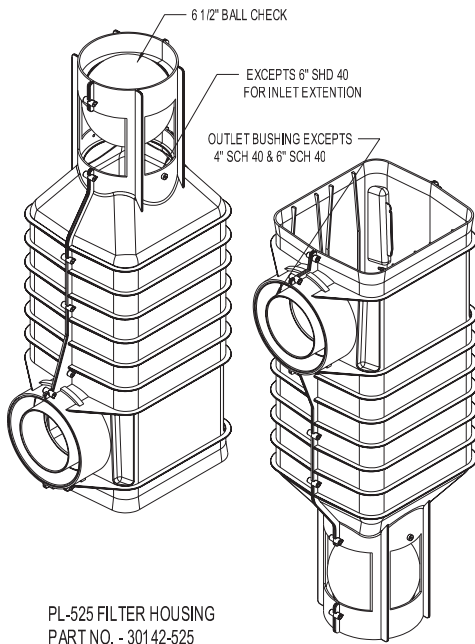
**PL-525 Installation:**

Ideal for residential and commercial waste flows up to 10,000 Gallons Per Day (GPD).

1. Locate the outlet of the septic tank.
2. Remove the tank cover and pump tank if necessary.
3. Glue the filter housing to the 4" or 6" outlet pipe. If the filter is not centered under the access opening use a Polylok Extend & Lok or piece of pipe to center filter.
4. Insert the PL-525 filter into its housing.
5. Replace the septic tank cover.

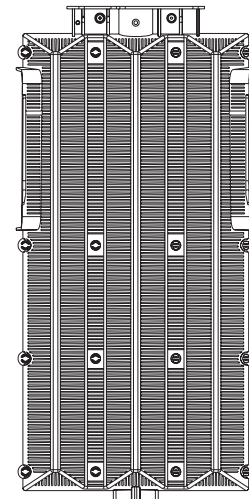
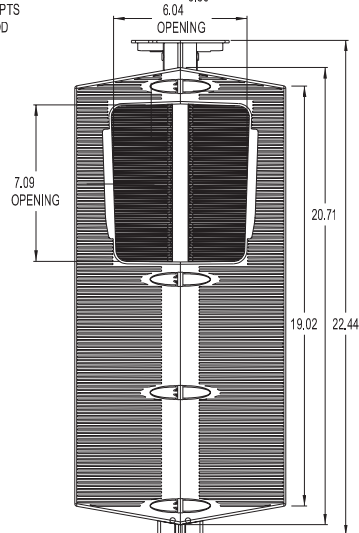
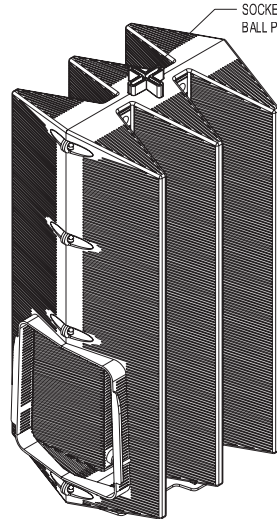
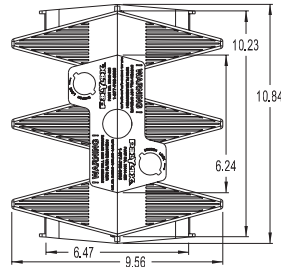
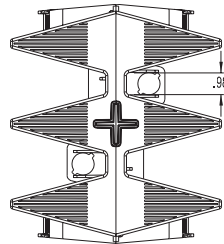
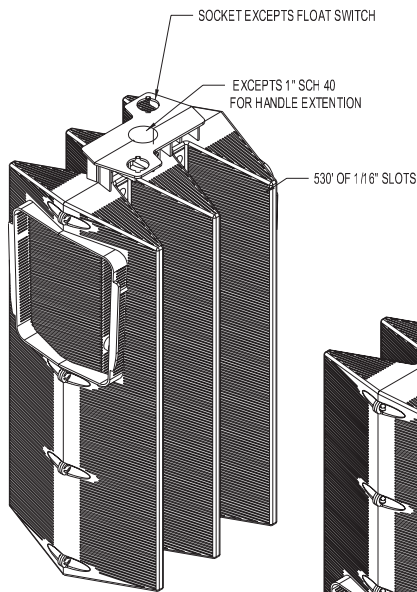
# Technical Specifications

## PL-525 EFFLUENT FILTER (COMMERCIAL)



PL-525 FILTER HOUSING  
PART NO. - 30142-525  
MATERIAL:

HOUSING - POLYPROPYLENE  
OUTLET BUSHING - PVC  
6.5 BALL - HDPE

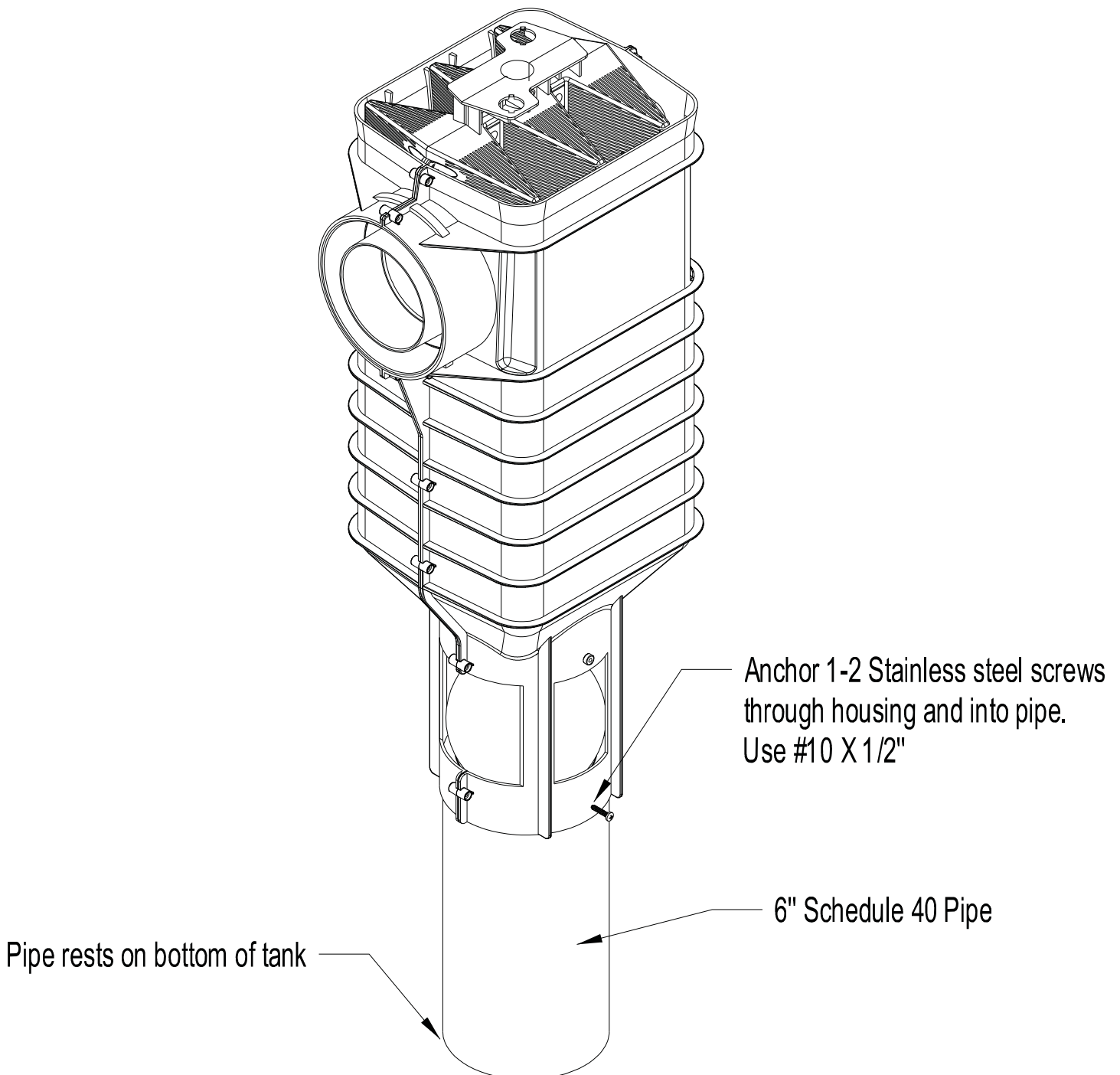


POLYLOK PL-525 FILTER CARTRIDGE  
PART NO. - 30141-525  
MATERIAL - POLYPROPYLENE



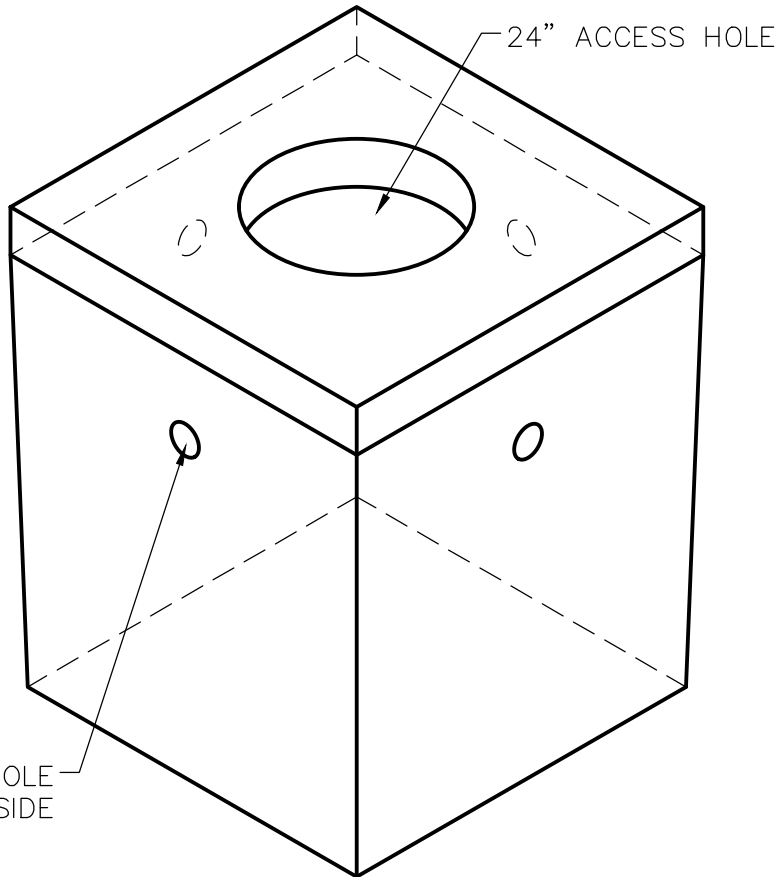
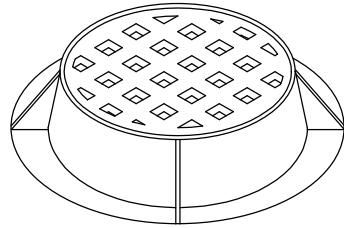
## Polylok PL-525 Support Stand

Should you feel it necessary to add additional support to the PL-525 filter, use a six-inch Schedule 40 or SDR 35 pipe to extend from the base of the filter to the bottom of the tank. The extension pipe needs to be anchored to the filter housing with one or two #10 X 1/2" SS screws.



# PRECAST CONCRETE CATCH BASIN

- 36" x 36" x 48" TALL I.D.
- HS20 TRAFFIC LOADING.
- APPROX. GALLON CAPACITY 230 GALS.
- NEENAH R-2540-A FRAME & GRATED LID SUPPLIED BY WIESER CONCRETE
- CONFORMS TO STATE OF WISCONSIN UNIFORM PLUMBING CODE ILHR 82.34
- 4" INLETS, OUTLETS, AND VENT ARE SEALED WITH CAST-A-SEAL BOOT OR EQUAL (ONE 4" PIPE HOLE PER SIDE)



ISOMETRIC VIEW

4" PIPE HOLE  
PER SIDE

24" ACCESS HOLE

REVIEWED BY \_\_\_\_\_  
REVIEW DATE \_\_\_\_\_



**DRAWINGS SUBMITTED  
FOR APPROVAL**

APPROVED BY: \_\_\_\_\_  
APPROVAL DATE: \_\_\_\_\_  
PRODUCTS NEEDED BY: \_\_\_\_\_

|                        |      |       |           |  |  |  |            |
|------------------------|------|-------|-----------|--|--|--|------------|
|                        |      |       |           |  |  |  |            |
| SCALE: NTS             | REV. | DATE: | PRE-POUR: |  |  |  |            |
| DRAWN BY: WCP          |      |       |           |  |  |  |            |
| DATE: 00/00/00         |      |       |           |  |  |  | POST-POUR: |
| FILE: concrete cb      |      |       |           |  |  |  |            |
| <b>WIESER CONCRETE</b> |      |       |           | W3716 US HWY 10, MAIDEN ROCK, WI 54750<br>800-325-8456 |  |  |            |
| CONCRETE CB            |      |       |           | SEPTIC MANUAL  |  |  |            |
|                        |      |       |           | SHEET NO.  |  |  |            |
|                        |      |       |           | 1 OF 1   |  |  |            |

# SIMPLE SET FIBERGLASS CATCH BASIN

- $\phi 36''$  x 48'' TALL
- USE A PERFORATED STEEL COVER OR A STANDARD FRAME & GRATED LID
- CONFORMS TO STATE OF WISCONSIN UNIFORM PLUMBING CODE ILHR 82.34
- INLETS AND OUTLETS ARE MADE WITH A DRILL AND HOLE SAW AND ARE SEALED WITH PUSH-IN GROMMETS BY CONTRACTOR.



REVIEWED BY \_\_\_\_\_  
 REVIEW DATE \_\_\_\_\_

**DRAWINGS SUBMITTED  
FOR APPROVAL**

APPROVED BY: \_\_\_\_\_  
 APPROVAL DATE: \_\_\_\_\_  
 PRODUCTS NEEDED BY: \_\_\_\_\_

|                     |      |       |            |
|---------------------|------|-------|------------|
| SCALE: NTS          | REV. | DATE: | PRE-POUR:  |
| DRAWN BY: WCP       |      |       | POST-POUR: |
| DATE: 00/00/00      |      |       |            |
| FILE: fiberglass cb |      |       |            |

**WIESER CONCRETE**  
 W3716 US HWY 10, MAIDEN ROCK, WI 54750  
 800-325-8456

FIBERGLASS CB  
 SEPTIC MANUAL

SHEET NO.  
 1 OF 1